

**Slide-On BMA Plug Bulkhead to RA Slide-On BMA Jack 2 Hole Flange Cable FM-SR141TBJ Coax in 6 Inch**

The BMA plug slide-on bulkhead to RA BMA jack slide-on 2 hole flange 6 inch cable using FM-SR141TBJ coax, part number FMCA1618-6, from Fairview Microwave is in-stock and ships same day. This Fairview BMA to BMA cable assembly has a plug to jack gender configuration with 50 ohm formable FM-SR141TBJ coax. Fairview Microwave's formable RF cable assemblies provide an alternative to costly pre-formed semi-rigid assemblies since they are hand formable. The FMCA1618-6 BMA plug to BMA jack cable assembly operates to 12.4 GHz. The right angle BMA interface on the FM-SR141TBJ cable allows for easier connections in tight spaces. Our RF cable assembly with BMA bulkhead and BMA 2 hole flange interface allows designers to create external connections on their product enclosures, and can be used in a variety of other rack mount and panel mount applications.

Custom versions of most RF cable assemblies can be built and shipped same day. Custom cable assembly lengths can be obtained by specifying the desired length on the web site at time of order or by contacting a sales representative. Other RF cable assembly value added services including connector orientation or clocking, heat shrink booting and labeling are also available. RF testing can also be performed to document the electrical performance of your cable assembly.

**Electrical Specifications**

Description	Min	Typ	Max	Units
Frequency Range	DC		12.4	GHz
VSWR			1.5:1	
Return Loss			15.56	dB
Velocity of Propagation		70		%
RF Shielding	100			dB
Group Delay		1.43 [4.69]		ns/ft [ns/m]
Capacitance		29 [95.14]		pF/ft [pF/m]
Operating Voltage (AC)			350	Vrms

**Performance by Frequency**

Description	F1	F2	F3	F4	F5	Units
Frequency	0.5	1	2.5	5	12.4	GHz
Insertion Loss (Typ.)	0.24	0.26	0.29	0.34	0.44	dB

**Mechanical Specifications**

**Cable Assembly**

Length\* 6 in [152.4 mm]  
 Diameter 0.37 in [9.4 mm]

**Cable**

Cable Type FM-SR141TBJ  
 Impedance 50 Ohms  
 Inner Conductor Type Solid  
 Inner Conductor Material and Plating Copper Clad Steel, Silver  
 Dielectric Type PTFE  
 Number of Shields 1



**Configuration:**

- Slide-On BMA Plug Bulkhead
- Slide-On BMA Jack Right Angle 2 Hole Flange
- FM-SR141TBJ

**Features:**

- Max Frequency 12.4 GHz
- Shielding Effectivity > 100 dB
- 70% Phase Velocity
- FEP Jacket

**Applications:**

- General Purpose
- Laboratory Use
- Rack and Panel
- BMA Cable RF Backplanes
- Phased Array Interconnects
- High Speed Switching Networks
- Blind Mate BMA Test

Fairview Microwave  
 301 Leora Ln., Suite 100  
 Lewisville, TX 75056  
 Tel: 1-800-715-4396 / (972) 649-6678  
 Fax: (972) 649-6689  
[www.fairviewmicrowave.com](http://www.fairviewmicrowave.com)  
[sales@fairviewmicrowave.com](mailto:sales@fairviewmicrowave.com)

Shield Layer 1	Tinned Copper Braid
Jacket Material	FEP, Black
Jacket Diameter	0.161 in [4.09 mm]
One Time Minimum Bend Radius	0.315 in [8 mm]
Repeated Minimum Bend Radius	1.575 in [40.01 mm]

**Connectors**

Description	Connector 1	Connector 2
Type	BMA Plug	BMA Jack
Mount Method	Bulkhead	2 Hole Flange
Impedance	50 Ohms	50 Ohms
Connection Method	Slide-On	Slide-On
Contact Material & Plating	Bronze, Gold	Beryllium Copper, Gold
Contact Plating Spec.	51.18µ in. minimum	
Dielectric Type	PTFE	PTFE
Outer Cond Material & Plating	Brass, Tri-Metal	Beryllium Copper, Gold
Outer Cond Plating Spec.	78.74µ in. minimum	
Body Material & Plating	Brass, Tri-Metal	Brass, Tri-Metal
Body Plating Spec.	78.74µ in. minimum	
Hex Size	8 mm	

Mechanical Specification Notes:

\*All cable assemblies have a length tolerance of 1.5% or ± 3/8", whichever is greater.

**Environmental Specifications**

**Temperature**

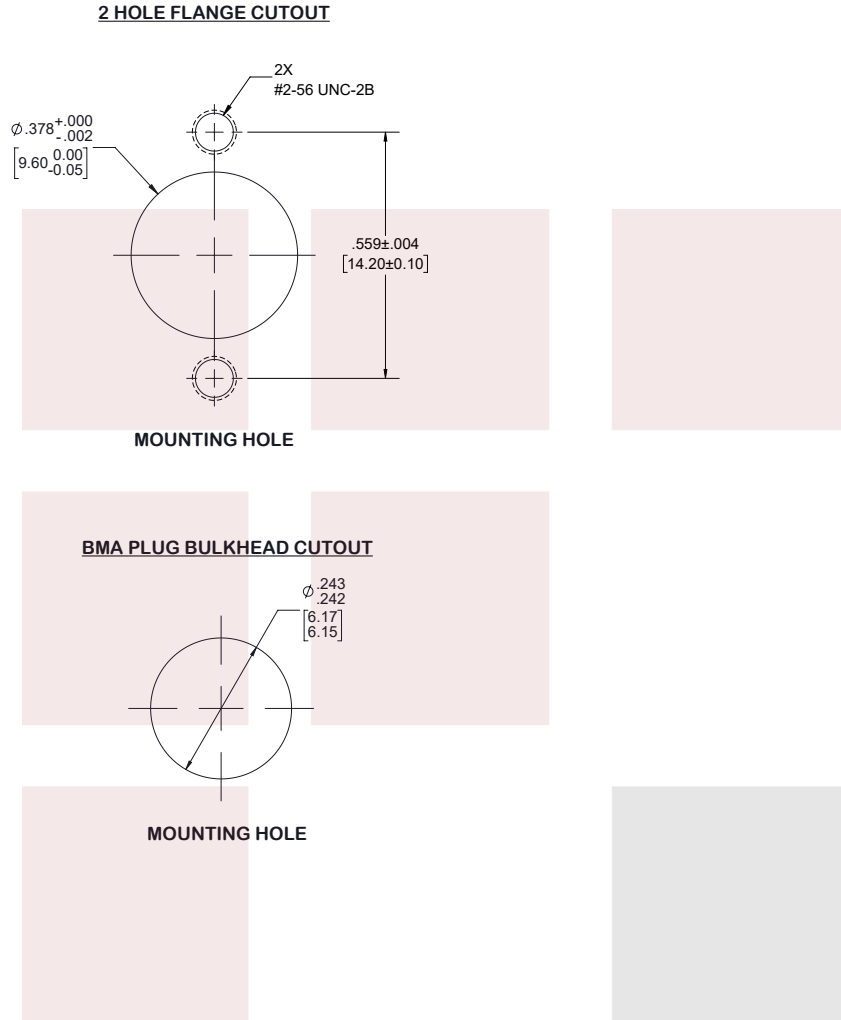
Operating Range -40 to +100 deg C

**Compliance Certifications** (see [product page](#) for current document)

**Plotted and Other Data**

Notes:

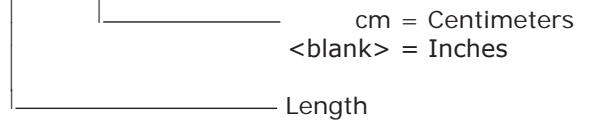
**Typical Performance Data**



**How to Order**

Part Number Configuration:

**FMCA1618 - xx uu**




Example: FMCA1618-12 = 12 inches long cable  
 FMCA1618-100cm = 100 cm long cable

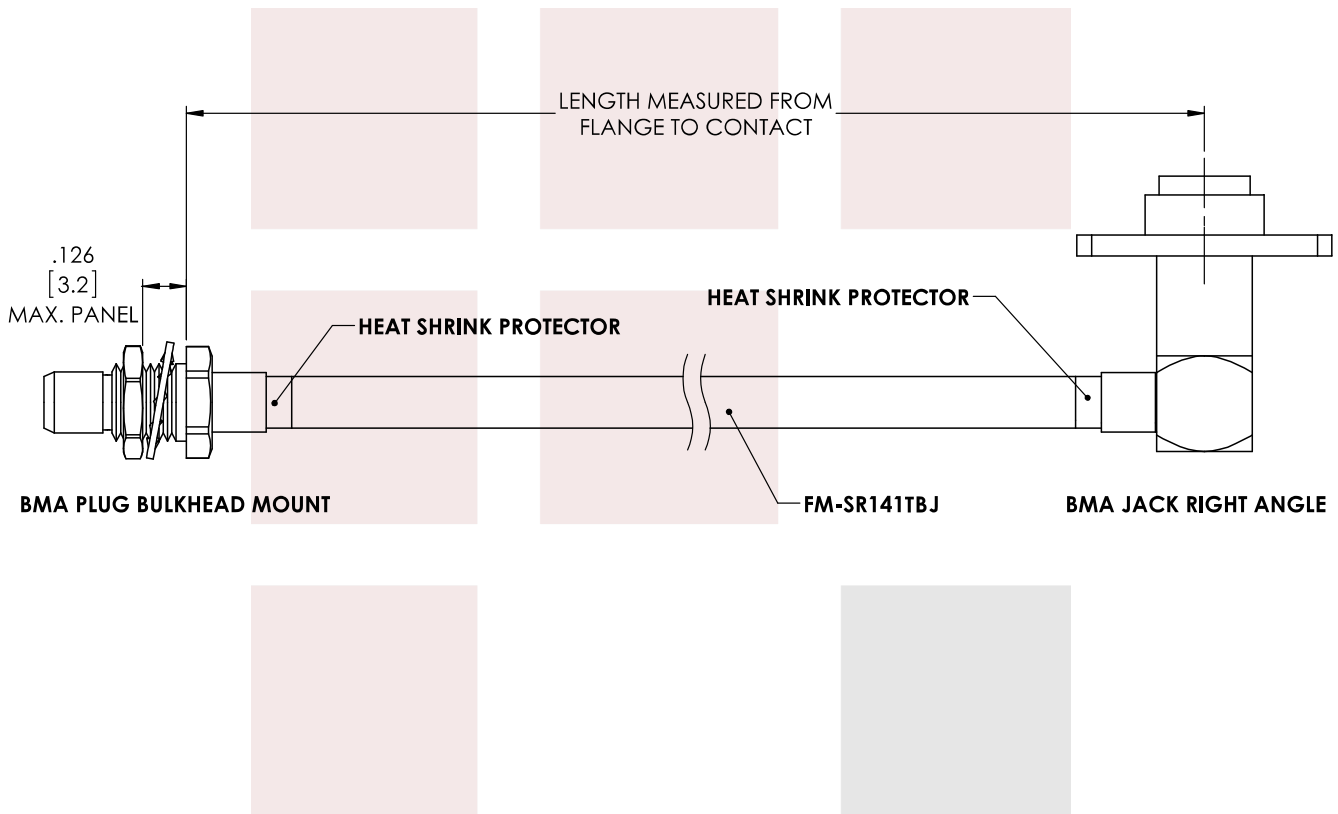
Slide-On BMA Plug Bulkhead to RA Slide-On BMA Jack 2 Hole Flange Cable FM-SR141TBJ Coax in 6 Inch from Fairview Microwave has same day shipment for domestic and International orders. Our RF, microwave and fiber optic products maintain a 99% availability and are part of the broadest selection in the industry.

Click the following link to obtain additional part information: [Slide-On BMA Plug Bulkhead to RA Slide-On BMA Jack 2 Hole Flange Cable FM-SR141TBJ Coax in 6 Inch FMCA1618-6](#)

URL: <https://www.fairviewmicrowave.com/bma-plug-ra-bma-jack-cable-fm-sr141tbj-coax-fmca1618-6-p.aspx>

The information contained in this document is accurate to the best of our knowledge and representative of the part described herein. It may be necessary to make modifications to the part and/or the documentation of the part, in order to implement improvements. Fairview Microwave reserves the right to make such changes as required. Unless otherwise stated, all specifications are nominal. Fairview Microwave does not make any representation or warranty regarding the suitability of the part described herein for any particular purpose, and Fairview Microwave does not assume any liability arising out of the use of any part or documentation.





STANDARD TOLERANCES	
.X	±0.2
.XX	±0.01
.XXX	±0.005

\*STANDARD TOLERANCES APPLY ONLY TO DIMENSIONS IN INCHES

<b>FAIRVIEW MICROWAVE INC.</b> ALLEN, TX 75013 WWW.FAIRVIEWMICROWAVE.COM		NOTES: 1. UNLESS OTHERWISE SPECIFIED ALL DIMENSIONS ARE NOMINAL. 2. ALL SPECIFICATIONS ARE SUBJECT TO CHANGE WITHOUT NOTICE AT ANY TIME. 3. DIMENSIONS ARE IN INCHES [mm].	
TITLE Slide-On BMA Plug Bulkhead to RA Slide-On BMA Jack 2 Hole Flange Cable FM-SR141TBJ Coax in 6 Inch		DWG NO FMCA1618	CAGE CODE 3FKR5
CAD FILE	12/22/17	SHEET	SCALE N/A SIZE A CN2245