

**Slide-On BMA Jack 2 Hole Flange to RA SMA Male
 Cable FM-SR141TBJ Coax in 6 Inch**

The BMA jack slide-on 2 hole flange to RA SMA male 6 inch cable using FM-SR141TBJ coax, part number FMCA1623-6, from Fairview Microwave is in-stock and ships same day. This Fairview BMA to SMA cable assembly has a jack to male gender configuration with 50 ohm formable FM-SR141TBJ coax. Fairview Microwave's formable RF cable assemblies provide an alternative to costly pre-formed semi-rigid assemblies since they are hand formable. The FMCA1623-6 BMA jack to SMA male cable assembly operates to 10 GHz. The right angle SMA interface on the FM-SR141TBJ cable allows for easier connections in tight spaces. Our RF cable assembly with BMA 2 hole flange interface allows designers to create external connections on their product enclosures, and can be used in a variety of other rack mount and panel mount applications.

Custom versions of most RF cable assemblies can be built and shipped same day. Custom cable assembly lengths can be obtained by specifying the desired length on the web site at time of order or by contacting a sales representative. Other RF cable assembly value added services including connector orientation or clocking, heat shrink booting and labeling are also available. RF testing can also be performed to document the electrical performance of your cable assembly.

Electrical Specifications

Description	Min	Typ	Max	Units
Frequency Range	DC		10	GHz
VSWR			1.5:1	
Return Loss			15.56	dB
Velocity of Propagation		70		%
RF Shielding	100			dB
Group Delay		1.43 [4.69]		ns/ft [ns/m]
Capacitance		29 [95.14]		pF/ft [pF/m]

Performance by Frequency

Description	F1	F2	F3	F4	F5	Units
Frequency	0.5	1	2.5	5	10	GHz
Insertion Loss (Typ.)	0.24	0.26	0.29	0.34	0.41	dB

Mechanical Specifications

Cable Assembly

Length* 6 in [152.4 mm]
 Diameter 0.74 in [18.8 mm]

Cable

Cable Type FM-SR141TBJ
 Impedance 50 Ohms
 Inner Conductor Type Solid
 Inner Conductor Material and Plating Copper Clad Steel, Silver
 Dielectric Type PTFE
 Number of Shields 1
 Shield Layer 1 Tinned Copper Braid



Configuration:

- Slide-On BMA Jack 2 Hole Flange
- SMA Male Right Angle
- FM-SR141TBJ

Features:

- Max Frequency 10 GHz
- Shielding Effectivity > 100 dB
- 70% Phase Velocity
- FEP Jacket

Applications:

- General Purpose
- Laboratory Use
- Rack and Panel
- BMA Cable RF Backplanes
- Phased Array Interconnects
- High Speed Switching Networks
- Blind Mate BMA Test

Fairview Microwave
 301 Leora Ln., Suite 100
 Lewisville, TX 75056
 Tel: 1-800-715-4396 / (972) 649-6678
 Fax: (972) 649-6689
www.fairviewmicrowave.com
sales@fairviewmicrowave.com

Jacket Material FEP, Black
 Jacket Diameter 0.161 in [4.09 mm]
 One Time Minimum Bend Radius 0.315 in [8 mm]
 Repeated Minimum Bend Radius 1.575 in [40.01 mm]

Connectors

Description	Connector 1	Connector 2
Type	BMA Jack	SMA Male
Mount Method	2 Hole Flange	
Impedance	50 Ohms	50 Ohms
Connection Method	Slide-On	
Contact Material & Plating	Beryllium Copper, Gold	Brass, Gold over Nickel
Dielectric Type	PTFE	PTFE
Outer Cond Material & Plating	Beryllium Copper, Gold	
Body Material & Plating	Brass, Tri-Metal	Brass, Gold over Nickel
Coupling Nut Material & Plating	Passivated Stainless Steel	
Hex Size	5/16 inch	
Torque	8 in-lbs [0.9 Nm]	

Mechanical Specification Notes:

*All cable assemblies have a length tolerance of 1.5% or ± 3/8", whichever is greater.

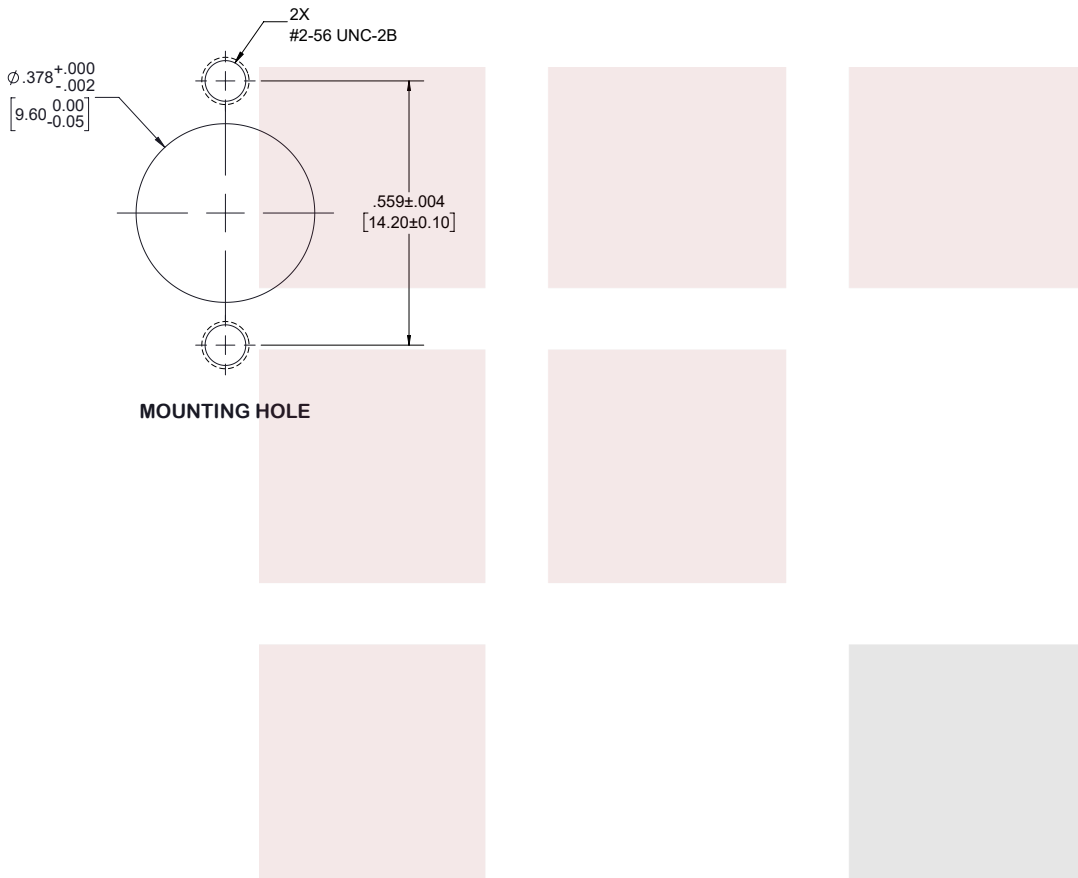
Compliance Certifications (see [product page](#) for current document)

Plotted and Other Data

Notes:



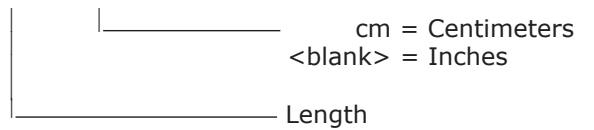
Typical Performance Data



How to Order

Part Number Configuration:

FMCA1623 - xx uu



Example: FMCA1623-12 = 12 inches long cable
 FMCA1623-100cm = 100 cm long cable

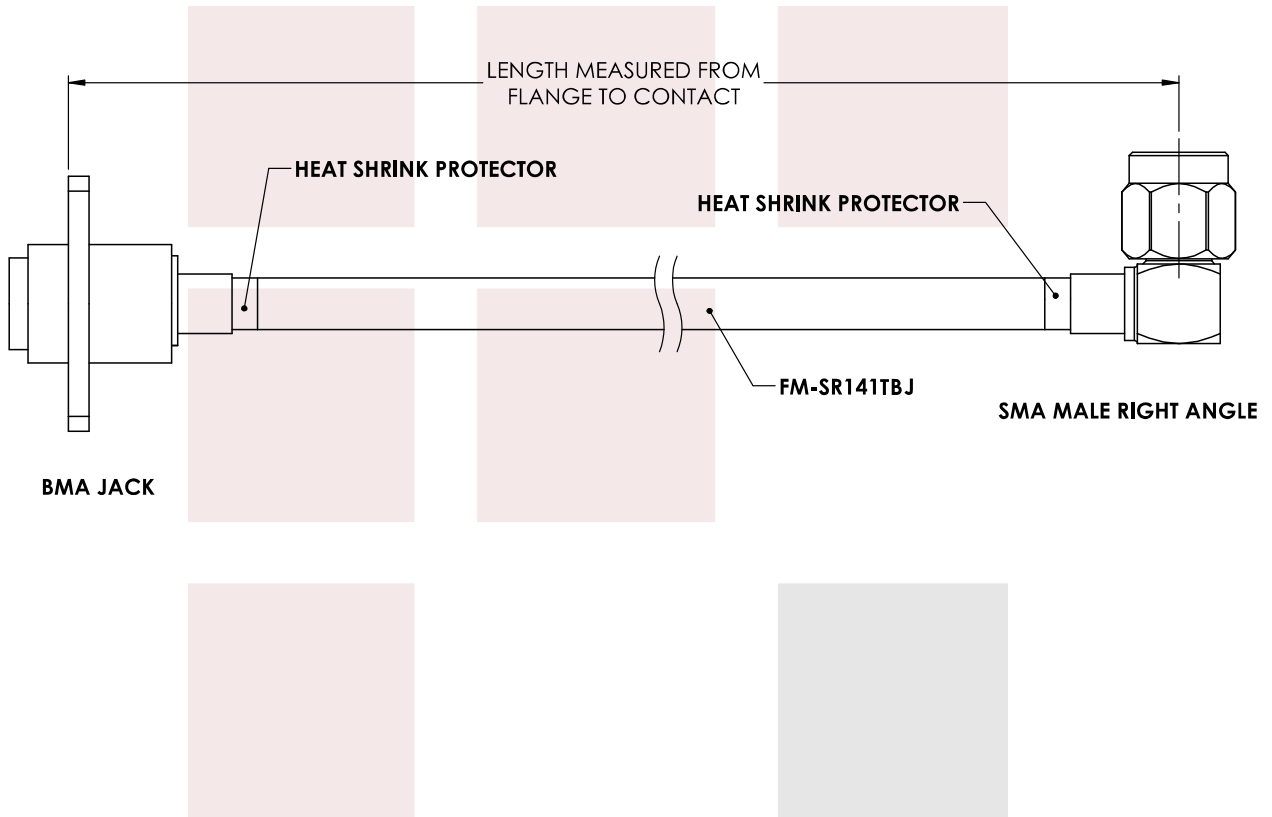
Slide-On BMA Jack 2 Hole Flange to RA SMA Male Cable FM-SR141TBJ Coax in 6 Inch from Fairview Microwave has same day shipment for domestic and International orders. Our RF, microwave and fiber optic products maintain a 99% availability and are part of the broadest selection in the industry.

Click the following link to obtain additional part information: [Slide-On BMA Jack 2 Hole Flange to RA SMA Male Cable FM-SR141TBJ Coax in 6 Inch FMCA1623-6](#)

URL: <https://www.fairviewmicrowave.com/bma-jack-ra-sma-male-cable-fm-sr141tbj-coax-fmca1623-6-p.aspx>

The information contained in this document is accurate to the best of our knowledge and representative of the part described herein. It may be necessary to make modifications to the part and/or the documentation of the part, in order to implement improvements. Fairview Microwave reserves the right to make such changes as required. Unless otherwise stated, all specifications are nominal. Fairview Microwave does not make any representation or warranty regarding the suitability of the part described herein for any particular purpose, and Fairview Microwave does not assume any liability arising out of the use of any part or documentation.





STANDARD TOLERANCES	
.X	±0.2
.XX	±0.01
.XXX	±0.005

*STANDARD TOLERANCES APPLY ONLY TO DIMENSIONS IN INCHES

FAIRVIEW MICROWAVE INC. ALLEN, TX 75013 WWW.FAIRVIEWMICROWAVE.COM		NOTES: 1. UNLESS OTHERWISE SPECIFIED ALL DIMENSIONS ARE NOMINAL. 2. ALL SPECIFICATIONS ARE SUBJECT TO CHANGE WITHOUT NOTICE AT ANY TIME. 3. DIMENSIONS ARE IN INCHES [mm].			
TITLE Slide-On BMA Jack 2 Hole Flange to RA SMA Male Cable FM-SR141TBJ Coax in 6 Inch	DWG NO FMCA1623	CAGE CODE 3FKR5			
	CAD FILE 12/22/17	SHEET	SCALE N/A	SIZE A	CN2245