

**Slide-On BMA Plug Bulkhead to Slide-On BMA Plug Bulkhead Cable LMR-100 Coax in 12 Inch**

The BMA plug slide-on bulkhead to BMA plug slide-on bulkhead 12 inch cable using LMR-100 coax, part number FMCA1634-12, from Fairview Microwave is in-stock and ships same day. This Fairview BMA to BMA cable assembly has a plug to plug gender configuration with 50 ohm flexible LMR-100A-PVC coax. Fairview Microwave's flexible RF cable assemblies are ideal for applications where tight bends and continual flexure are required. The FMCA1634-12 BMA plug to BMA plug cable assembly operates to 5.8 GHz. Our RF cable assembly with BMA bulkhead interface allows designers to create external connections on their product enclosures, and can be used in a variety of other rack mount and panel mount applications. The double shielding of this Fairview cable assembly provides excellent shielding effectiveness of better than 90 dB.

Custom versions of most RF cable assemblies can be built and shipped same day. Custom cable assembly lengths can be obtained by specifying the desired length on the web site at time of order or by contacting a sales representative. Other RF cable assembly value added services including connector orientation or clocking, heat shrink booting and labeling are also available. RF testing can also be performed to document the electrical performance of your cable assembly.

**Electrical Specifications**

Description	Min	Typ	Max	Units
Frequency Range	DC		5.8	GHz
VSWR			1.4:1	
Return Loss			15.56	dB
Velocity of Propagation		66		%
RF Shielding	90			dB
Group Delay		1.54 [5.05]		ns/ft [ns/m]
Capacitance		30.8 [101.05]		pF/ft [pF/m]
Inductance		0.077 [0.25]		uH/ft [uH/m]
DC Resistance Inner Conductor		81 [265.75]		$\Omega/1000ft$ [ $\Omega/Km$ ]
DC Resistance Outer Conductor		9.5 [31.17]		$\Omega/1000ft$ [ $\Omega/Km$ ]
Jacket Spark			2,000	Vrms

**Performance by Frequency**

Description	F1	F2	F3	F4	F5	Units
Frequency	0.25	0.5	1	2.5	5.8	GHz
Insertion Loss (Typ.)	0.32	0.37	0.44	0.6	0.84	dB

**Mechanical Specifications**

**Cable Assembly**

Length\* 12 in [304.8 mm]  
 Diameter 0.315 in [8 mm]

**Cable**

Cable Type LMR-100A-PVC  
 Impedance 50 Ohms



**Configuration:**

- Slide-On BMA Plug Bulkhead
- Slide-On BMA Plug Bulkhead
- LMR-100A-PVC

**Features:**

- Max Frequency 5.8 GHz
- Shielding Effectivity > 90 dB
- 66% Phase Velocity
- Double Shielded
- PVC Jacket

**Applications:**

- General Purpose
- Laboratory Use
- Rack and Panel
- BMA Cable RF Backplanes
- Phased Array Interconnects
- High Speed Switching Networks
- Blind Mate BMA Test

Fairview Microwave  
 301 Leora Ln., Suite 100  
 Lewisville, TX 75056  
 Tel: 1-800-715-4396 / (972) 649-6678  
 Fax: (972) 649-6689  
[www.fairviewmicrowave.com](http://www.fairviewmicrowave.com)  
[sales@fairviewmicrowave.com](mailto:sales@fairviewmicrowave.com)

Inner Conductor Type	Solid
Inner Conductor Material and Plating	Copper Clad Steel
Dielectric Type	PE
Number of Shields	2
Shield Layer 1	Aluminum Tape
Shield Layer 2	Tinned Copper Braid
Jacket Material	PVC, Black
Jacket Diameter	0.11 in [2.79 mm]
One Time Minimum Bend Radius	0.25 in [6.35 mm]
Repeated Minimum Bend Radius	1 in [25.4 mm]
Bending Moment	0.1 lbs-ft [0.14 N-m]
Flat Plate Crush	10 lbs/in [0.18 Kg/mm]
Tensile Strength	15 lbs [6.8 Kg]

**Connectors**

Description	Connector 1	Connector 2
Type	BMA Plug	BMA Plug
Mount Method	Bulkhead	Bulkhead
Impedance	50 Ohms	50 Ohms
Connection Method	Slide-On	Slide-On
Contact Material & Plating	Beryllium Copper, Gold	Beryllium Copper, Gold
Contact Plating Spec.	51.18µ in. minimum	51.18µ in. minimum
Dielectric Type	PTFE	PTFE
Outer Cond Material & Plating	Passivated Stainless Steel	Passivated Stainless Steel
Body Material & Plating	Passivated Stainless Steel	Passivated Stainless Steel
Hex Size	8 mm	8 mm

Mechanical Specification Notes:

\*All cable assemblies have a length tolerance of 1.5% or ± 3/8", whichever is greater.

**Environmental Specifications**

**Temperature**


Operating Range -40 to +85 deg C

**Compliance Certifications** (see [product page](#) for current document)

**Plotted and Other Data**

Notes:

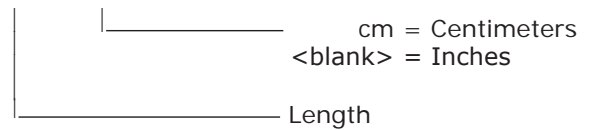
**Typical Performance Data**



**How to Order**

Part Number Configuration:

**FMCA1634 - xx uu**



Example: FMCA1634-12 = 12 inches long cable  
 FMCA1634-100cm = 100 cm long cable

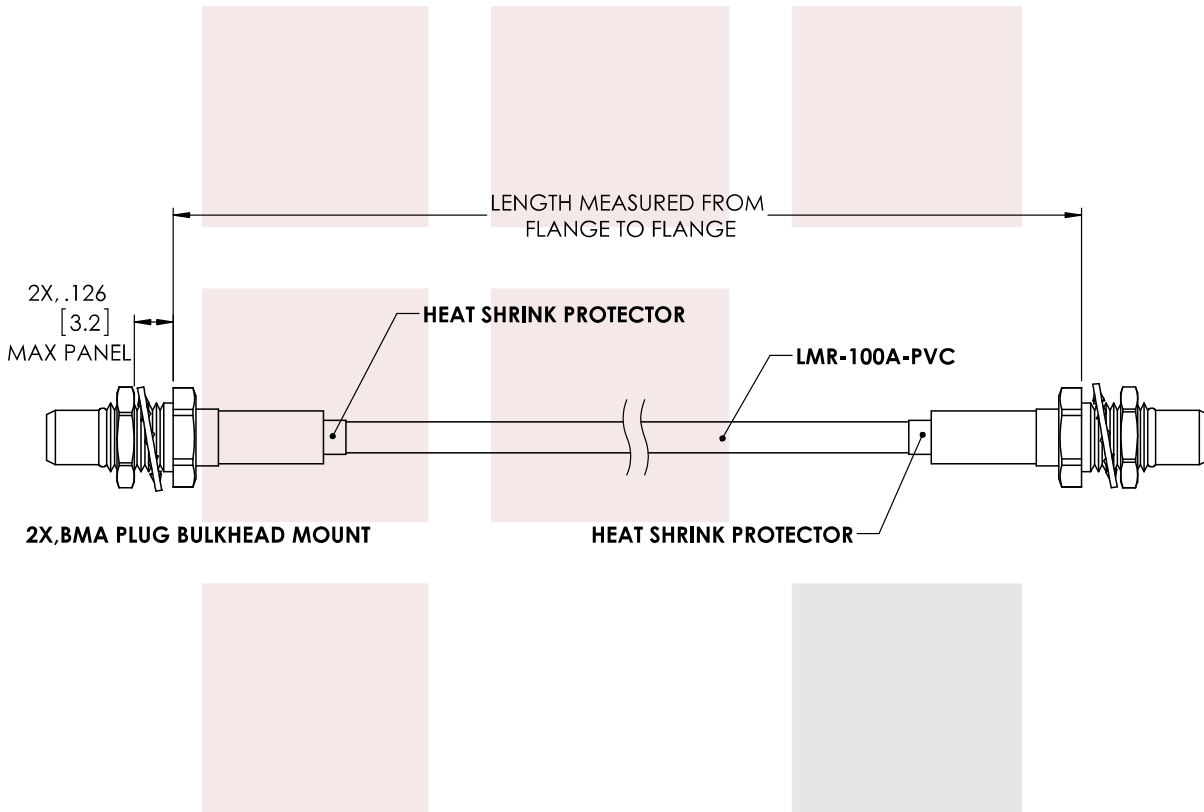
Slide-On BMA Plug Bulkhead to Slide-On BMA Plug Bulkhead Cable LMR-100 Coax in 12 Inch from Fairview Microwave has same day shipment for domestic and International orders. Our RF, microwave and fiber optic products maintain a 99% availability and are part of the broadest selection in the industry.

Click the following link to obtain additional part information: [Slide-On BMA Plug Bulkhead to Slide-On BMA Plug Bulkhead Cable LMR-100 Coax in 12 Inch FMCA1634-12](#)

URL: <https://www.fairviewmicrowave.com/bma-plug-bma-plug-cable-lmr100-coax-fmca1634-12-p.aspx>

The information contained in this document is accurate to the best of our knowledge and representative of the part described herein. It may be necessary to make modifications to the part and/or the documentation of the part, in order to implement improvements. Fairview Microwave reserves the right to make such changes as required. Unless otherwise stated, all specifications are nominal. Fairview Microwave does not make any representation or warranty regarding the suitability of the part described herein for any particular purpose, and Fairview Microwave does not assume any liability arising out of the use of any part or documentation.





**STANDARD TOLERANCES**

.X ±0.2  
 .XX ±0.01  
 .XXX ±0.005

\*STANDARD TOLERANCES APPLY ONLY TO DIMENSIONS IN INCHES

**FAIRVIEW MICROWAVE INC.**

ALLEN, TX 75013 WWW.FAIRVIEWMICROWAVE.COM

NOTES:  
 1. UNLESS OTHERWISE SPECIFIED ALL DIMENSIONS ARE NOMINAL.  
 2. ALL SPECIFICATIONS ARE SUBJECT TO CHANGE WITHOUT NOTICE AT ANY TIME.  
 3. DIMENSIONS ARE IN INCHES [mm].

TITLE  
 Slide-On BMA Plug Bulkhead to Slide-On BMA Plug Bulkhead Cable LMR-100 Coax in 12 Inch

DWG NO FMCA1634	CAGE CODE 3FKR5
--------------------	--------------------

CAD FILE 12/26/17	SHEET	SCALE N/A	SIZE A	CN2245
-------------------	-------	-----------	--------	--------