

## Snap-On BMA Jack to N Male Cable RG-316 Coax in 36 Inch

The BMA jack snap-on to type N male 36 inch cable using RG-316 coax, part number FMCA1658-36, from Fairview Microwave is in-stock and ships same day. This Fairview BMA to type N cable assembly has a jack to male gender configuration with 50 ohm flexible RG316 coax. Fairview Microwave's flexible RF cable assemblies are ideal for applications where tight bends and continual flexure are required. The FMCA1658-36 BMA jack to type N male cable assembly operates to 3 GHz.

Custom versions of most RF cable assemblies can be built and shipped same day. Custom cable assembly lengths can be obtained by specifying the desired length on the web site at time of order or by contacting a sales representative. Other RF cable assembly value added services including connector orientation or clocking, heat shrink booting and labeling are also available. RF testing can also be performed to document the electrical performance of your cable assembly.

### Electrical Specifications

Description	Min	Typ	Max	Units
Frequency Range	DC		3	GHz
VSWR			1.4:1	
Return Loss			15.56	dB
Velocity of Propagation		69		%
Operating Voltage (AC)			250	Vrms
Jacket Spark			2,000	Vrms

### Performance by Frequency

Description	F1	F2	F3	F4	F5	Units
Frequency	0.1	0.25	0.5	1	3	GHz
Insertion Loss (Typ.)	0.53	0.65	1.01	1.34	1.94	dB

### Mechanical Specifications

#### Cable Assembly

Length\* 36 in [914.4 mm]  
 Diameter 0.8 in [20.32 mm]

#### Cable

Cable Type RG316  
 Impedance 50 Ohms  
 Inner Conductor Type Stranded  
 Inner Conductor Material and Plating Copper Clad Steel, Silver  
 Dielectric Type PTFE  
 Number of Shields 1  
 Shield Layer 1 Silver Plated Copper Braid  
 Jacket Material FEP, Tan  
 Jacket Diameter 0.098 in [2.49 mm]



### Configuration:

- Snap-On BMA Jack
- N Male
- RG316

### Features:

- Max Frequency 3 GHz
- 69% Phase Velocity
- FEP Jacket

### Applications:

- General Purpose
- Laboratory Use
- Rack and Panel
- BMA Cable RF Backplanes
- Phased Array Interconnects
- High Speed Switching Networks
- Blind Mate BMA Test

Fairview Microwave  
 301 Leora Ln., Suite 100  
 Lewisville, TX 75056  
 Tel: 1-800-715-4396 / (972) 649-6678  
 Fax: (972) 649-6689  
[www.fairviewmicrowave.com](http://www.fairviewmicrowave.com)  
[sales@fairviewmicrowave.com](mailto:sales@fairviewmicrowave.com)

**Connectors**

Description	Connector 1	Connector 2
Type	BMA Jack	N Male
Specification		MIL-STD-348A
Impedance	50 Ohms	50 Ohms
Connection Method	Snap-On	
Contact Material & Plating	Beryllium Copper, Gold	Brass, Gold
Contact Plating Spec.	51.18µ in. minimum	30 µin minimum
Dielectric Type	PTFE	PTFE
Outer Cond Material & Plating	Beryllium Copper, Gold	
Body Material & Plating	Passivated Stainless Steel	Brass, Nickel
Body Plating Spec.		100 µin minimum
Coupling Nut Material & Plating		Brass, Nickel
Coupling Nut Plating Spec.		100 µin minimum

Mechanical Specification Notes:

\*All cable assemblies have a length tolerance of 1.5% or ± 3/8", whichever is greater.

**Environmental Specifications**

**Temperature**

Operating Range

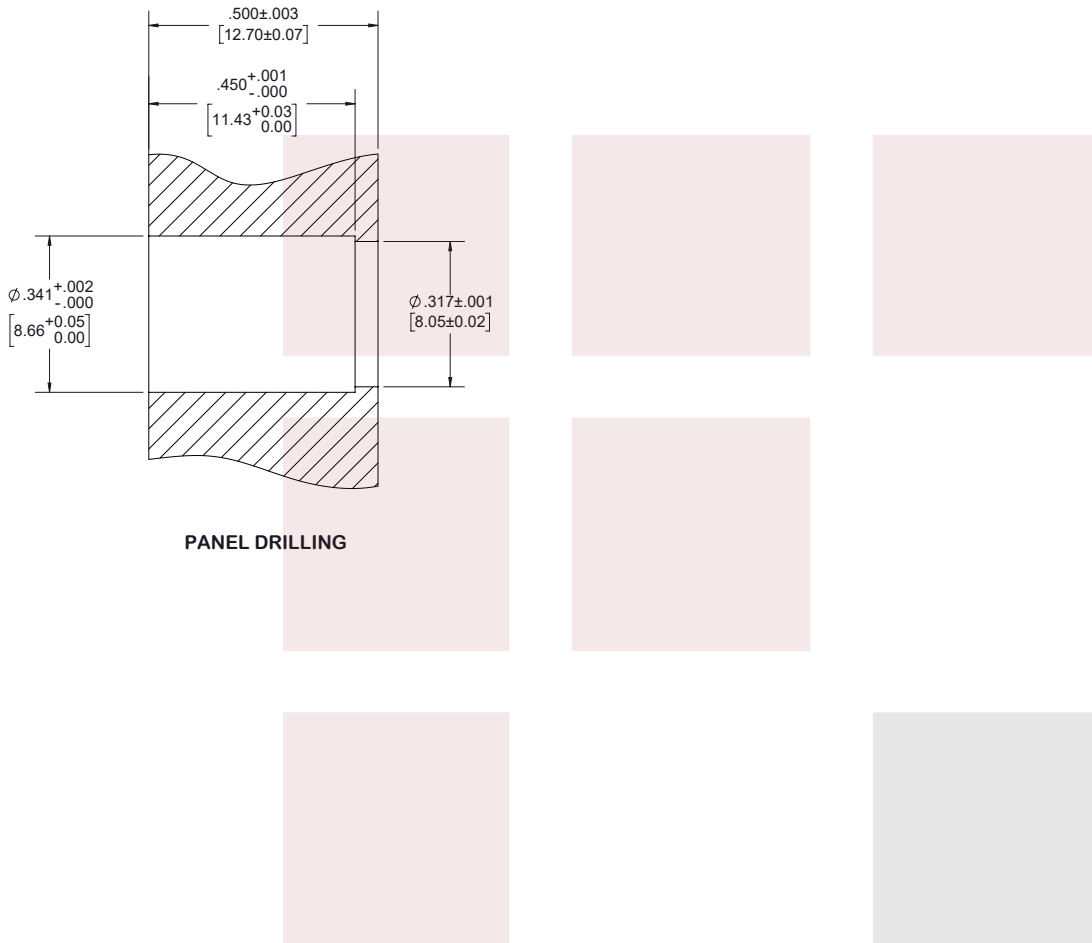
-55 to +165 deg C

**Compliance Certifications** (see [product page](#) for current document)

**Plotted and Other Data**

Notes:

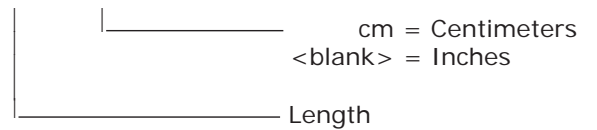
**Typical Performance Data**



**How to Order**

Part Number Configuration:

**FMCA1658 - xx uu**



Example: FMCA1658-12 = 12 inches long cable  
 FMCA1658-100cm = 100 cm long cable

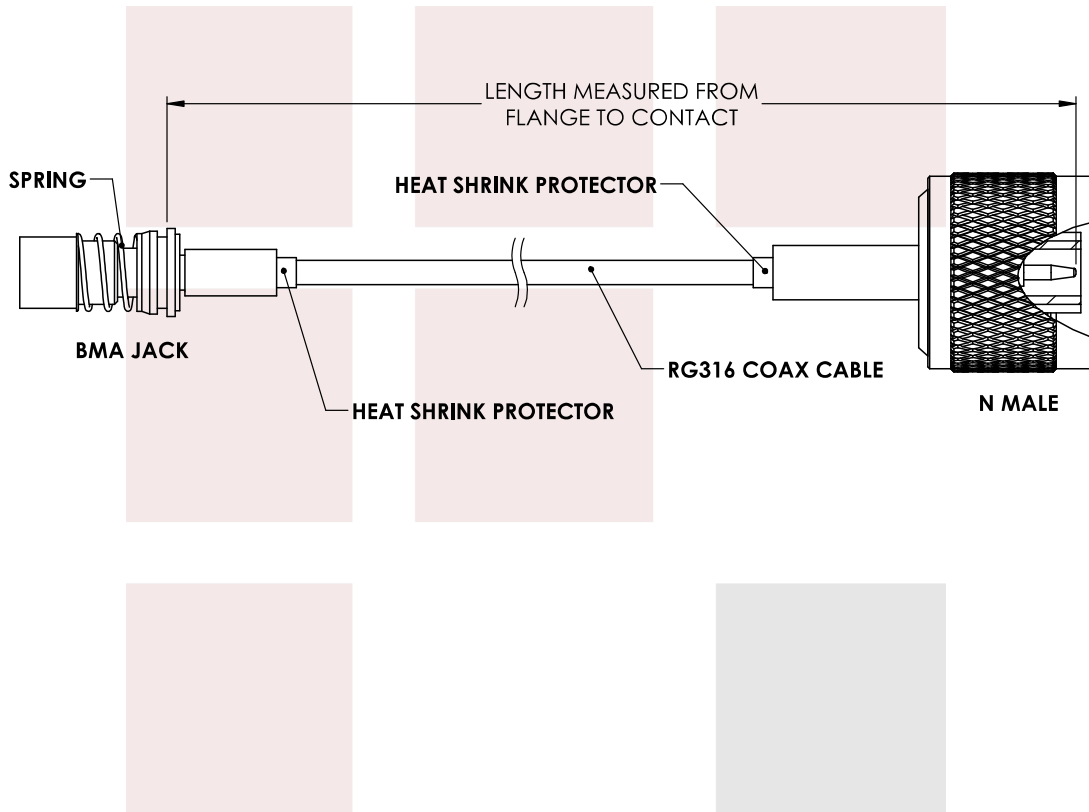
Snap-On BMA Jack to N Male Cable RG-316 Coax in 36 Inch from Fairview Microwave has same day shipment for domestic and International orders. Our RF, microwave and fiber optic products maintain a 99% availability and are part of the broadest selection in the industry.

Click the following link to obtain additional part information: [Snap-On BMA Jack to N Male Cable RG-316 Coax in 36 Inch FMCA1658-36](#)

URL: <https://www.fairviewmicrowave.com/bma-jack-n-male-cable-rg316-coax-fmca1658-36-p.aspx>

The information contained in this document is accurate to the best of our knowledge and representative of the part described herein. It may be necessary to make modifications to the part and/or the documentation of the part, in order to implement improvements. Fairview Microwave reserves the right to make such changes as required. Unless otherwise stated, all specifications are nominal. Fairview Microwave does not make any representation or warranty regarding the suitability of the part described herein for any particular purpose, and Fairview Microwave does not assume any liability arising out of the use of any part or documentation.





STANDARD TOLERANCES	
.X	±0.2
.XX	±0.01
.XXX	±0.005

\*STANDARD TOLERANCES APPLY ONLY TO DIMENSIONS IN INCHES

<b>FAIRVIEW MICROWAVE INC.</b>		NOTES:	
ALLEN, TX 75013 WWW.FAIRVIEWMICROWAVE.COM		1. UNLESS OTHERWISE SPECIFIED ALL DIMENSIONS ARE NOMINAL.	
		2. ALL SPECIFICATIONS ARE SUBJECT TO CHANGE WITHOUT NOTICE AT ANY TIME.	
		3. DIMENSIONS ARE IN INCHES [mm].	
TITLE	DWG NO	CAGE CODE	
Snap-On BMA Jack to N Male Cable RG-316 Coax in 36 Inch	FMCA1658	3FKR5	
	CAD FILE 12/29/17	SHEET	SCALE N/A SIZE A CN2245