

Low Loss N Female Bulkhead to RA TNC Male Cable LL160 Coax in 200 CM

The N Female Bulkhead to RA TNC Male low loss cable using LL160 coax, part number FMCA1711-200CM, from Fairview Microwave is in-stock and ships same day. This N to TNC low loss cable assembly features a 82.5% velocity dielectric manufactured from expanded PTFE tape. This microporous dielectric contributes to the low loss and phase stability of the cables. Our triple shielded coaxial cable construction of Fairview's low loss LL160 provides shielding levels as high as 95 dB. The precision connections are constructed with stainless steel bodies and high temperature insulators, supporting a wide range of temperature from -55 to +165 degrees C. This solid combination of connectors and low loss coax are further enhanced with the addition of heavy-duty heat shrink for improved strain relief for this superior quality RF cable assembly.

Fairview's N Female Bulkhead to RA TNC Male low loss cable FMCA1711-200CM datasheet, specifications and outline drawing are shown in this PDF below. Our extensive offering of RF, microwave and high speed digital connections allows designers to configure and customize their signals however they like. From reducing losses or improving phase stability, Fairview microwave has the right low loss cable solutions to meet your needs.

Electrical Specifications

| Description | Min | Typ | Max | Units |
|-------------------------|-----|------------|--------|--------------|
| Frequency Range | DC | | 18 | GHz |
| VSWR | | | 1.35:1 | |
| Velocity of Propagation | | 82.5 | | % |
| RF Shielding | -90 | | | dB |
| Capacitance | | 25 [82.02] | | pF/ft [pF/m] |

Performance by Frequency

| Description | F1 | F2 | F3 | F4 | F5 | Units |
|-----------------------|-----|------|------|------|------|-------|
| Frequency | 1 | 2 | 4.5 | 9 | 18 | GHz |
| Insertion Loss (Typ.) | 0.8 | 1.14 | 1.73 | 2.49 | 3.61 | dB |

Electrical Specification Notes:

The Insertion Loss data above is based on the performance specifications of the coax cable used in this assembly. The Insertion Loss includes an estimated insertion loss of $0.04 \cdot \sqrt{F(\text{GHz})}$ dB maximum for the straight connector and $0.10 \cdot \sqrt{F(\text{GHz})}$ dB maximum for the right angle connector.

Mechanical Specifications

Cable Assembly

Length* 78.74 in [200 cm]

Cable

Cable Type LL160
 Impedance 50 Ohms
 Inner Conductor Type Solid
 Inner Conductor Material and Plating Copper, Silver
 Dielectric Type PTFE



Configuration:

- N Female Bulkhead
- TNC Male Right Angle
- LL160

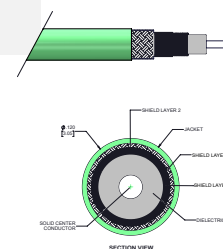
Features:

- Max Frequency 18 GHz
- Shielding Effectivity > -90 dB
- 82.5% Phase Velocity
- Triple Shielded
- FEP Jacket
- Low VSWR of 1.35:1 to 18 GHz
- -55 to +150 Temperature Range
- Expanded PTFE Tape Dielectric
- Same Day Shipment of Custom Lengths

Applications:

- General Purpose
- Laboratory Use
- Automated Test Systems
- Military Electronics
- Phased Array Antennas
- RF Countermeasures

Cable Diagram:



Fairview Microwave
 301 Leora Ln., Suite 100
 Lewisville, TX 75056
 Tel: 1-800-715-4396 / (972) 649-6678
 Fax: (972) 649-6689
www.fairviewmicrowave.com
sales@fairviewmicrowave.com

| | |
|------------------------------|----------------------|
| Number of Shields | 3 |
| Shield Layer 1 | Silver Plated Copper |
| Shield Layer 2 | Aluminum Polyester |
| Shield Layer 3 | Silver Plated Copper |
| Jacket Material | FEP |
| Jacket Diameter | 0.16 in [4.06 mm] |
| Repeated Minimum Bend Radius | 0.8 in [20.32 mm] |

Connectors

| Description | Connector 1 | Connector 2 |
|---------------------------------|----------------------------|----------------------------|
| Type | N Female | TNC Male |
| Mount Method | Bulkhead | |
| Impedance | 50 Ohms | 50 Ohms |
| Contact Material & Plating | Beryllium Copper, Gold | Beryllium Copper, Gold |
| Contact Plating Spec. | ASTM-B488 | ASTM-B488 |
| Dielectric Type | PTFE | PTFE |
| Outer Cond Material & Plating | Passivated Stainless Steel | |
| Body Material & Plating | Passivated Stainless Steel | Passivated Stainless Steel |
| Coupling Nut Material & Plating | | Passivated Stainless Steel |

Environmental Specifications
Temperature

Operating Range -55 to +165 deg C

Compliance Certifications (see [product page](#) for current document)

Plotted and Other Data

Notes:

How to Order

Part Number Configuration:

FMCA1711 - xx uu

cm = Centimeters
<blank> = Inches
Length


Example: FMCA1711-12 = 12 inches long cable
FMCA1711-100cm = 100 cm long cable

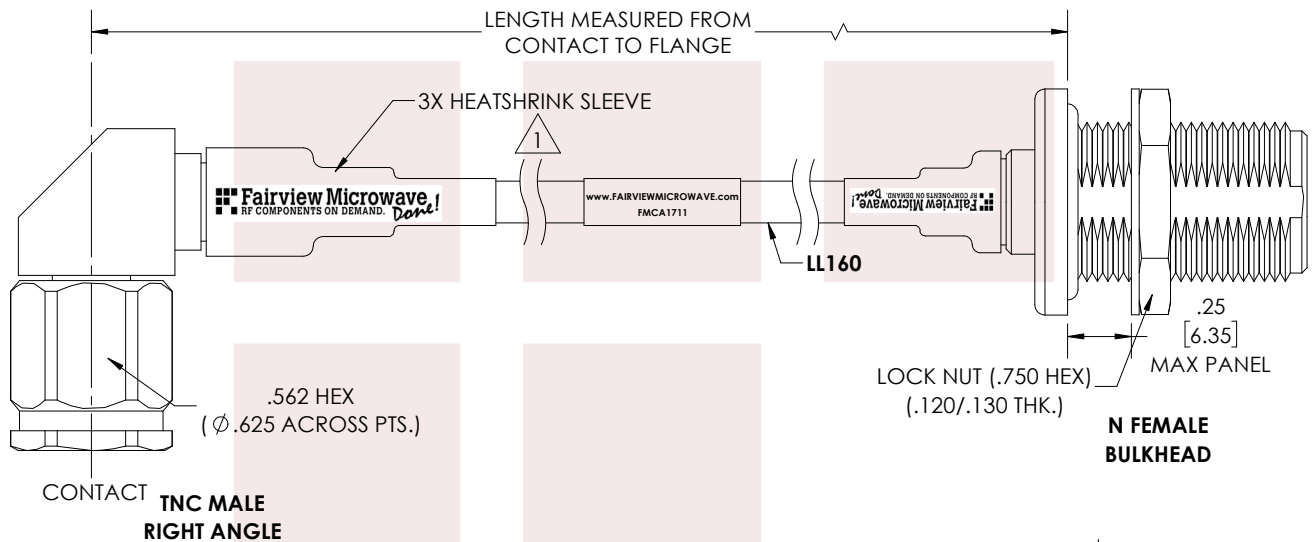
Low Loss N Female Bulkhead to RA TNC Male Cable LL160 Coax in 200 CM from Fairview Microwave has same day shipment for domestic and International orders. Our RF, microwave and millimeter wave products maintain a 99% availability and are part of the broadest selection in the industry.

Click the following link to obtain additional part information: [Low Loss N Female Bulkhead to RA TNC Male Cable LL160 Coax in 200 CM FMCA1711-200CM](#)

URL: <https://www.fairviewmicrowave.com/low-loss-n-female-ra-tnc-male-cable-ll160-coax-fmca1711-200cm-p.aspx>

The information contained in this document is accurate to the best of our knowledge and representative of the part described herein. It may be necessary to make modifications to the part and/or the documentation of the part, in order to implement improvements. Fairview Microwave reserves the right to make such changes as required. Unless otherwise stated, all specifications are nominal. Fairview Microwave does not make any representation or warranty regarding the suitability of the part described herein for any particular purpose, and Fairview Microwave does not assume any liability arising out of the use of any part or documentation.





NOTES:

1. BLACK HEAT SHRINK WITH WHITE MARKINGS 3 PLACES.

STANDARD TOLERANCES

.X ± 0.2
.XX ± 0.01
.XXX ± 0.005

*STANDARD TOLERANCES APPLY ONLY TO DIMENSIONS IN INCHES

| | | | |
|--|-------|---|--------------------|
| FAIRVIEW MICROWAVE INC. | | NOTES: 1. UNLESS OTHERWISE SPECIFIED ALL DIMENSIONS ARE NOMINAL. 2. ALL SPECIFICATIONS ARE SUBJECT TO CHANGE WITHOUT NOTICE AT ANY TIME. 3. DIMENSIONS ARE IN INCHES [mm]. | |
| ALLEN, TX 75013 WWW.FAIRVIEWMICROWAVE.COM | | | |
| TITLE Low Loss N Female Bulkhead to RA TNC Male Cable LL160 Coax in 200 CM | | DWG NO FMCA1711 | CAGE CODE 3FKR5 |
| CAD FILE 07/19/18 | SHEET | SCALE N/A | SIZE A CN2379 |