

RA SMA Male to N Female Bulkhead Cable FM-SR086TB Coax in 18 Inch

The RA SMA male to type N female bulkhead 18 inch cable using FM-SR086TB coax, part number FMCA2130-18, from Fairview Microwave is in-stock and ships same day. This Fairview SMA to type N cable assembly has a male to female gender configuration with 50 ohm formable FM-SR086TB coax. Fairview Microwave's formable RF cable assemblies provide an alternative to costly pre-formed semi-rigid assemblies since they are hand formable. The FMCA2130-18 SMA male to type N female cable assembly operates to 10 GHz. The right angle SMA interface on the FM-SR086TB cable allows for easier connections in tight spaces. Our RF cable assembly with type N bulkhead interface allows designers to create external connections on their product enclosures, and can be used in a variety of other rack mount and panel mount applications.

Custom versions of most RF cable assemblies can be built and shipped same day. Custom cable assembly lengths can be obtained by specifying the desired length on the web site at time of order or by contacting a sales representative. Other RF cable assembly value added services including connector orientation or clocking, heat shrink booting and labeling are also available. RF testing can also be performed to document the electrical performance of your cable assembly.

Electrical Specifications

Description	Min	Typ	Max	Units
Frequency Range	DC		10	GHz
VSWR			1.4:1	
Velocity of Propagation		69.5		%
Capacitance		29 [95.14]		pF/ft [pF/m]
DC Resistance Inner Conductor		65.7 [215.55]		$\Omega/1000\text{ft}$ [Ω/Km]
DC Resistance Outer Conductor		10.2 [33.46]		$\Omega/1000\text{ft}$ [Ω/Km]

Performance by Frequency

Description	F1	F2	F3	F4	F5	Units
Frequency	0.5	1	2.5	5	10	GHz
Insertion Loss (Typ.)	0.525	0.637	0.819	1.123	1.518	dB

Electrical Specification Notes:

The Insertion Loss includes an estimated insertion loss of 0.1 dB for the straight connector and 0.2 dB for the right angle connector.

Mechanical Specifications

Cable Assembly

Length* 18 in [457.2 mm]
 Diameter 0.866 in [22 mm]

Cable

Cable Type FM-SR086TB
 Impedance 50 Ohms
 Inner Conductor Type Solid
 Inner Conductor Material and Plating Copper Clad Steel, Silver
 Dielectric Type PTFE



Configuration:

- SMA Male Right Angle
- N Female Bulkhead
- FM-SR086TB

Features:

- Max Frequency 10 GHz
- 69.5% Phase Velocity
- Dimensionally and electrically the same as standard, solid outer conductor semi-rigid coax
- Cable may be formed by hand and does not require special tools to bend
- May be formed more than once without damaging the outer conductor
- High RF Shielding > 100 dB
- 100% Hi-pot and continuity tested
- 100% VSWR tested to max frequency of assembly
- Standard and custom lengths ship the same day

Applications:

- General Purpose
- Laboratory Use

Fairview Microwave
 301 Leora Ln., Suite 100
 Lewisville, TX 75056
 Tel: 1-800-715-4396 / (972) 649-6678
 Fax: (972) 649-6689
www.fairviewmicrowave.com
sales@fairviewmicrowave.com

Outer Conductor Material and Plating Tinned Copper Composite Braid
Outer Conductor Diameter 0.086 in [2.18 mm]

Repeated Minimum Bend Radius 0.78 in [19.81 mm]

Connectors

Description	Connector 1	Connector 2
Type	SMA Male	N Female
Mount Method		Bulkhead
Impedance	50 Ohms	50 Ohms
Contact Material & Plating	Brass, Gold over Nickel	Phosphor Bronze, Gold over Nickel
Contact Plating Spec.	0.2 µin minimum	
Dielectric Type	PTFE	PTFE
Body Material & Plating	Brass, Gold over Nickel	Brass, Nickel
Body Plating Spec.	0.1 µin minimum	
Coupling Nut Material & Plating	Passivated Stainless Steel	
Hex Size	5/16 inch	
Torque	8 in-lbs 0.9 Nm	

Mechanical Specification Notes:

*All cable assemblies have a length tolerance of 1.5% or ± 3/8", whichever is greater.

Compliance Certifications (see [product page](#) for current document)

Plotted and Other Data

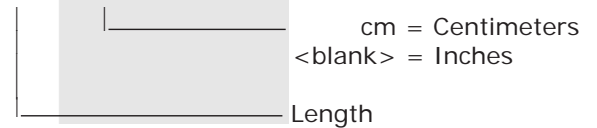
Notes:

- Values at 25°C, sea level.

How to Order

Part Number Configuration:

FMCA2130 - xx uu




Example: FMCA2130-12 = 12 inches long cable
FMCA2130-100cm = 100 cm long cable

RA SMA Male to N Female Bulkhead Cable FM-SR086TB Coax in 18 Inch from Fairview Microwave has same day shipment for domestic and International orders. Our RF, microwave and fiber optic products maintain a 99% availability and are part of the broadest selection in the industry.

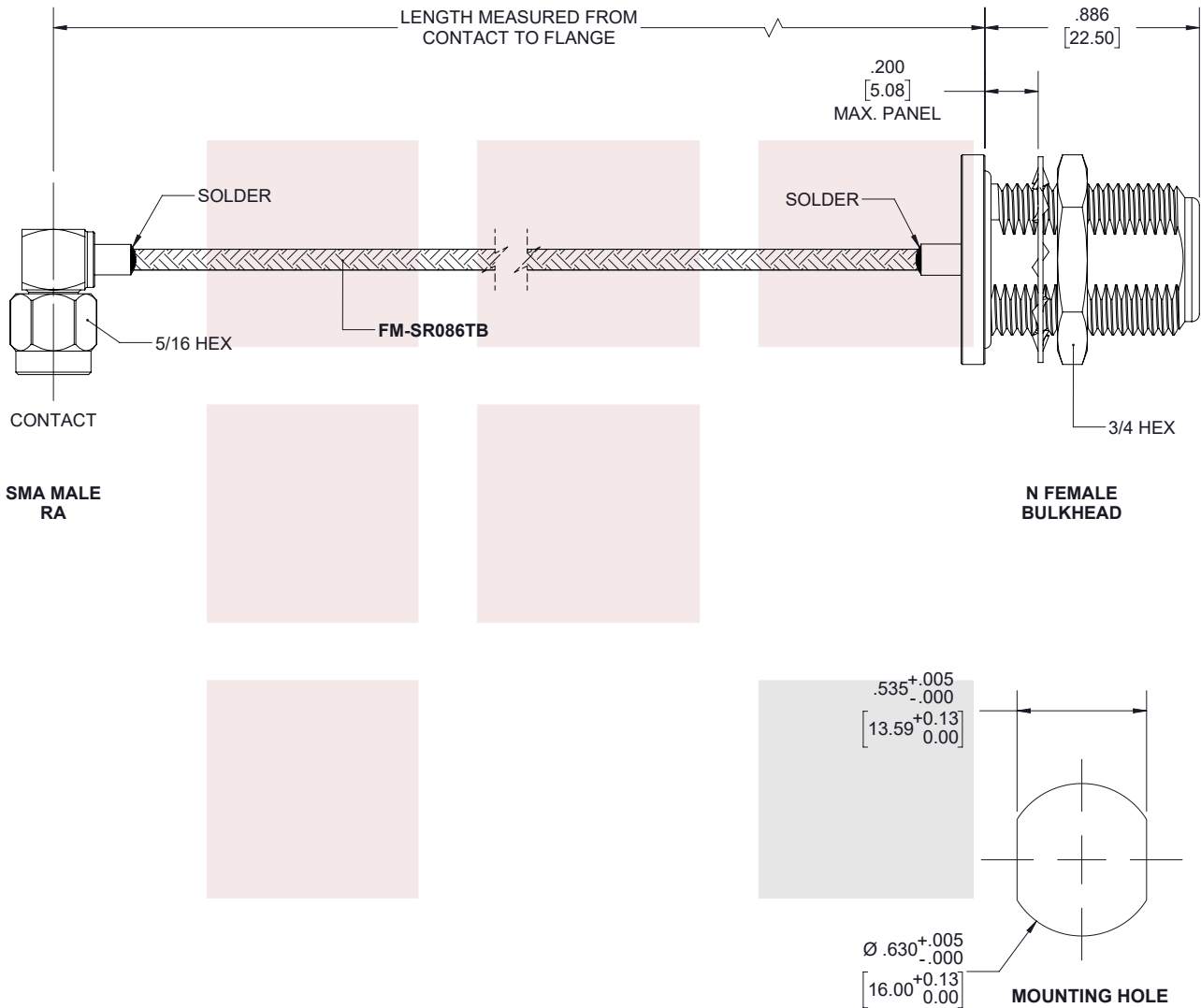
Click the following link to obtain additional part information: [RA SMA Male to N Female Bulkhead Cable FM-SR086TB Coax in 18 Inch FMCA2130-18](#)

URL: <https://www.fairviewmicrowave.com/ra-sma-male-n-female-cable-fm-sr086tb-coax-fmca2130-18-p.aspx>

The information contained in this document is accurate to the best of our knowledge and representative of the part described herein. It may be necessary to make modifications to the part and/or the documentation of the part, in order to implement improvements. Fairview Microwave reserves the right to make such changes as required. Unless otherwise stated, all specifications are nominal. Fairview Microwave does not make any representation or warranty regarding the suitability of the part described herein for any particular purpose, and Fairview Microwave does not assume any liability arising out of the use of any part or documentation.



REVISIONS			
REV.	DESCRIPTION	DATE	APPROVED
A	INITIAL RELEASE	11/26/19	S.ELLIS



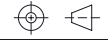
THESE COMMODITIES, TECHNOLOGY OR SOFTWARE WERE EXPORTED FROM THE UNITED STATES IN ACCORDANCE WITH THE EXPORT ADMINISTRATION REGULATIONS. DIVERSION CONTRARY TO U.S. LAW PROHIBITED.

TITLE
RA SMA Male to N Female Bulkhead Cable FM-SR086TB Coax in 18 Inch

UNLESS OTHERWISE SPECIFIED LEADING DIMENSIONS ARE INCHES
DIMENSIONS IN [] ARE MILLIMETERS

TOLERANCES:		CABLE LENGTH (L) TOLERANCES:	
.X = ±.2 [5.08]	FRACTIONS ± 1/32	L ≤ 12 [305] = +1 [25] / -0	
.XX = ±.02 [.51]		12 [305] < L ≤ 60 [1524] = +2 [51] / -0	
.XXX = ±.005 [.13]	ANGLES ± 1°	60 [1524] < L ≤ 120 [3048] = +4 [102] / -0	
		120 [3048] < L ≤ 300 [7620] = +6 [152] / -0	
		300 [7620] < L = +5%L / -0	

THIRD-ANGLE PROJECTION



THE INFORMATION AND DESIGN IN THIS DOCUMENT IS THE PROPERTY OF FAIRVIEW MICROWAVE CORPORATION. ALL RIGHTS RESERVED.

SHEET 1 OF 1

ALL DIMENSIONS SHOWN ARE FOR REFERENCE ONLY.

SCALE N/A

SIZE A	CAGE CODE 3FKR5	DRAWN BY K.DANG	PART NUMBER FMCA2130	REV A
-----------	--------------------	--------------------	-------------------------	----------

T-Rev.D