

**BNC Female to BNC Female Cable Tinned Aluminum  
RG402 Type .141 Coax in 50 CM**

The BNC female to BNC female cable using Tinned Aluminum RG402 type .141 coax, part number FMCA2851-50CM, from Fairview Microwave is in-stock and ships same day. This Fairview BNC to BNC cable assembly has a female to female gender configuration with 50 ohm semi-rigid FM-SR141ALTN-STR coax. Fairview Microwave's semi-rigid RF cable assemblies are ideal for high performance applications and can be formed, using proper tooling, to the routing pattern required.

Custom versions of most RF cable assemblies can be built and shipped same day. Custom cable assembly lengths can be obtained by specifying the desired length on the web site at time of order or by contacting a sales representative. Other RF cable assembly value added services including connector orientation or clocking, heat shrink booting and labeling are also available. RF testing can also be performed to document the electrical performance of your cable assembly.

**Electrical Specifications**

Description	Min	Typ	Max	Units
Velocity of Propagation		69.5		%

**Mechanical Specifications**
**Cable Assembly**

Length*	19.68 in [499.87 mm]
Weight	0.082 lbs [37.19 g]

**Cable**

Cable Type	FM-SR141ALTN-STR
Impedance	50 Ohms
Inner Conductor Type	Solid
Inner Conductor Material and Plating	Copper Clad Steel, Silver
Dielectric Type	PTFE
Number of Shields	1
Outer Conductor Material and Plating	Tinned Aluminum

Repeated Minimum Bend Radius	0.15 in [3.81 mm]
------------------------------	-------------------

**Connectors**

Description	Connector 1	Connector 2
Type	BNC Female	BNC Female
Impedance	50 Ohms	50 Ohms
Body Material & Plating	Brass, Nickel	Brass, Nickel

**Compliance Certifications** (see [product page](#) for current document)

**Plotted and Other Data**

Notes:


**Configuration:**

- BNC Female
- BNC Female
- FM-SR141ALTN-STR

**Features:**

- 69.5% Phase Velocity

**Applications:**

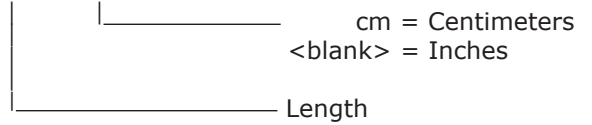
- General Purpose
- Laboratory Use

Fairview Microwave  
301 Leora Ln., Suite 100  
Lewisville, TX 75056  
Tel: 1-800-715-4396 / (972) 649-6678  
Fax: (972) 649-6689  
[www.fairviewmicrowave.com](http://www.fairviewmicrowave.com)  
[sales@fairviewmicrowave.com](mailto:sales@fairviewmicrowave.com)

**How to Order**

Part Number Configuration:

**FMCA2851 - xx uu**



Example: FMCA2851-12 = 12 inches long cable  
FMCA2851-100cm = 100 cm long cable

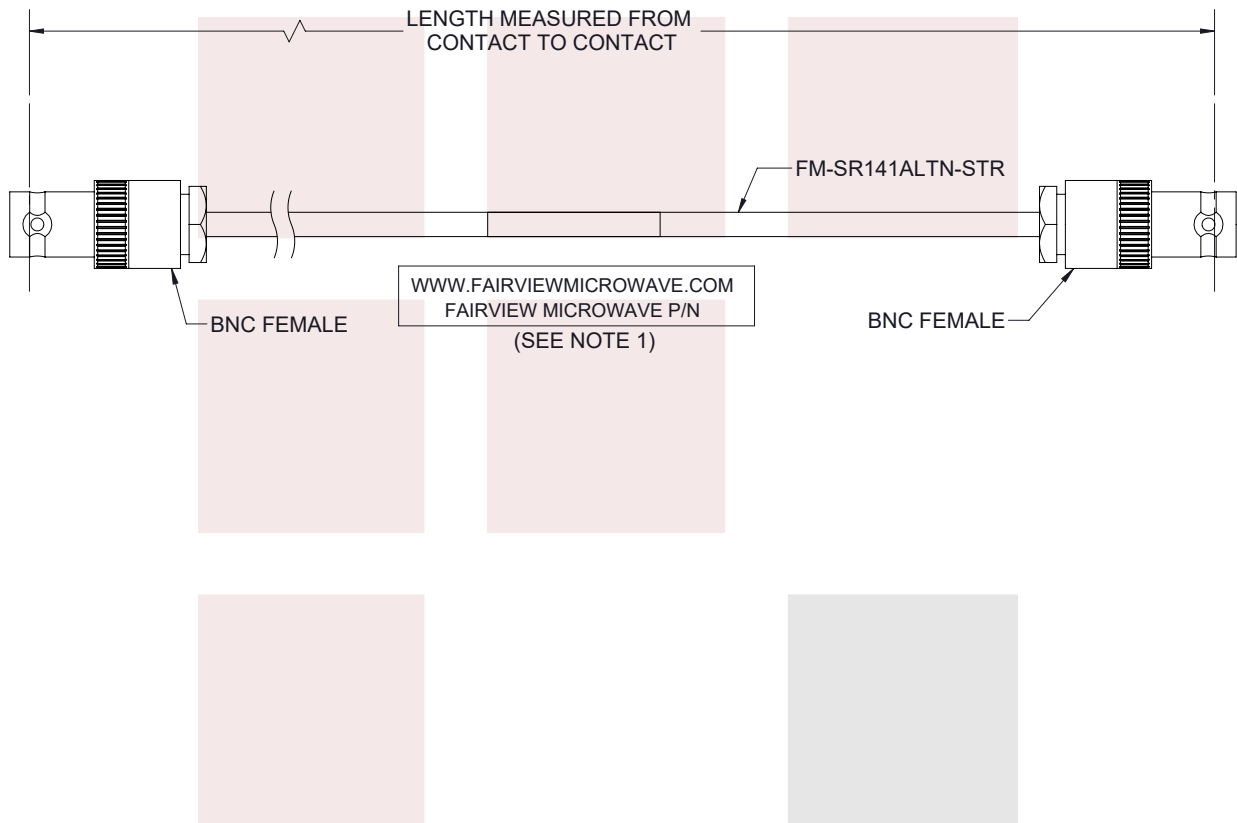
BNC Female to BNC Female Cable Tinned Aluminum RG402 Type .141 Coax in 50 CM from Fairview Microwave has same day shipment for domestic and International orders. Our RF, microwave and millimeter wave products maintain a 99% availability and are part of the broadest selection in the industry.

Click the following link to obtain additional part information: [BNC Female to BNC Female Cable Tinned Aluminum RG402 Type .141 Coax in 50 CM FMCA2851-50CM](#)

URL: <https://www.fairviewmicrowave.com/bnc-female-to-bnc-female-cable-tinned-aluminum-rg402-type-.141-coax-fmca2851-50cm-p.aspx>

The information contained in this document is accurate to the best of our knowledge and representative of the part described herein. It may be necessary to make modifications to the part and/or the documentation of the part, in order to implement improvements. Fairview Microwave reserves the right to make such changes as required. Unless otherwise stated, all specifications are nominal. Fairview Microwave does not make any representation or warranty regarding the suitability of the part described herein for any particular purpose, and Fairview Microwave does not assume any liability arising out of the use of any part or documentation.



REVISIONS			
REV.	DESCRIPTION	DATE	APPROVED
A	INITIAL RELEASE	07/02/2022	AGANWANI



**NOTES:**

1. CABLES 36" AND UNDER HAVE 1 LABEL CENTERED. CABLES OVER 36" HAVE 2 LABELS, ONE AT EACH END 6.0" FROM THE FRONT OF THE CONNECTOR.

THESE COMMODITIES, TECHNOLOGY OR SOFTWARE WERE EXPORTED FROM THE UNITED STATES IN ACCORDANCE WITH THE EXPORT ADMINISTRATION REGULATIONS. DIVERSION CONTRARY TO U.S. LAW PROHIBITED.

 <b>Fairview Microwave</b> an INFINIT <sup>®</sup> brand	UNLESS OTHERWISE SPECIFIED LEADING DIMENSIONS ARE INCHES DIMENSIONS IN [ ] ARE MILLIMETERS		THIRD-ANGLE PROJECTION 		
	TOLERANCES:		CABLE LENGTH (L) TOLERANCES:		
.X = ±.2 [ .51] FRACTIONS ± 1/32 .XX = ±.02 [ .51] ± 1/32 .XXX = ±.005 [ .13] ANGLES ± 1°		L ≤ 12 [305] = +1 [25] / -0 12 [305] < L ≤ 60 [1524] = +2 [51] / -0 60 [1524] < L ≤ 120 [3048] = +4 [102] / -0 120 [3048] < L ≤ 300 [7620] = +6 [152] / -0 300 [7620] < L = +5%L / -0		THE INFORMATION AND DESIGN IN THIS DOCUMENT IS THE PROPERTY OF FAIRVIEW MICROWAVE CORPORATION. ALL RIGHTS RESERVED. SHEET 1 OF 1	
ALL DIMENSIONS SHOWN ARE FOR REFERENCE ONLY.				SCALE N/A	
TITLE BNC Female to BNC Female Cable Tinned Aluminum RG402 Type .141 Coax in 50 CM	SIZE A	CAGE CODE 3FKR5	DRAWN BY PSRINIVAS	ITEM NO. FMCA2851	REV A

T-Rev.D