


## RA SSMA Male to RA SSMA Male Cable FM-P047 Coax



### FMCA9977

#### Configuration

- Connector 1: SSMA Male Right Angle
- Connector 2: SSMA Male Right Angle
- Cable Type: FM-P047
- Coax Flex Type: Flexible

#### Features

- Shielding Effectivity > 90 dB
- 70% Phase Velocity
- Double Shielded
- FEP Jacket

#### Applications

- General Purpose
- Laboratory Use

#### Description

The RA SSMA male to RA SSMA male cable using FM-P047 coax, part number FMCA9977, from Fairview Microwave is in-stock and ships same day. This Fairview SSMA to SSMA cable assembly has a male to male gender configuration with 50 ohm flexible FM-P047 coax. Fairview Microwave's flexible RF cable assemblies are ideal for applications where tight bends and continual flexure are required. The right angle SSMA interfaces on the FM-P047 cable allow for easier connections in tight spaces. The double shielding of this Fairview cable assembly provides excellent shielding effectiveness of better than 90 dB.

Custom versions of most RF cable assemblies can be built and shipped same day. Custom cable assembly lengths can be obtained by specifying the desired length on the web site at time of order or by contacting a sales representative. Other RF cable assembly value added services including connector orientation or clocking, heat shrink booting and labeling are also available. RF testing can also be performed to document the electrical performance of your cable assembly.

#### Electrical Specifications

Description	Minimum	Typical	Maximum	Units
Velocity of Propagation		70		%
RF Shielding	90			dB
Capacitance		29 [95.14]		pF/ft [pF/m]

#### Mechanical Specifications


##### Cable Assembly

Weight 0.018 lbs [8.16 g]

##### Cable

Cable Type FM-P047  
 Impedance 50 Ohms  
 Inner Conductor Type Solid  
 Inner Conductor Material and Plating Copper, Silver  
 Dielectric Type FEP

## RA SSMA Male to RA SSMA Male Cable FM-P047 Coax



### FMCA9977

Number of Shields	2
Shield Layer 1	Silver Plated Copper Tape
Shield Layer 2	Silver Plated Copper Braid
Jacket Material	FEP, Blue
Jacket Diameter	0.056 in [1.42 mm]
One Time Minimum Bend Radius	0.2 in [5.08 mm]
Repeated Minimum Bend Radius	0.4 in [10.16 mm]

### Connectors

Description	Connector 1	Connector 2
Type	SSMA Male Right Angle	SSMA Male Right Angle
Specification	MIL-C-39012	MIL-C-39012
Impedance	50 Ohms	50 Ohms
Configuration	Right Angle	Right Angle
Contact Material and Plating	Gold	Gold
Contact Plating Specification	MIL-G-45204	MIL-G-45204
Dielectric Type	Teflon	Teflon
Body Material and Plating	Brass, Gold	Brass, Gold
Body Plating Specification	MIL-G-45204	MIL-G-45204
Coupling Nut Material and Plating	Brass, Nickel	Brass, Nickel
Hex Size	1/4 in.	1/4 in.
Torque	3 in-lbs 0.34 Nm	3 in-lbs 0.34 Nm

### Environmental Specifications


Operating Range Temperature	-65 to +165 deg C
-----------------------------	-------------------

**Compliance Certifications** (see [product page](#) for current document)

### Plotted and Other Data

Notes:

## RA SSMA Male to RA SSMA Male Cable FM-P047 Coax

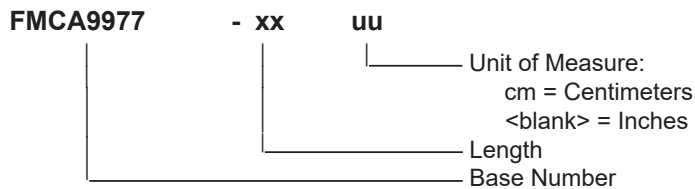


### FMCA9977

#### Typical Performance Data

#### How to Order

Part Number Configuration:



Example: FMCA9977-12 = 12 inches long cable  
FMCA9977-100cm = 100 cm long cable

RA SSMA Male to RA SSMA Male Cable FM-P047 Coax from Fairview Microwave is in-stock and available to ship same-day. All of our RF/microwave products are available off-the-shelf from our ISO 9001:2008 certified facilities in Lewisville, Texas. Fairview Microwave is RF on-demand.

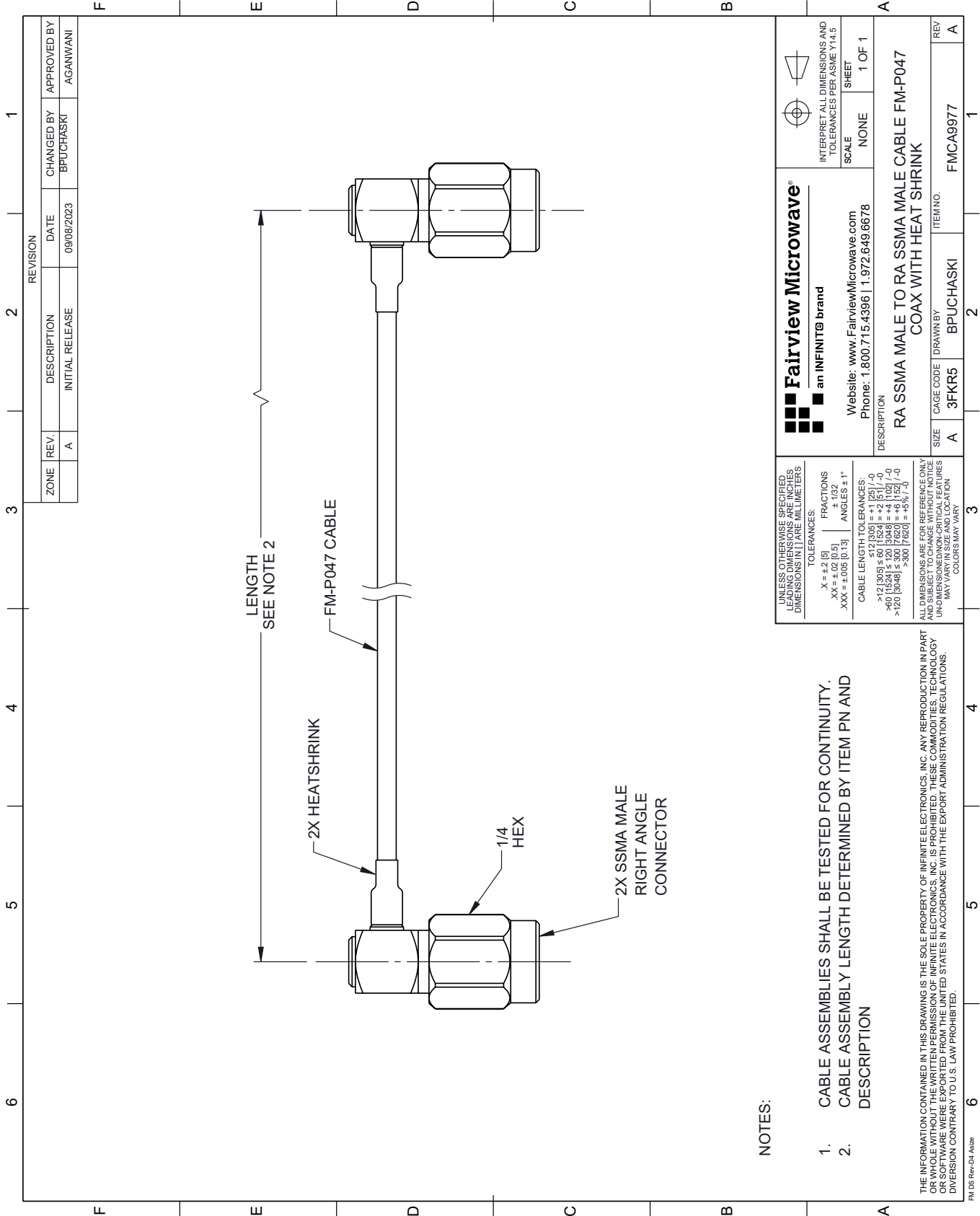
For additional information on this product, please click the following link: [RA SSMA Male to RA SSMA Male Cable FM-P047 Coax FMCA9977](#)

URL: <https://www.fairviewmicrowave.com/ra-ssma-male-to-ra-ssma-male-cable-fm-p047-coax-fmca9977-p.aspx>

The information contained within this document is accurate to the best of our knowledge and representative of the part described herein. It may be necessary to make modifications to the part and/or the documentation of the part in order to implement improvements. Fairview Microwave reserves the right to make such changes as required. Unless otherwise stated, all specifications are nominal. Fairview Microwave does not make any representation or warranty regarding the suitability of the part described herein for any particular purpose, and Fairview Microwave does not assume liability arising out of the use of any part or document.

# FMCA9977 CAD Drawing

RA SSMA Male to RA SSMA Male Cable FM-P047 Coax



REVISION		DATE	CHANGED BY	APPROVED BY
ZONE	REV.	DESCRIPTION	INITIAL RELEASE	
	A		09/08/2023	BPUCHASKI
				AGANWANI

**NOTES:**

- CABLE ASSEMBLIES SHALL BE TESTED FOR CONTINUITY.
- CABLE ASSEMBLY LENGTH DETERMINED BY ITEM PN AND DESCRIPTION

THE INFORMATION CONTAINED IN THIS DRAWING IS THE SOLE PROPERTY OF INFINITE ELECTRONICS, INC. ANY REPRODUCTION IN PART OR WHOLE WITHOUT THE WRITTEN PERMISSION OF INFINITE ELECTRONICS, INC. IS PROHIBITED. THESE COMMODITIES, TECHNOLOGY OR SOFTWARE WERE EXPORTED FROM THE UNITED STATES IN ACCORDANCE WITH THE EXPORT ADMINISTRATION REGULATIONS. DIVERSION CONTRARY TO U.S. LAW PROHIBITED.

UNLESS OTHERWISE SPECIFIED, LEADING DIMENSIONS ARE IN INCHES. DIMENSIONS IN [ ] ARE MILLIMETERS.

**TOLERANCES:**  
 .X = ±.2 [5]      FRACTIONS ± 1/32  
 .XX = ±.02 [0.5]      ± 1/32  
 .XXX = ±.005 [0.13]      ANGLES ± 1°

**CABLE LENGTH TOLERANCES:**  
 <math>+12 [305] \le 60 [1524] = +2 [51] / -0</math>  
 <math>+6 [1524] \le 120 [3048] = +4 [102] / -0</math>  
 <math>+30 [762] \le 300 [7620] = +5 [127] / -0</math>

ALL DIMENSIONS ARE FOR REFERENCE ONLY. UNDIMENSIONED NON-CRITICAL FEATURES MAY VARY IN SIZE AND LOCATION. COLORS MAY VARY.

<p>Fairview Microwave® an INFINIT® brand</p>		<p>INTERPRET ALL DIMENSIONS AND TOLERANCES PER ASME Y14.5</p>
Website: <a href="http://www.FairviewMicrowave.com">www.FairviewMicrowave.com</a> Phone: 1.800.715.4396   1.972.649.6678		SCALE: NONE SHEET: 1 OF 1
DESCRIPTION: RA SSMA MALE TO RA SSMA MALE CABLE FM-P047 COAX WITH HEAT SHRINK		
SIZE: A	CAGE CODE: 3FKR5	ITEM NO.: FMCA9977
DRAWN BY: BPUCHASKI		REV: A