

75 Ohm F Calibration Kit for General Purpose Includes Short Circuit, Open Circuit, Load and Thru Components Up to 3 GHz

The new FMCK1002 Calibration Kit from Fairview Microwave is designed to withstand daily use in high-traffic environments such as in the testing lab or on the production floor. This cost effective calibration kit provides reliable and accurate instrument tuning for all of your test and measurement requirements. Fairview Microwave carries a broad selection of off-the-shelf calibration kits and T&M components all of which ship the same day you order them.

Configuration

Connector F
 Impedance 75 Ohms
 Frequency Range DC to 3 GHz

FMCK1002 Standard Kit Specifications

Part Number	Frequency Range	Connector Type	Connector Gender	Type	Impedance
FMSC2004	DC - 3000 MHz	F Type	Female	Open	75 Ohm
FMSC2005	DC - 3000 MHz	F Type	Male	Open	75 Ohm
FMSC1004	DC - 3000 MHz	F Type	Female	Short	75 Ohm
FMSC1005	DC - 3000 MHz	F Type	Male	Short	75 Ohm
FMTR1004	DC - 3000 MHz	F Type	Female	Load	75 Ohm
FMTR1005	DC - 3000 MHz	F Type	Male	Load	75 Ohm
FMSC3005	DC - 3000 MHz	F Type	Female to Female	Thru	75 Ohm



Features:

- Functional from DC to 3 GHz
- Standard kit includes (7) F Type short-open-load-thru (SOLT) components
- Suitable for many 75 Ohm network analyzers including, but not limited to:
 - Agilent / HP (8711/8713/8714, 8753E-075, E5061A, E5062A, E 5061B)
 - Rohde & Schwarz (R&S ZVL3-75 [9KHz - 3GHz, Built-in 85039B Calibration Kit Option])
 - Tianda (TD3618C/E)
 - OuFu (OF7631B, OF7633B)
 - Copper Mountain (7530)
 - Deviser (NA7300B, NA7100B)
 - EI41 (AV36580A)
 - PNA (PNA3766)

Applications:

- VNA, Full 2-Port CAL
- VNA, Thru CAL
- VNA, Substitution CAL Method
- Test & Measurement
- Lab Equipment Accessories
- Engineering Test and Evaluation
- General Purpose Test and Evaluation

Fairview Microwave
 1130 Junction Dr. #100
 Allen, TX 75013
 Tel: 1-800-715-4396 / (972) 649-6678
 Fax: (972) 649-6689
www.fairviewmicrowave.com
sales@fairviewmicrowave.com

FMSC2004 F Type Female Open Specifications



Electrical Specifications

Description	Minimum	Typical	Maximum	Units
Frequency Range		DC - 3000		MHz
Impedance		75		Ohm
Phase, DC - 1000 MHz	1°	Nominal	1°	Degrees
Phase, 1001 - 3000 MHz	2°	Nominal	2°	Degrees

Mechanical Specifications

Item	Description	Units
Housing	Copper Tube	
Connector	75 Ohm F Type Female	
Connector Screw Thread	W3/8"-32 UNEF	Inch
Dimensions	0.63 [16] ϕ , 1.398 [35.5] L	Inch [mm]
Net Weight	35	g

FMSC2005 F Type Male Open Specifications



Electrical Specifications

Description	Minimum	Typical	Maximum	Units
Frequency Range		DC - 3000		MHz
Impedance		75		Ohm
Phase, DC - 1000 MHz	1°	Nominal	1°	Degrees
Phase, 1001 - 3000 MHz	2°	Nominal	2°	Degrees

Mechanical Specifications

Item	Description	Units
Housing	Copper Tube	
Connector	75 Ohm F Type Male	
Connector Screw Thread	W3/8"-32 UNEF	Inch
Dimensions	0.63 [16] ϕ , 1.626 [41.3] L	Inch [mm]
Net Weight	45.2	g

FMSC1004 F Type Female Short Specifications



Electrical Specifications

Description	Minimum	Typical	Maximum	Units
Frequency Range		DC - 3000		MHz
Impedance		75		Ohm
Phase, DC - 1000 MHz	1°	Nominal	1°	Degrees
Phase, 1001 - 3000 MHz	2°	Nominal	2°	Degrees

Mechanical Specifications

Item	Description	Units
Housing	Copper Tube	
Connector	75 Ohm F Type Female	
Connector Screw Thread	W3/8"-32 UNEF	Inch
Dimensions	0.63 [16] ϕ , 1.398 [35.5] L	Inch [mm]
Net Weight	36.6	g

FMSC1005 F Type Male Short Specifications



Electrical Specifications

Description	Minimum	Typical	Maximum	Units
Frequency Range		DC - 3000		MHz
Impedance		75		Ohm
Phase, DC - 1000 MHz	1°	Nominal	1°	Degrees
Phase, 1001 - 3000 MHz	2°	Nominal	2°	Degrees

Mechanical Specifications

Item	Description	Units
Housing	Copper Tube	
Connector	75 Ohm F Type Male	
Connector Screw Thread	W3/8"-32 UNEF	Inch
Dimensions	0.63 [16] ϕ , 1.626 [41.3] L	Inch [mm]
Net Weight	47	g

FMTR1004 F Type Female Load Specifications



Electrical Specifications

Description	Minimum	Typical	Maximum	Units
Frequency Range		DC - 3000		MHz
Impedance		75		Ohm
Return Loss, DC - 1000 MHz	38	40		dB
Return Loss, 1001 - 3000 MHz	36	38		dB

Mechanical Specifications

Item	Description	Units
Housing	Copper Tube	
Connector	75 Ohm F Type Female	
Connector Screw Thread	W3/8"-32 UNEF	Inch
Dimensions	0.697 [17.7] ϕ , 1.532 [38.9] L	Inch [mm]
Net Weight	45.8	g

FMTR1005 F Type Male Load Specifications



Electrical Specifications

Description	Minimum	Typical	Maximum	Units
Frequency Range		DC - 3000		MHz
Impedance		75		Ohm
Return Loss, DC - 1000 MHz	38	40		dB
Return Loss, 1001 - 3000 MHz	36	38		dB

Mechanical Specifications

Item	Description	Units
Housing	Copper Tube	
Connector	75 Ohm F Type Male	
Connector Screw Thread	W3/8"-32 UNEF	Inch
Dimensions	0.697 [17.7] ϕ , 1.76 [44.7] L	Inch [mm]
Net Weight	54.6	g

FMSC3005 F Type Female to Female Thru Specifications



Electrical Specifications

Description	Minimum	Typical	Maximum	Units
Frequency Range		DC - 3000		MHz
Impedance		75		Ohm
Insertion Loss, DC - 3000 MHz		0.05	0.2	dB
Return Loss, DC - 1000 MHz	40	45		dB
Return Loss, 1001 - 3000 MHz	30	35		dB

Mechanical Specifications

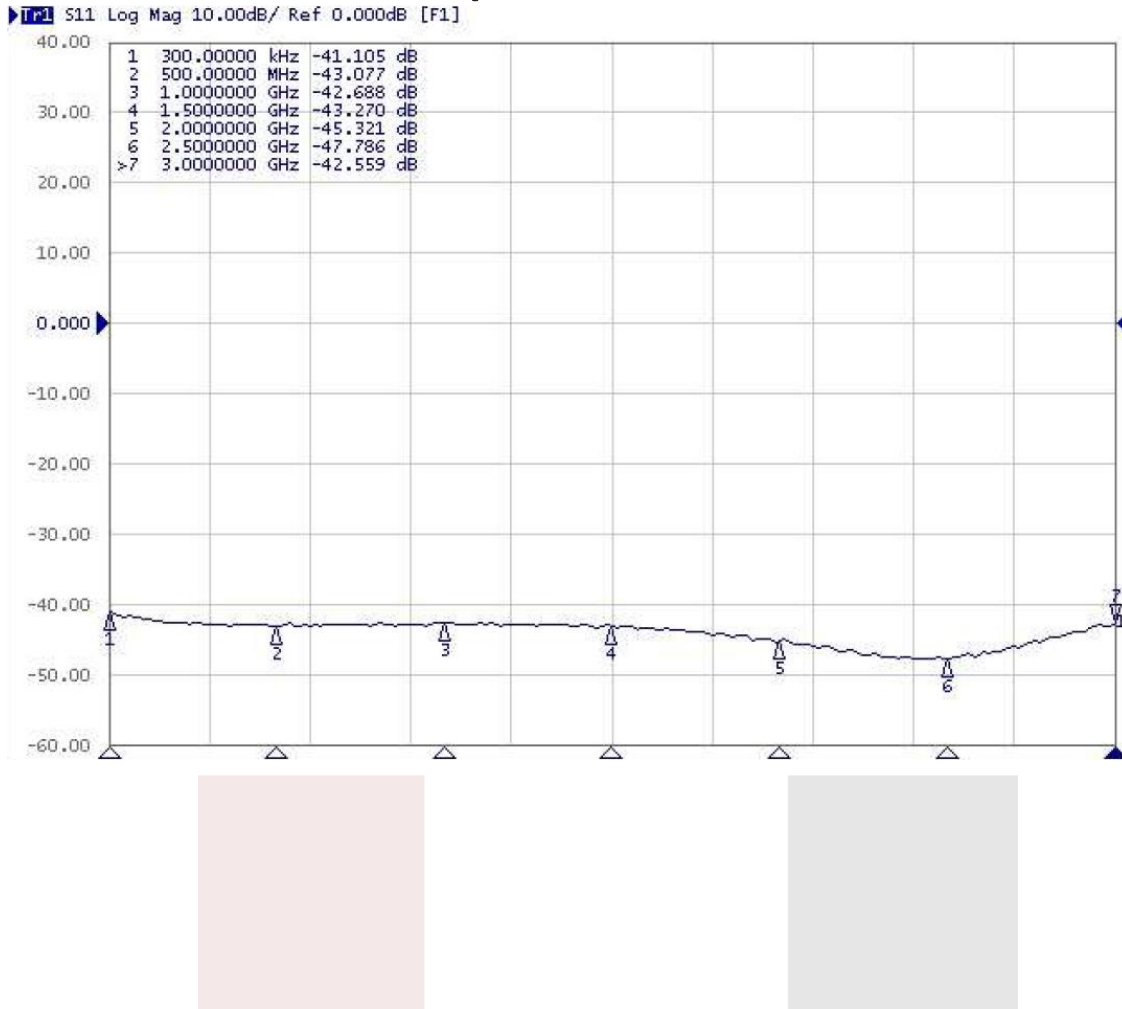
Item	Description	Units
Housing	Copper Tube	
Connector	75 Ohm F Type Female (Both Ends)	
Connector Screw Thread	W3/8"-32 UNEF	Inch
Dimensions	0.623 [15.8] ϕ , 1.402 [35.6] L	Inch [mm]
Net Weight	21.2	g

General Instructions and Usage Notes



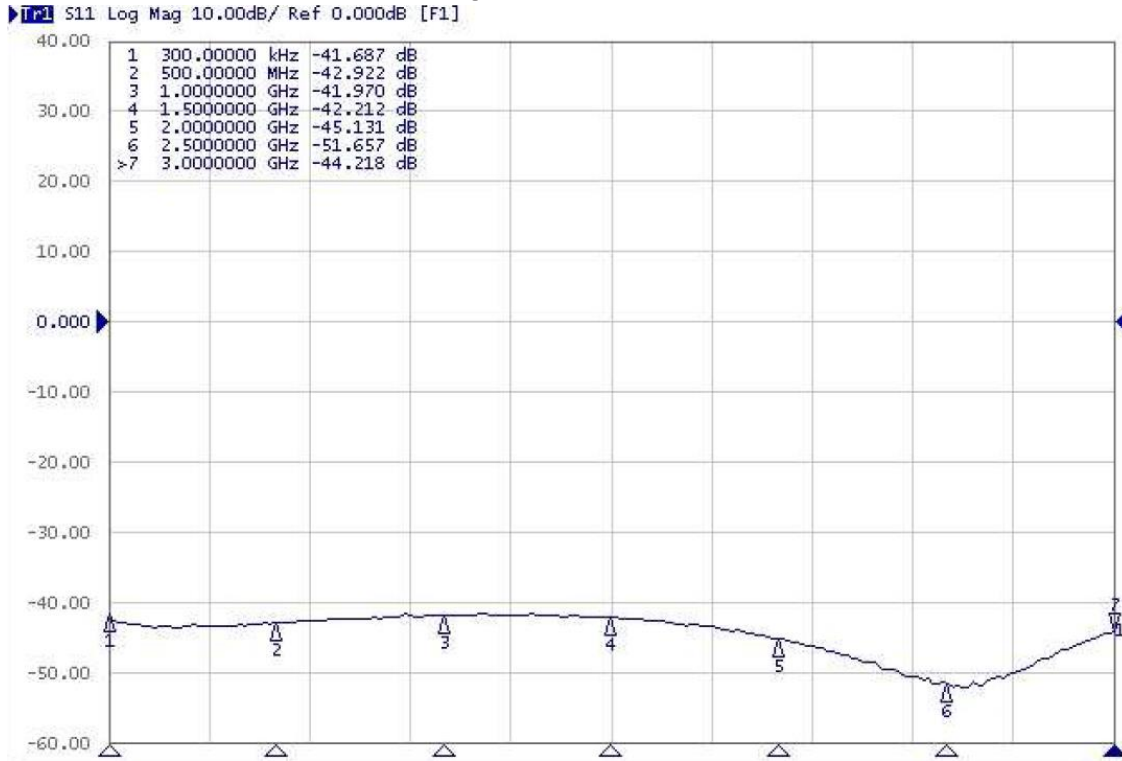
#	Notes
1	Keep provided protective red caps installed when not in use.
2	Store in climate controlled environment.
3	Always keep connectors clean.
4	Avoid touching the connector interface.
5	Use caution when handling.
6	For female components, do not insert male pin greater than 0.037" [.94 mm]. Failure to comply will result in damage to the female connector.
7	When mating, always ensure that the components to be interconnected remain in a fixed position while rotating only the coupling nut slowly to mate the connectors.
8	When de-mating, always ensure that the interconnected components remain in a fixed position while rotating only the coupling nut slowly to de-mate the connectors.
9	Visually inspect the connector threads prior to use. If needed, clean the center conductor pin and outer conductor with alcohol to remove any debris that may be present. Be sure to apply the alcohol in a circular motion with a lint-free cloth or applicator.
10	Use at room temperature.

Typical Performance Data

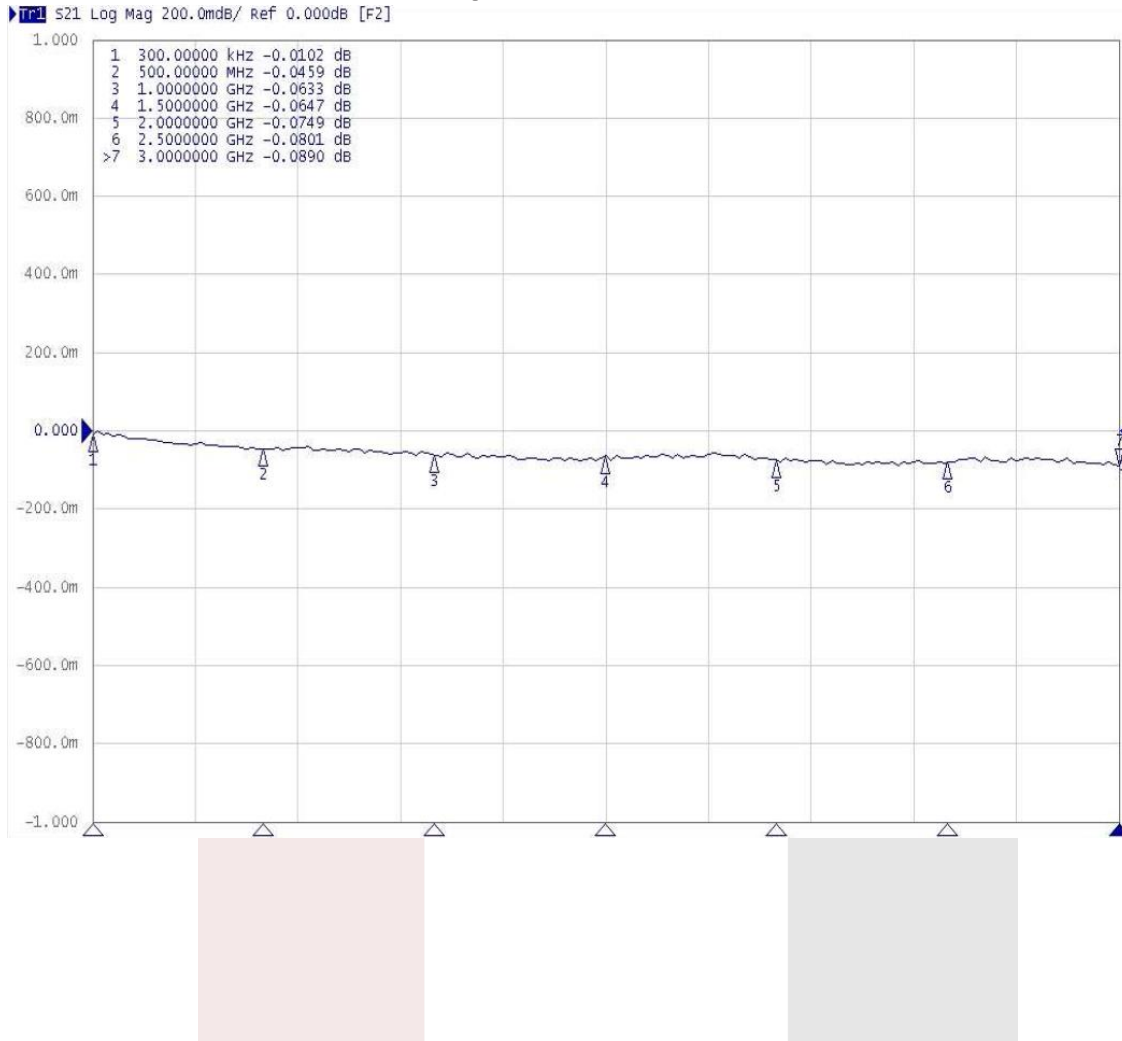
FMTR1004 Return Loss
Span: 3 GHz



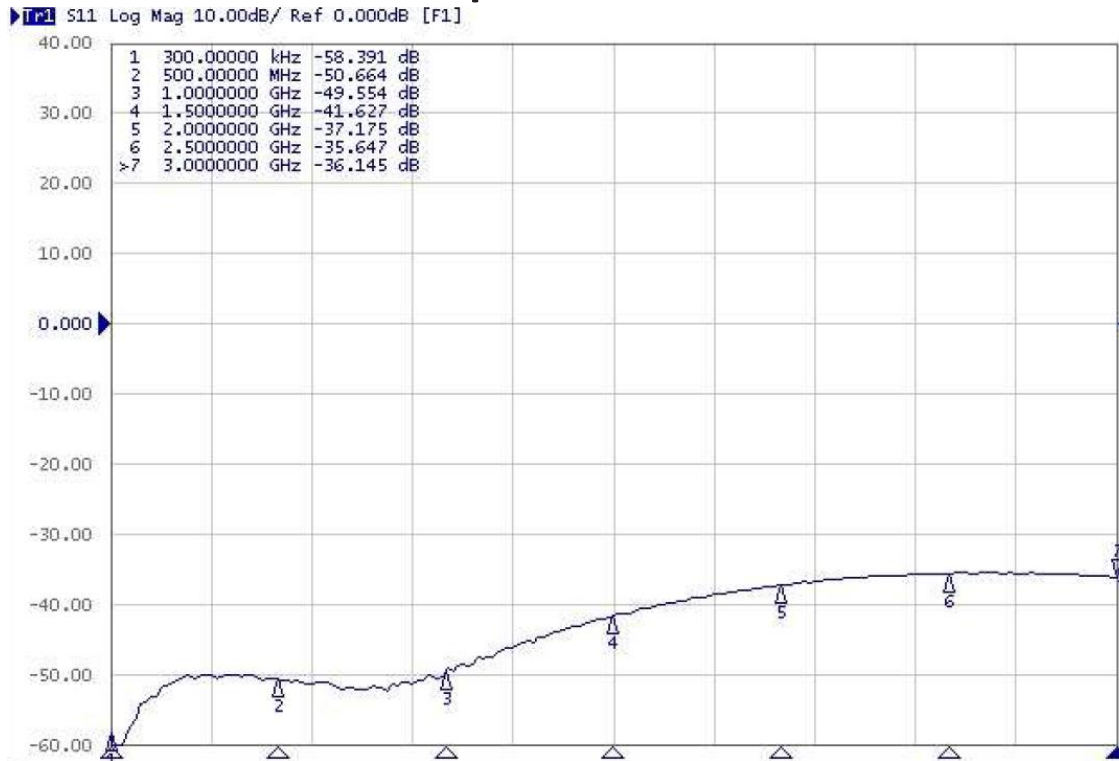
FMTR1005 Return Loss
Span: 3 GHz



FMSC3005 Insertion Loss
Span: 3 GHz



FMSC3005 Return Loss
Span: 3 GHz



Compliance Certifications (visit www.FairviewMicrowave.com for current document)

RoHS Compliant Yes
 REACH Compliant 06/16/2014

Plotted and Other Data

Notes:
 • Values at 25 °C, sea level

75 Ohm F Calibration Kit for General Purpose Includes Short Circuit, Open Circuit, Load and Thru Components Up to 3 GHz from Fairview Microwave is in-stock and available to ship same-day. All of our RF/microwave products are available off-the-shelf from our ISO 9001:2008 certified facilities in Allen, Texas. Fairview Microwave is RF on-demand.

For additional information on this product, please click the following link: [75 Ohm F Calibration Kit for General Purpose Includes Short Circuit, Open Circuit, Load and Thru Components Up to 3 GHz FMCK1002](#)

URL: <http://www.fairviewmicrowave.com/open-short-load-calibration-kit-type-75-ohm-f-3-ghz-fmck1002-p.aspx>

The information contained in this document is accurate to the best of our knowledge and representative of the part described herein. It may be necessary to make modifications to the part and/or the documentation of the part, in order to implement improvements. Fairview Microwave reserves the right to make such changes as required. Unless otherwise stated, all specifications are nominal. Fairview Microwave does not make any representation or warranty regarding the suitability of the part described herein for any particular purpose, and Fairview Microwave does not assume any liability arising out of the use of any part or documentation.