

RA 75 Ohm 12G SDI 1.0/2.3 Female Bulkhead PCB Connector Thru Hole Solder Attachment

75 Ohm RA 1.0/2.3 female bulkhead connector with solder attachment for thru hole PCB, part number FMCN0018, from Fairview Microwave is in-stock and ships same day. This 1.0/2.3 female connector operates up to a maximum frequency of 12 GHz. Its right angle body geometry facilitates connections in tight spaces. Fairview's FMCN0018 bulkhead 1.0/2.3 connector enables designers to make external connections on product enclosures, and can be used in a variety of other rack mount and panel mount applications. Fairview Microwave's 12G-SDI 1.0/2.3 connector FMCN0018 utilizes 12Gb/s data transfer rates to enable high resolution uncompressed video signal transmission. These products offer 4K and Ultra-HD quality signals that meet SMPTE ST 2082-1. These 75 Ohm connectors are available in PCB edge-mount, straight, or right angle configurations, as well as coaxial connectors to be used in industry standard cable assemblies.

Fairview's 75 ohm 1.0/2.3 female bulkhead connector FMCN0018 datasheet specifications and outline drawing are shown in this PDF below. Our extensive offering of RF, microwave and millimeter wave connectors allows designers to configure and customize their signal connections however they like. From providing an I/O for a board design to creating a custom cable assembly configuration, Fairview Microwave has a connector solution to meet your needs. Fairview Microwave also has the expertise to build your custom cable assemblies for you and ship them same-day.

Electrical Specifications

Description	Min	Typ	Max	Units
Frequency Range	DC		12	GHz

Mechanical Specifications

Size	
Length	0.76 in [19.3 mm]
Width/Dia.	0.436 in [11.07 mm]
Height	0.276 in [7.01 mm]
Weight	0.05 lbs [22.68 g]

Material Specifications

Description	Material	Plating
Contact	Brass	Gold 10 µin minimum
Insulation	PTFE	
Outer Conductor	Brass	Gold 3 µin minimum
Body	Brass	Nickel 100 µin minimum



Configuration:

- 1.0/2.3 Female Connector
- 75 Ohms
- Right Angle Body Geometry
- Thru Hole Interface Type
- Solder Attachment
- Bulkhead

Features:

- Operating Frequency of 12 GHz Max.
- Gold Plated Brass Contact
- 10 µin minimum contact plating
- Meets SMPTE ST 2082-1
- Backwards Compatible with 2081-1
- 12Gb/s Transmission
- Cost Effective
- Designed for High Density Applications

Applications:

- General Purpose Test
- Rack and Panel Mount Applications
- PCB Applications
- 12G-SDI, Video, and Broadband UHDTV
- Broadband Internet Delivery
- Broadcast A/V
- 4K/8K Video Equipment

Fairview Microwave
301 Leora Ln., Suite 100
Lewisville, TX 75056
Tel: 1-800-715-4396 / (972) 649-6678
Fax: (972) 649-6689
www.fairviewmicrowave.com
sales@fairviewmicrowave.com

Compliance Certifications (see [product page](#) for current document)

Plotted and Other Data

Notes:

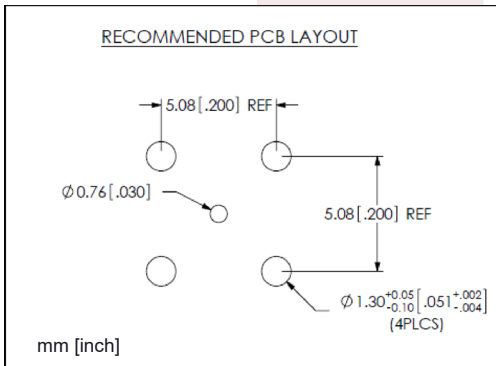
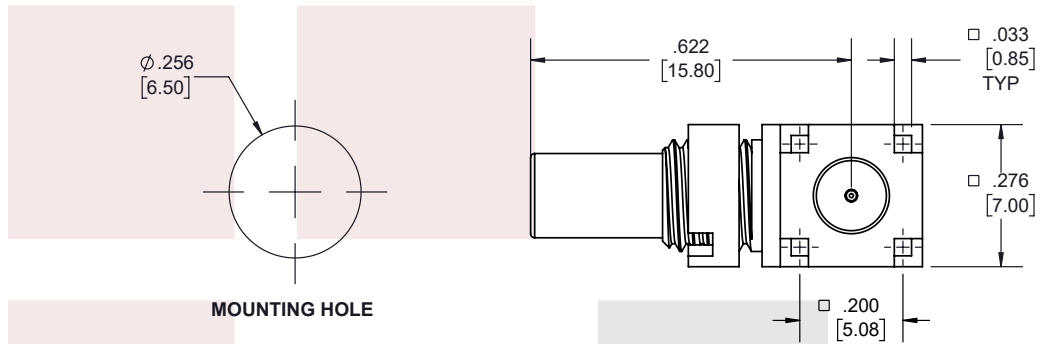
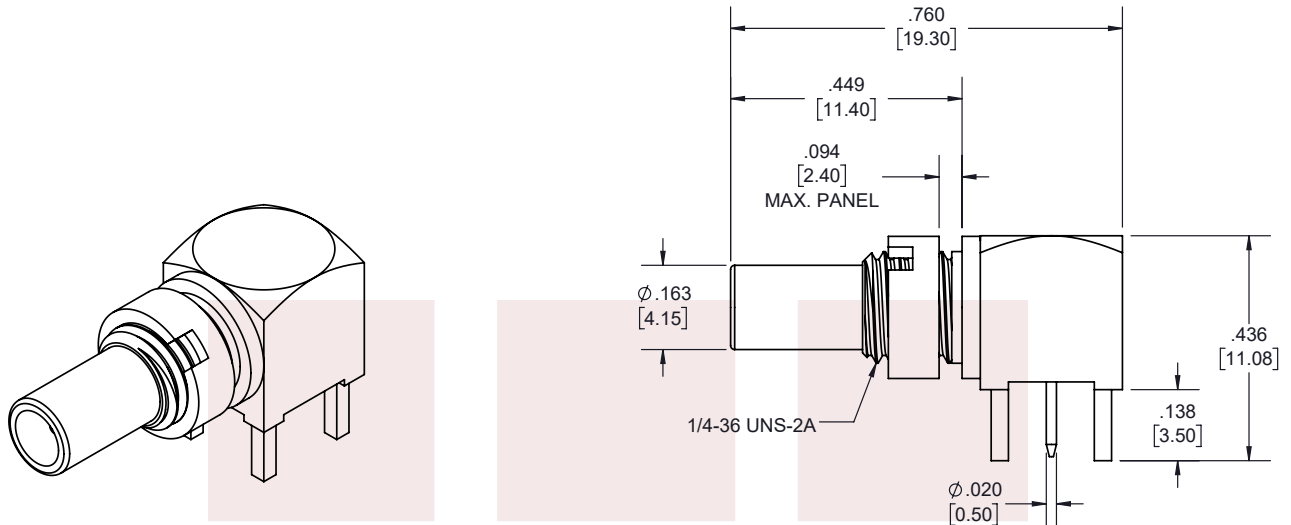
RA 75 Ohm 12G SDI 1.0/2.3 Female Bulkhead PCB Connector Thru Hole Solder Attachment from Fairview Microwave is in-stock and available to ship same-day. All of our RF/microwave products are available off-the-shelf from our ISO 9001:2008 certified facilities in Lewisville, Texas. Fairview Microwave is RF on-demand.

For additional information on this product, please click the following link: [RA 75 Ohm 12G SDI 1.0/2.3 Female Bulkhead PCB Connector Thru Hole Solder Attachment FMCN0018](#)

URL: <https://www.fairviewmicrowave.com/1.0-2.3-female-pcb-connector-fmcn0018-p.aspx>

The information contained in this document is accurate to the best of our knowledge and representative of the part described herein. It may be necessary to make modifications to the part and/or the documentation of the part, in order to implement improvements. Fairview Microwave reserves the right to make such changes as required. Unless otherwise stated, all specifications are nominal. Fairview Microwave does not make any representation or warranty regarding the suitability of the part described herein for any particular purpose, and Fairview Microwave does not assume any liability arising out of the use of any part or documentation.

REVISIONS			
REV.	DESCRIPTION	DATE	APPROVED
A	INITIAL RELEASE	12/15/2021	A. GANWANI



THESE COMMODITIES, TECHNOLOGY OR SOFTWARE WERE EXPORTED FROM THE UNITED STATES IN ACCORDANCE WITH THE EXPORT ADMINISTRATION REGULATIONS. DIVERSION CONTRARY TO U.S. LAW PROHIBITED.

TITLE
RA 75 Ohm 12G SDI 1.0/2.3 Female Bulkhead PCB Connector Thru Hole Solder Attachment

UNLESS OTHERWISE SPECIFIED LEADING DIMENSIONS ARE INCHES DIMENSIONS IN [] ARE MILLIMETERS		THIRD-ANGLE PROJECTION	
TOLERANCES:		CABLE LENGTH (L) TOLERANCES:	
.X = ± 2 [.08]	FRACTIONS ± 1/32	L ≤ 12 [305] = +1 [25] / -0	<p>THE INFORMATION AND DESIGN IN THIS DOCUMENT IS THE PROPERTY OF FAIRVIEW MICROWAVE CORPORATION. ALL RIGHTS RESERVED.</p>
.XX = ± .02 [.51]	ANGLES ± 1°	12 [305] < L ≤ 60 [1524] = +2 [51] / -0	
.XXX = ± .005 [.13]		60 [1524] < L ≤ 120 [3048] = +4 [102] / -0	
		120 [3048] < L ≤ 300 [7620] = +6 [152] / -0	
ALL DIMENSIONS SHOWN ARE FOR REFERENCE ONLY.			300 [7620] < L = +5%L / -0
SIZE A	CAGE CODE 3FKR5	DRAWN BY K.DANG	ITEM NO. FMCN0018
SHEET 1 OF 1			REV A

T-Rev.D