

BMA Jack Slide-On Connector Solder/Non-Solder Contact Attachment 2 Hole Flange For RG405, .086 SR, RG405 Tinned Cable

BMA jack slide-on 2 hole flange mount connector with solder/non-solder contact attachment for RG405, .086 SR and RG405 Tinned, part number FMCN1207, from Fairview Microwave is in-stock and ships same day. This BMA jack connector operates up to a maximum frequency of 22 GHz and offers good VSWR of 1.27:1. This blind mate connector is ideal for applications without direct visual or tactile access to the connection point, for example, when two circuit boards need to be mated. Fairview's FMCN1207 2 hole flange BMA connector enables designers to make external connections on product enclosures, and can be used in a variety of other rack mount and panel mount applications.

Fairview's BMA jack 2 hole flange connector FMCN1207 datasheet specifications and outline drawing are shown in this PDF below. Our extensive offering of RF, microwave and millimeter wave connectors allows designers to configure and customize their signal connections however they like. From providing an I/O for a board design to creating a custom cable assembly configuration, Fairview Microwave has a connector solution to meet your needs. Fairview Microwave also has the expertise to build your custom cable assemblies for you and ship them same-day.

Electrical Specifications

Description	Min	Typ	Max	Units
Frequency Range	DC		22	GHz
VSWR			1.27:1	
Insertion Loss			0.14	dB
Operating Voltage (AC)			350	Vrms
DWV (AC)			1,000	Vrms
Insulation Resistance	5,000			MOhms

Mechanical Specifications

Size	
Length	0.7 in [17.78 mm]
Width/Dia.	0.75 in [19.05 mm]
Weight	0.0145 lbs [6.58 g]
Mating Cycles	1,000 Cycles

Material Specifications

Description	Material	Plating
Contact	Beryllium Copper	Gold 51.18µ in. minimum
Insulation	PTFE	
Outer Conductor	Beryllium Copper	Gold
Body	Stainless Steel	Gold 19.68µ in. minimum



Configuration:

- Slide-On BMA Jack Connector
- 50 Ohms
- Straight Body Geometry
- RG405, .086 SR, RG405 Tinned Interface Type
- Solder/Non-Solder Contact Attachment
- 2 Hole Flange

Features:

- Operating Frequency of 22 GHz Max.
- Good VSWR of 1.27:1
- Blind Mate Connector
- Gold Plated Beryllium Copper Contact
- 51.18µ in. minimum contact plating
- IP54(Mated)
- Low-Engagement Force
- Radial and Axial Float Versions

Applications:

- General Purpose Test
- Rack and Panel Mount Applications
- Custom Cable Assemblies
- Phased Array Systems
- Blind Mating
- RF Backplanes

Fairview Microwave
 1130 Junction Dr. #100
 Allen, TX 75013
 Tel: 1-800-715-4396 / (972) 649-6678
 Fax: (972) 649-6689
www.fairviewmicrowave.com
sales@fairviewmicrowave.com

Mechanical Specification Notes:

Recommended axial float mount for best electrical performance: 0.51 +/- 0.25 mm (.020" +/- .010)

Environmental Specifications

Temperature

Operating Range

-65 to +165 deg C

Ingress Protection (IP) Rating

IP54(Mated)

Compliance Certifications (see [product page](#) for current document)

Plotted and Other Data

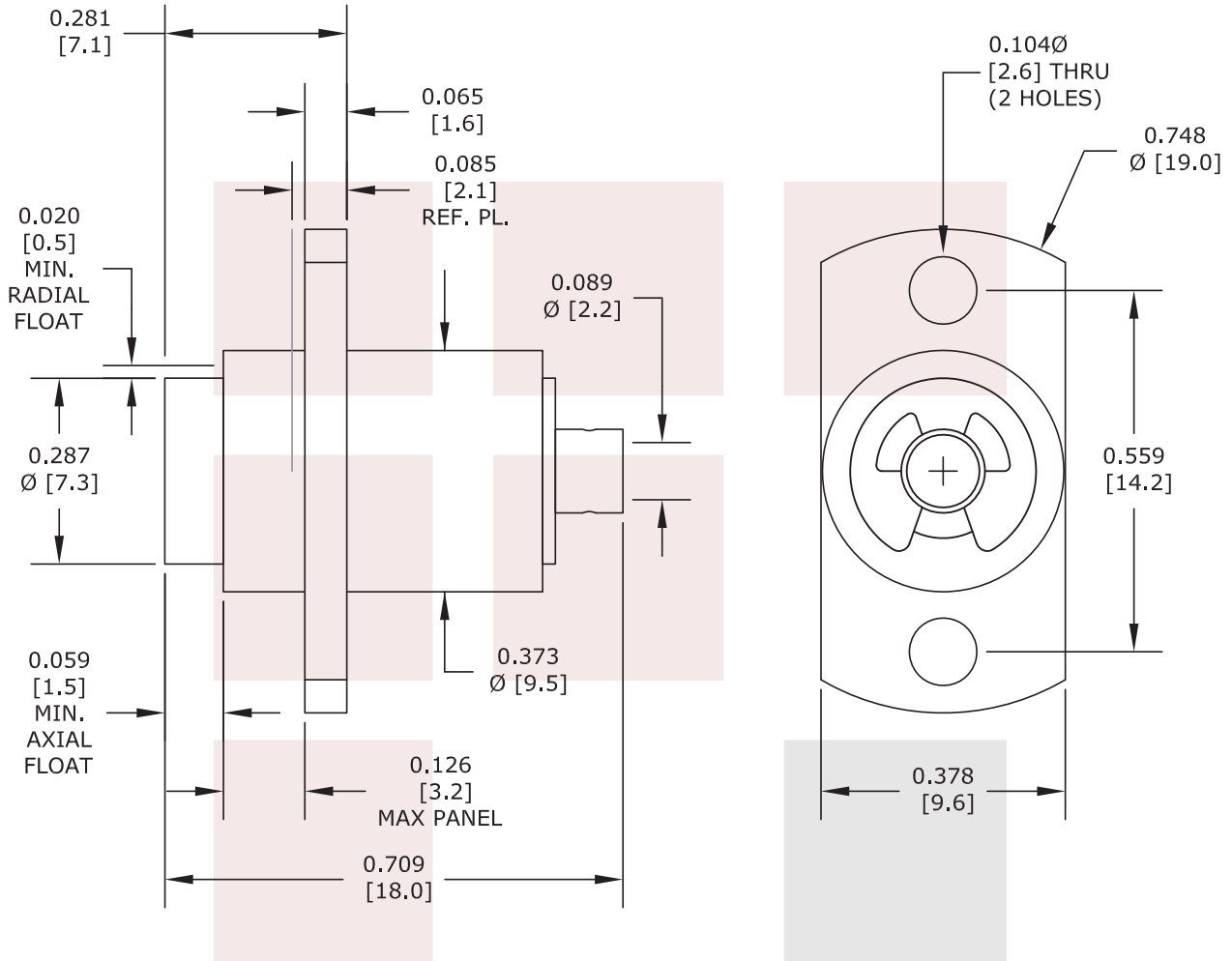
Notes:

BMA Jack Slide-On Connector Solder/Non-Solder Contact Attachment 2 Hole Flange For RG405, .086 SR, RG405 Tinned Cable from Fairview Microwave is in-stock and available to ship same-day. All of our RF/microwave products are available off-the-shelf from our ISO 9001:2008 certified facilities in Allen, Texas. Fairview Microwave is RF on-demand.

For additional information on this product, please click the following link: [BMA Jack Slide-On Connector Solder/Non-Solder Contact Attachment 2 Hole Flange For RG405, .086 SR, RG405 Tinned Cable FMCN1207](#)

URL: <https://www.fairviewmicrowave.com/bma-jack-slide-on-rg405-.086-sr-rg405-tinned-connector-fmcn1207-p.aspx>

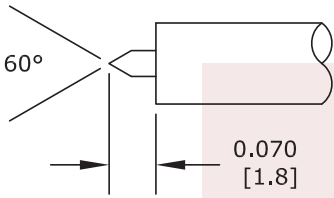
The information contained in this document is accurate to the best of our knowledge and representative of the part described herein. It may be necessary to make modifications to the part and/or the documentation of the part, in order to implement improvements. Fairview Microwave reserves the right to make such changes as required. Unless otherwise stated, all specifications are nominal. Fairview Microwave does not make any representation or warranty regarding the suitability of the part described herein for any particular purpose, and Fairview Microwave does not assume any liability arising out of the use of any part or documentation.



STANDARD TOLERANCES	
.X	±0.2
.XX	±0.1
.XXX	±0.05

*STANDARD TOLERANCES APPLY ONLY TO DIMENSIONS IN INCHES

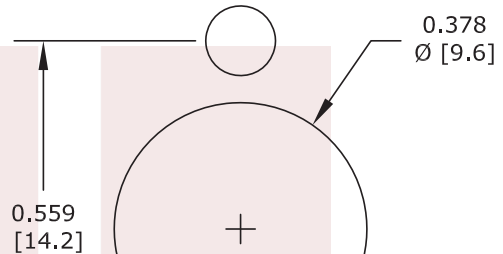
FAIRVIEW MICROWAVE INC.		NOTES: 1. UNLESS OTHERWISE SPECIFIED ALL DIMENSIONS ARE NOMINAL. 2. ALL SPECIFICATIONS ARE SUBJECT TO CHANGE WITHOUT NOTICE AT ANY TIME. 3. DIMENSIONS ARE IN INCHES [mm].			
ALLEN, TX 75013 WWW.FAIRVIEWMICROWAVE.COM		DWG NO FMCN1207		CAGE CODE 3FKR5	
TITLE BMA Jack Slide-On Connector Solder/Non-Solder Contact Attachment 2 Hole Flange For RG405, .086 SR, RG405 Tinned Cable		CAD FILE 021417	SHEET	SCALE N/A	SIZE A 2233



STRIPPING DIMENSIONS

ASSEMBLY PROCEDURES

1. STRIP CABLE AS SHOWN. DO NOT NICK CENTER CONDUCTOR.
2. SLIDE CABLE INTO CONNECTOR INSURING CENTER CONDUCTOR MATES WITH CENTER PIN.
3. OUTER CONDUCTOR BOTTOMS OUT WITH BODY SHOULDER. SOLDER OUTER CONDUCTOR TO BODY.



#2-56 UNC-2B
 (2 HOLES)

MOUNTING HOLES

STANDARD TOLERANCES

.X ±0.2
 .XX ±0.1
 .XXX ±0.05

*STANDARD TOLERANCES APPLY ONLY TO DIMENSIONS IN INCHES

FAIRVIEW MICROWAVE INC. ALLEN, TX 75013 WWW.FAIRVIEWMICROWAVE.COM		NOTES: 1. UNLESS OTHERWISE SPECIFIED ALL DIMENSIONS ARE NOMINAL. 2. ALL SPECIFICATIONS ARE SUBJECT TO CHANGE WITHOUT NOTICE AT ANY TIME. 3. DIMENSIONS ARE IN INCHES [mm].			
TITLE BMA Jack Slide-On Connector Solder/Non-Solder Contact Attachment 2 Hole Flange For RG405, .086 SR, RG405 Tinned Cable		DWG NO FMCN1207		CAGE CODE 3FKR5	
CAD FILE	021417	SHEET	SCALE	N/A	SIZE A 2233