

RA SSMC Jack PCB Connector Surface Mount Solder Attachment

RA SSMC jack connector with solder attachment for surface mount PCB, part number FMCN1262, from Fairview Microwave is in-stock and ships same day. This SSMC jack connector operates up to a maximum frequency of 12.4 GHz. Its right angle body geometry facilitates connections in tight spaces.

Fairview's RA SSMC jack connector FMCN1262 datasheet specifications and outline drawing are shown in this PDF below. Our extensive offering of RF, microwave and millimeter wave connectors allows designers to configure and customize their signal connections however they like. From providing an I/O for a board design to creating a custom cable assembly configuration, Fairview Microwave has a connector solution to meet your needs. Fairview Microwave also has the expertise to build your custom cable assemblies for you and ship them same-day.

Electrical Specifications

Description	Min	Typ	Max	Units
Frequency Range	DC		12.4	GHz
Insertion Loss			0.3	dB
Operating Voltage (AC)			250	Vrms
High Potential Voltage 5 MHz			400	Vrms
Inner Cond. DC Resistance			4	mOhms
Outer Cond. DC Resistance			1	mOhms
Insulation Resistance	1,000			MOhms
RF Leakage	-50			dB

Mechanical Specifications

Size	
Length	0.384 in [9.75 mm]
Width/Dia.	0.156 in [3.96 mm]
Height	0.38 in [9.65 mm]
Weight	0.006 lbs [2.72 g]
Mating Cycles	500 Cycles
Mating Torque	1.75 to 2 in-lbs [0.20 to 0.23 Nm]

Material Specifications

Description	Material	Plating
Contact	Beryllium Copper	Gold MIL-G-45204
Insulation	Teflon	
Outer Conductor	Beryllium Copper	Gold MIL-G-45204
Body	Brass	Gold MIL-G-45204



Configuration:

- SSMC Jack Connector
- Right Angle Body Geometry
- Surface Mount Interface Type
- Solder Attachment

Features:

- Operating Frequency of 12.4 GHz Max.
- Gold Plated Beryllium Copper Contact
- Contact plating according to MIL-G-45204
- Small SSMC connector form factor (50% smaller than SMA, radially)
- Reliable threaded coupling
- IEC 60169-20 SSMC connector interface
- In stock and ready to ship

Applications:

- General Purpose Test
- Space Saving for PCB Applications
- Software defined radio (SDR)
- Avionics
- A/D Modules
- Ultra Wideband Digital Receivers
- Data Acquisition
- RADAR/SONAR

Fairview Microwave
 1130 Junction Dr. #100
 Allen, TX 75013
 Tel: 1-800-715-4396 / (972) 649-6678
 Fax: (972) 649-6689
www.fairviewmicrowave.com
sales@fairviewmicrowave.com

Environmental Specifications

Temperature

Operating Range	-65 to 165 deg C
Shock	Method 213, Condition B, 75G @6ms @1/2 sine
Vibration	Method 204, Condition D (20G)
Salt Spray	Method 101, Condition B, 5% salt solution

Compliance Certifications (see [product page](#) for current document)

Plotted and Other Data

Notes:

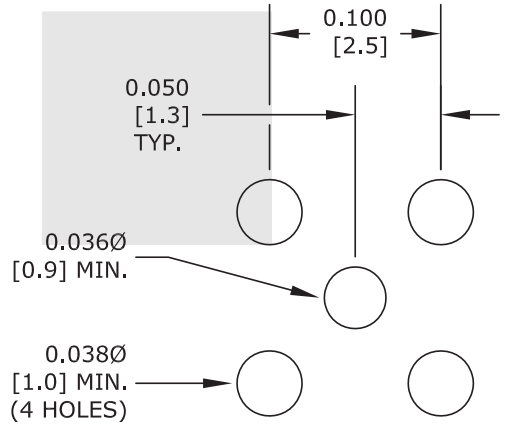

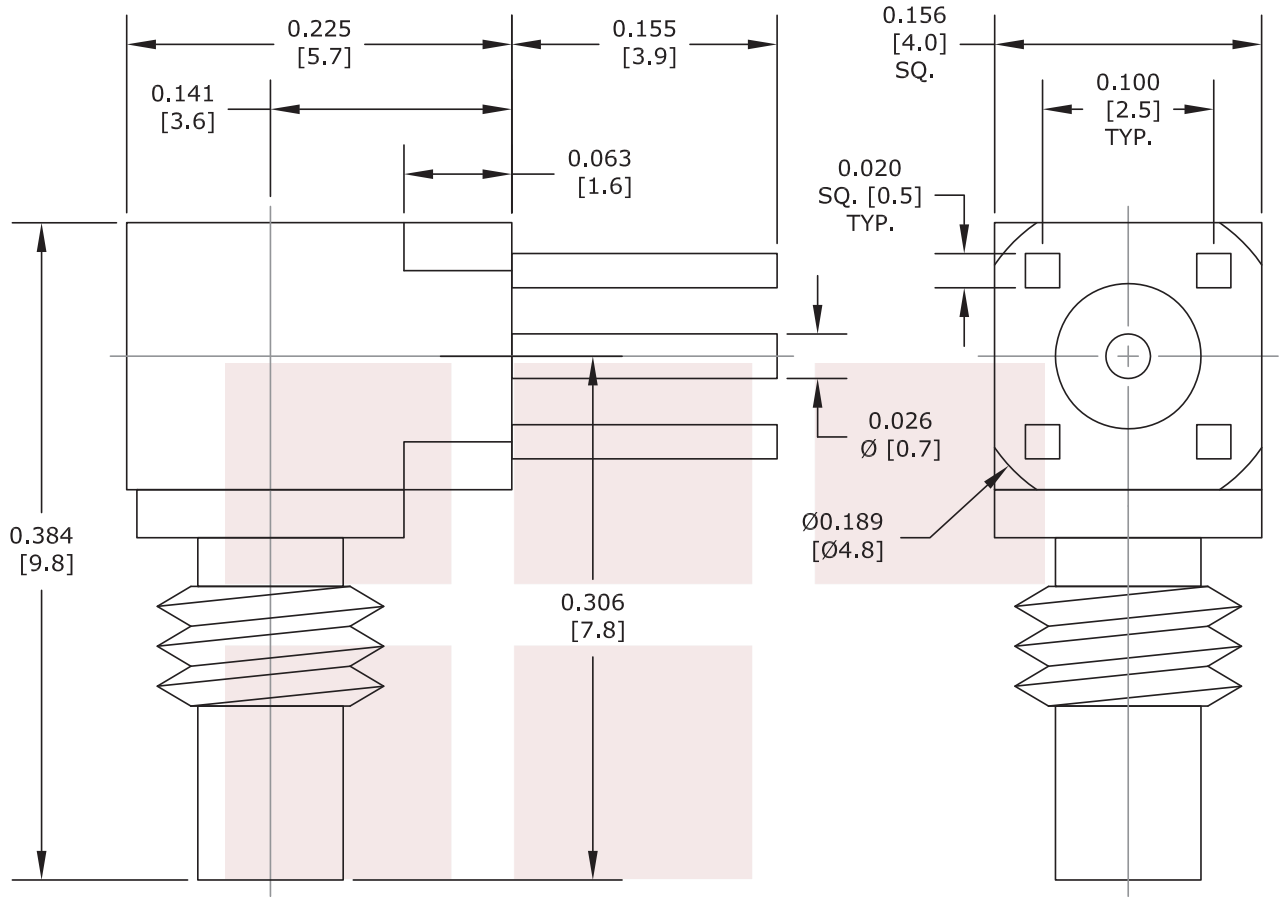
Assembly Instruction

RA SSMC Jack PCB Connector Surface Mount Solder Attachment from Fairview Microwave is in-stock and available to ship same-day. All of our RF/microwave products are available off-the-shelf from our ISO 9001:2008 certified facilities in Allen, Texas. Fairview Microwave is RF on-demand.

For additional information on this product, please click the following link: [RA SSMC Jack PCB Connector Surface Mount Solder Attachment FMCN1262](#)

URL: <https://www.fairviewmicrowave.com/ssmc-jack-surface-mount-pcb-connector-fmcn1262-p.aspx>

The information contained in this document is accurate to the best of our knowledge and representative of the part described herein. It may be necessary to make modifications to the part and/or the documentation of the part, in order to implement improvements. Fairview Microwave reserves the right to make such changes as required. Unless otherwise stated, all specifications are nominal. Fairview Microwave does not make any representation or warranty regarding the suitability of the part described herein for any particular purpose, and Fairview Microwave does not assume any liability arising out of the use of any part or documentation.



MOUNTING HOLES

STANDARD TOLERANCES	
.X	±0.2
.XX	±0.1
.XXX	±0.05

*STANDARD TOLERANCES APPLY ONLY TO DIMENSIONS IN INCHES

FAIRVIEW MICROWAVE INC. ALLEN, TX 75013 WWW.FAIRVIEWMICROWAVE.COM		NOTES: 1. UNLESS OTHERWISE SPECIFIED ALL DIMENSIONS ARE NOMINAL. 2. ALL SPECIFICATIONS ARE SUBJECT TO CHANGE WITHOUT NOTICE AT ANY TIME. 3. DIMENSIONS ARE IN INCHES [mm].			
TITLE RA SSMC Jack PCB Connector Surface Mount Solder Attachment		DWG NO FMCN1262		CAGE CODE 3FKR5	
CAD FILE	060917	SHEET	SCALE	N/A	SIZE A 2233