

4.1/9.5 Mini DIN Female Connector Solder Attachment For SPP-250-LLPL Cable Low PIM

4.1/9.5 Mini DIN female connector with solder/solder attachment for SPP-250-LLPL, part number FMCN1435, from Fairview Microwave is in-stock and ships same day. This 4.1/9.5 Mini DIN female connector operates up to a maximum frequency of 6 GHz and offers excellent VSWR of 1.25:1. The 4.1/9.5 Mini DIN female connector also has low passive intermodulation (PIM) of -160 dBc.

Fairview's 4.1/9.5 Mini DIN female connector FMCN1435 datasheet specifications and outline drawing are shown in this PDF below. Our extensive offering of RF, microwave and millimeter wave connectors allows designers to configure and customize their signal connections however they like. From providing an I/O for a board design to creating a custom cable assembly configuration, Fairview Microwave has a connector solution to meet your needs. Fairview Microwave also has the expertise to build your custom cable assemblies for you and ship them same-day.

Electrical Specifications

Description	Min	Typ	Max	Units
Frequency Range	DC		6	GHz
VSWR			1.25:1	
Insertion Loss			0.1	dB
Passive Intermodulation			-160	dBc
Operating Voltage (AC)			250	Vrms
Insulation Resistance	5,000			MOhms

Electrical Specification Notes:
 Insertion Loss is $0.04 * \sqrt{f(\text{GHz})}$

Mechanical Specifications

Weight 0.0811 lbs [36.79 g]

Material Specifications

Description	Material	Plating
Contact	Brass	Silver
Insulation	PTFE	
Outer Conductor	Brass	Tri-Metal
Body	Brass	Tri-Metal

Environmental Specifications

Temperature

Operating Range -55 to +165 deg C

Compliance Certifications (see [product page](#) for current document)

Plotted and Other Data

Notes:



Configuration:

- 4.1/9.5 Mini DIN Female Connector
- 50 Ohms
- Straight Body Geometry
- SPP-250-LLPL Interface Type
- Solder/Solder Attachment

Features:

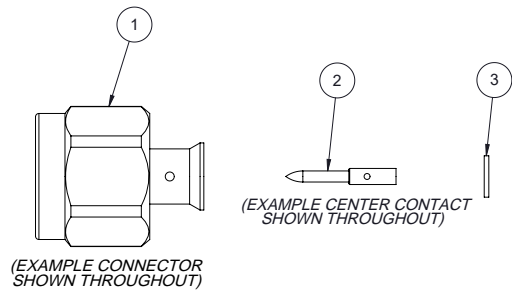
- Operating Frequency of 6 GHz Max.
- Excellent VSWR of 1.25:1
- PIM levels better than -160 dBc
- Silver Plated Brass Contact

Applications:

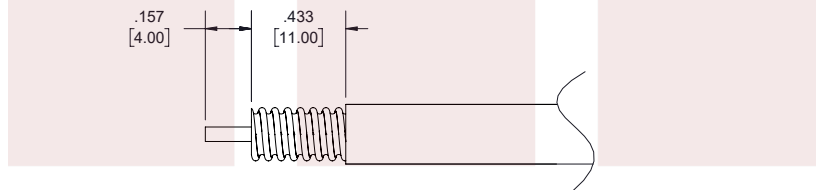
- General Purpose Test
- Custom Cable Assemblies
- Low PIM Interconnects
- Distributed Antenna Systems (DAS)
- Low PIM Jumpers
- Low PIM Testing
- Low PIM Connections

Fairview Microwave
 301 Leora Ln., Suite 100
 Lewisville, TX 75056
 Tel: 1-800-715-4396 / (972) 649-6678
 Fax: (972) 649-6689
www.fairviewmicrowave.com
sales@fairviewmicrowave.com

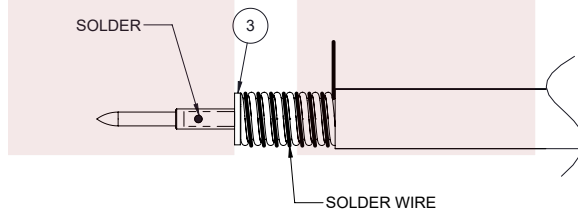
Assembly Instruction



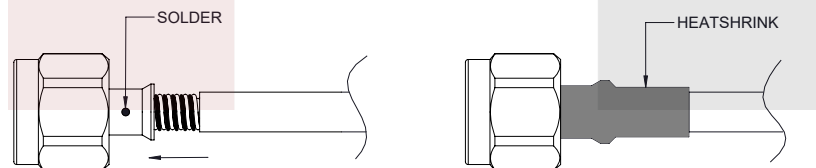
1. STRIP CABLE AS SHOWN, CHAMFER CENTER CONDUCTOR AND DEBURR CABLE.



2. SLIDE INSULATOR ③ OVER CABLE CENTER CONDUCTOR. INSERT CENTER CONTACT AND SOLDER. WRAP THE CABLE BY SOLDER WIRE.



3. PUSH THE CONNECTOR BODY INTO THE CABLE, UNTIL IT STOPS. SOLDER THE CONNECTOR BODY WITH CABLE AND COVER HEATSHRINK SLEEVE.



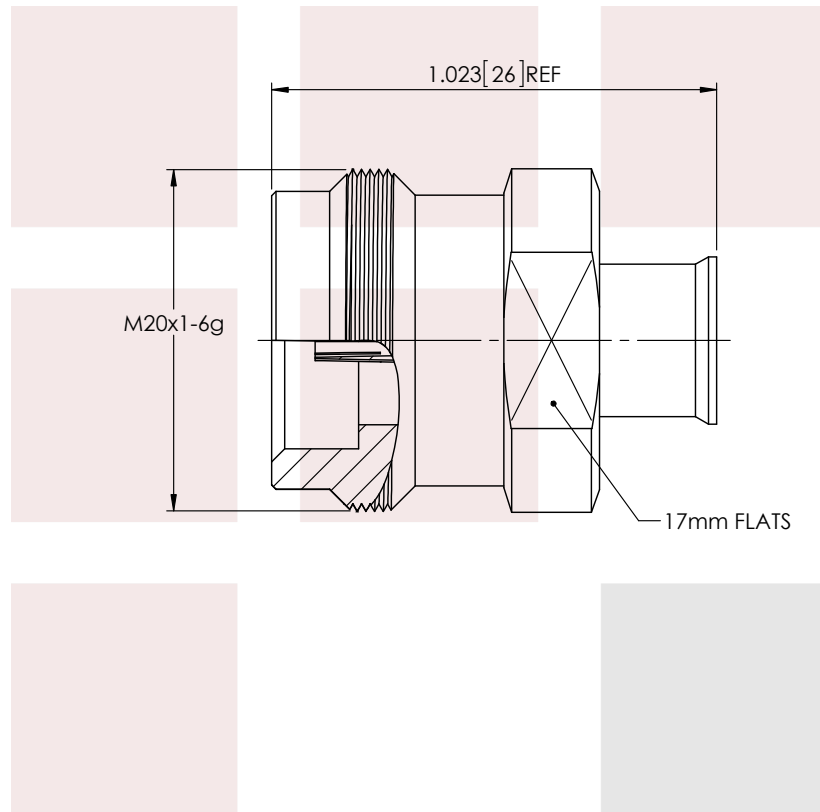
4.1/9.5 Mini DIN Female Connector Solder Attachment For SPP-250-LLPL Cable Low PIM from Fairview Microwave is in-stock and available to ship same-day. All of our RF/microwave products are available off-the-shelf from our ISO 9001:2008 certified facilities in Allen, Texas. Fairview Microwave is RF on-demand.

For additional information on this product, please click the following link: [4.1/9.5 Mini DIN Female Connector Solder Attachment For SPP-250-LLPL Cable Low PIM FMCN1435](#)

URL: <https://www.fairviewmicrowave.com/4.1-9.5-mini-din-female-spp-250-llpl-connector-fmcn1435-p.aspx>

The information contained in this document is accurate to the best of our knowledge and representative of the part described herein. It may be necessary to make modifications to the part and/or the documentation of the part, in order to implement improvements. Fairview Microwave reserves the right to make such changes as required. Unless otherwise stated, all specifications are nominal. Fairview Microwave does not make any representation or warranty regarding the suitability of the part described herein for any particular purpose, and Fairview Microwave does not assume any liability arising out of the use of any part or documentation.





STANDARD TOLERANCES	
.X	±0.2
.XX	±0.01
.XXX	±0.005

*STANDARD TOLERANCES APPLY ONLY TO DIMENSIONS IN INCHES

FAIRVIEW MICROWAVE INC. ALLEN, TX 75013 WWW.FAIRVIEWMICROWAVE.COM		NOTES: 1. UNLESS OTHERWISE SPECIFIED ALL DIMENSIONS ARE NOMINAL. 2. ALL SPECIFICATIONS ARE SUBJECT TO CHANGE WITHOUT NOTICE AT ANY TIME. 3. DIMENSIONS ARE IN INCHES [mm].			
TITLE 4.1/9.5 Mini DIN Female Connector Solder Attachment For SPP-250-LLPL Cable Low PIM		DWG NO D4F11A-A44W01		CAGE CODE 3FKR5	
CAD FILE 12/14/17		SHEET		SCALE N/A	SIZE A CN2245