

RP TNC Male Connector Crimp/Solder Attachment for .400 inch, LMR-400, LMR-400-DB, LMR-400-UF Cable

RP TNC male connector with crimp/solder attachment for .400 inch, LMR-400, LMR-400-DB and LMR-400-UF, part number FMCN1605, from Fairview Microwave is in-stock and ships same day. Our reverse polarity male configuration uses a male connector body with a female inner contact receptacle. This TNC male connector operates up to a maximum frequency of 11 GHz.

Fairview's RP TNC male connector FMCN1605 datasheet specifications and outline drawing are shown in this PDF below. Our extensive offering of RF, microwave and millimeter wave connectors allows designers to configure and customize their signal connections however they like. From providing an I/O for a board design to creating a custom cable assembly configuration, Fairview Microwave has a connector solution to meet your needs. Fairview Microwave also has the expertise to build your custom cable assemblies for you and ship them same-day.

Electrical Specifications

Description	Min	Typ	Max	Units
Frequency Range	DC		11	GHz

Mechanical Specifications

Size	
Length	1.75 in [44.45 mm]
Width/Dia.	0.59 in [14.99 mm]
Weight	0.058 lbs [26.31 g]

Material Specifications

Description	Material	Plating
Contact	Phosphor Bronze	Gold
Insulation	PTFE	
Body	Brass	Nickel
Coupling Nut	Brass	Nickel

Environmental Specifications

Temperature	
Operating Range	-65 to +165 deg C

Compliance Certifications (see [product page](#) for current document)

Plotted and Other Data

Notes:



Configuration:

- TNC Male Reverse Polarity Connector
- 50 Ohms
- Straight Body Geometry
- .400 inch, LMR-400, LMR-400-DB, LMR-400-UF Interface Type
- Crimp/Solder Attachment

Features:

- Operating Frequency of 11 GHz Max.
- Reverse Polarity
- Gold Plated Phosphor Bronze Contact

Applications:

- General Purpose Test
- Custom Cable Assemblies

Fairview Microwave
301 Leora Ln., Suite 100
Lewisville, TX 75056
Tel: 1-800-715-4396 / (972) 649-6678
Fax: (972) 649-6689
www.fairviewmicrowave.com
sales@fairviewmicrowave.com

RP TNC Male Connector Crimp/Solder Attachment for .400 inch, LMR-400, LMR-400-DB, LMR-400-UF Cable from Fairview Microwave is in-stock and available to ship same-day. All of our RF/microwave products are available off-the-shelf from our ISO 9001:2008 certified facilities in Lewisville, Texas. Fairview Microwave is RF on-demand.

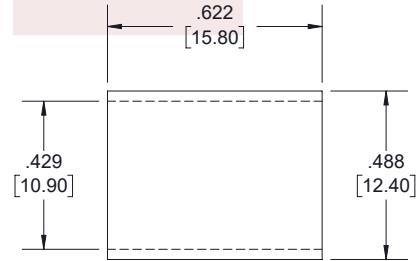
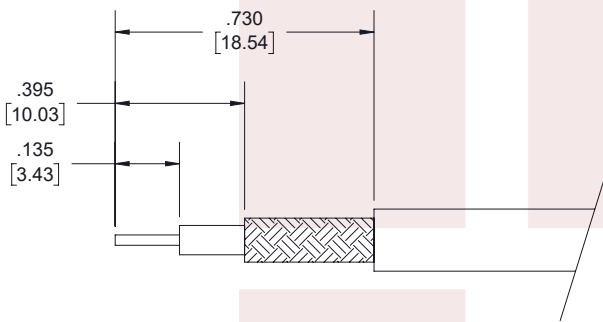
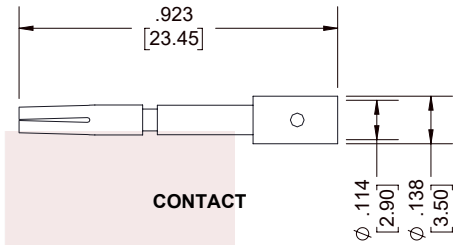
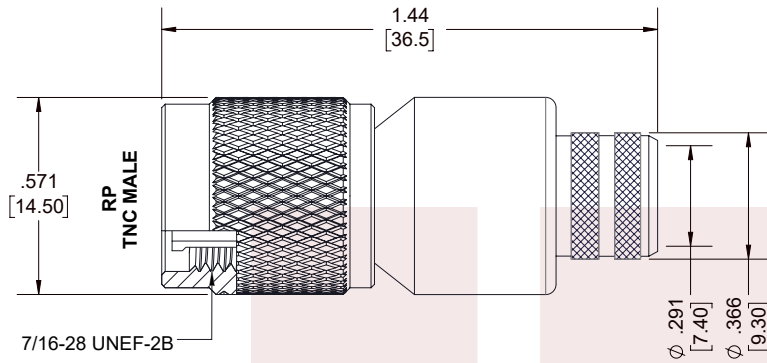
For additional information on this product, please click the following link: [RP TNC Male Connector Crimp/Solder Attachment for .400 inch, LMR-400, LMR-400-DB, LMR-400-UF Cable FMCN1605](#)

URL: <https://www.fairviewmicrowave.com/tnc-male-reverse-polarity-.400-lmr-400-lmr-400-db-lmr-400-uf-connector-fmcn1605-p.aspx>

The information contained in this document is accurate to the best of our knowledge and representative of the part described herein. It may be necessary to make modifications to the part and/or the documentation of the part, in order to implement improvements. Fairview Microwave reserves the right to make such changes as required. Unless otherwise stated, all specifications are nominal. Fairview Microwave does not make any representation or warranty regarding the suitability of the part described herein for any particular purpose, and Fairview Microwave does not assume any liability arising out of the use of any part or documentation.



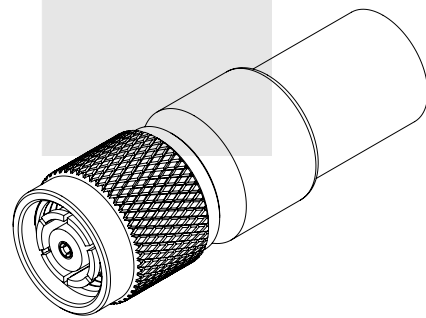
REVISIONS			
REV.	DESCRIPTION	DATE	APPROVED
A	INITIAL RELEASE	3/10/2021	S.ELLIS



STRIPPING DIMENSIONS

NOTES:

- CABLE ATTACHMENT:
 - OUTER: CRIMP.
 - INNER: SOLDER/CRIMP.
- CRIMP SIZE REQUIRED:
 - FERRULE: .429 [10.90] HEX. CRIMP TOOL.
 - CONTACT: .118 [3.00] HEX. CRIMP TOOL.



THESE COMMODITIES, TECHNOLOGY OR SOFTWARE WERE EXPORTED FROM THE UNITED STATES IN ACCORDANCE WITH THE EXPORT ADMINISTRATION REGULATIONS. DIVERSION CONTRARY TO U.S. LAW PROHIBITED.

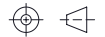
TITLE
RP TNC Male Connector Crimp/Solder Attachment for .400 inch, LMR-400, LMR-400-DB, LMR-400-UF Cable

UNLESS OTHERWISE SPECIFIED LEADING DIMENSIONS ARE INCHES
DIMENSIONS IN [] ARE MILLIMETERS

TOLERANCES: CABLE LENGTH (L) TOLERANCES:

.X = ±.2 [5.08] FRACTIONS L ≤ 12 [305] = +1 [25] / -0
 .XX = ±.02 [.51] ± 1/32 12 [305] < L ≤ 60 [1524] = +2 [51] / -0
 .XXX = ±.005 [.13] ANGLES ± 1° 60 [1524] < L ≤ 120 [3048] = +4 [102] / -0
 120 [3048] < L ≤ 300 [7620] = +6 [152] / -0
 300 [7620] < L = +5%L / -0

THIRD-ANGLE PROJECTION



THE INFORMATION AND DESIGN IN THIS DOCUMENT IS THE PROPERTY OF FAIRVIEW MICROWAVE CORPORATION. ALL RIGHTS RESERVED.

SHEET 1 OF 1

ALL DIMENSIONS SHOWN ARE FOR REFERENCE ONLY.

SCALE N/A

SIZE A	CAGE CODE 3FKR5	DRAWN BY K.DANG	ITEM NO. FMCN1605	REV A
-----------	--------------------	--------------------	----------------------	----------

T-Rev.D