

Reverse Polarity SMA Male Right Angle Connector Crimp/Solder Attachment for RG188-DS, RG316-DS

RA RP SMA male connector with crimp/solder attachment for RG188-DS and RG316-DS, part number FMCN1884, from Fairview Microwave is in-stock and ships same day. Our reverse polarity male configuration uses a male connector body with a female inner contact receptacle. Its right angle body geometry facilitates connections in tight spaces.

Fairview's RA RP SMA male connector FMCN1884 datasheet specifications and outline drawing are shown in this PDF below. Our extensive offering of RF, microwave and millimeter wave connectors allows designers to configure and customize their signal connections however they like. From providing an I/O for a board design to creating a custom cable assembly configuration, Fairview Microwave has a connector solution to meet your needs. Fairview Microwave also has the expertise to build your custom cable assemblies for you and ship them same-day.

Mechanical Specifications

| | |
|---------------|--------------------|
| Size | |
| Length | 0.61 in [15.49 mm] |
| Width/Dia. | 0.313 in [7.95 mm] |
| Height | 0.83 in [21.08 mm] |
| Weight | 0.013 lbs [5.9 g] |
| Mating Torque | 5 in-lbs [0.57 Nm] |

Material Specifications

| Description | Material | Plating |
|--------------|----------|---------|
| Contact | | Gold |
| Insulation | PTFE | |
| Body | Brass | Nickel |
| Coupling Nut | Brass | Nickel |

Compliance Certifications (see [product page](#) for current document)

Plotted and Other Data

Notes:



Configuration:

- SMA Male Reverse Polarity Connector
- 50 Ohms
- Right Angle Body Geometry
- RG188-DS, RG316-DS Interface Type
- Crimp/Solder Attachment
- 5/16 in Hex

Features:

- Reverse Polarity
- Gold Plated Contact

Applications:

- General Purpose Test
- Custom Cable Assemblies

Fairview Microwave
301 Leora Ln., Suite 100
Lewisville, TX 75056
Tel: 1-800-715-4396 / (972) 649-6678
Fax: (972) 649-6689
www.fairviewmicrowave.com
sales@fairviewmicrowave.com

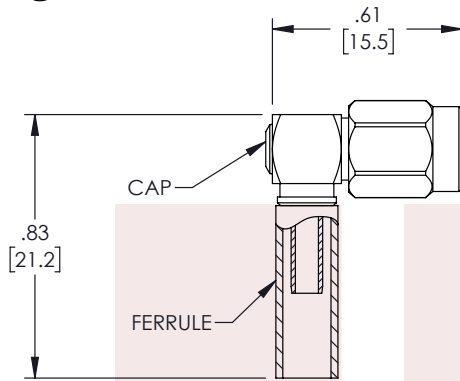
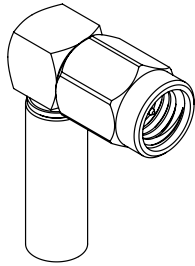
Reverse Polarity SMA Male Right Angle Connector Crimp/Solder Attachment for RG188-DS, RG316-DS from Fairview Microwave is in-stock and available to ship same-day. All of our RF/microwave products are available off-the-shelf from our ISO 9001:2008 certified facilities in Lewisville, Texas. Fairview Microwave is RF on-demand.

For additional information on this product, please click the following link: [Reverse Polarity SMA Male Right Angle Connector Crimp/Solder Attachment for RG188-DS, RG316-DS FMCN1884](#)

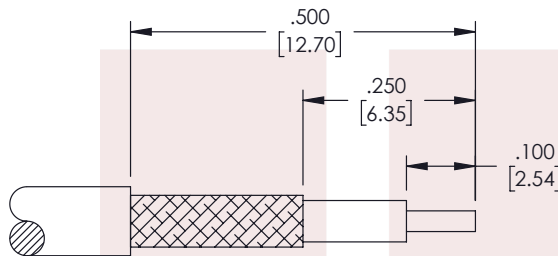
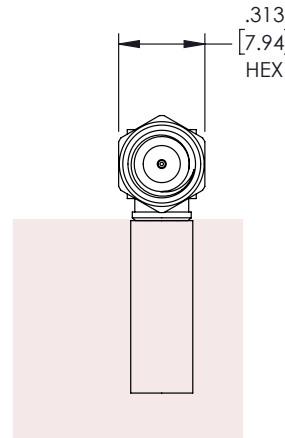
URL: <https://www.fairviewmicrowave.com/sma-male-reverse-polarity-rg188-ds-rg316-ds-connector-fmcn1884-p.aspx>

The information contained in this document is accurate to the best of our knowledge and representative of the part described herein. It may be necessary to make modifications to the part and/or the documentation of the part, in order to implement improvements. Fairview Microwave reserves the right to make such changes as required. Unless otherwise stated, all specifications are nominal. Fairview Microwave does not make any representation or warranty regarding the suitability of the part described herein for any particular purpose, and Fairview Microwave does not assume any liability arising out of the use of any part or documentation.





| REVISIONS | | | |
|-----------|-----------------|------------|----------|
| REV. | DESCRIPTION | DATE | APPROVED |
| A | INITIAL RELEASE | 02/21/2022 | AGANWANI |



STRIPPING DIMENSIONS

ASSEMBLY INSTRUCTIONS

1. STRIP CABLE AS SHOWN AND TIN CENTER CONDUCTOR. SLIDE FERRULE OVER CABLE.
2. INSTALL CABLE INTO BODY OF CONNECTOR AND SOFT SOLDER CENTER CONDUCTOR INTO PLACE.
3. CRIMP FERRULE AND PRESS CAP INTO PLACE.

CRIMP SIZE REQUIRED

CONTACT: SOLDER
FERRULE: .128 [3.25] HEX CRIMP TOOL

THESE COMMODITIES, TECHNOLOGY OR SOFTWARE WERE EXPORTED FROM THE UNITED STATES IN ACCORDANCE WITH THE EXPORT ADMINISTRATION REGULATIONS. DIVERSION CONTRARY TO U.S. LAW PROHIBITED.

TITLE

Reverse Polarity SMA Male Right Angle Connector
Crimp/Solder Attachment for RG188-DS, RG316-DS

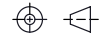
UNLESS OTHERWISE SPECIFIED LEADING DIMENSIONS ARE INCHES
DIMENSIONS IN [] ARE MILLIMETERS

TOLERANCES:

CABLE LENGTH (L) TOLERANCES:

| | | |
|--------------------|-------------|---|
| .X = ±.2 [5.08] | FRACTIONS | L ≤ 12 [305] = +1 [25] / -0 |
| .XX = ±.02 [.51] | ± 1/32 | 12 [305] < L ≤ 60 [1524] = +2 [51] / -0 |
| .XXX = ±.005 [.13] | ANGLES ± 1° | 60 [1524] < L ≤ 120 [3048] = +4 [102] / -0 |
| | | 120 [3048] < L ≤ 300 [7620] = +6 [152] / -0 |
| | | 300 [7620] < L = +5%L / -0 |

THIRD-ANGLE PROJECTION



THE INFORMATION AND DESIGN IN THIS DOCUMENT IS THE PROPERTY OF FAIRVIEW MICROWAVE CORPORATION. ALL RIGHTS RESERVED.

SHEET 1 OF 1

ALL DIMENSIONS SHOWN ARE FOR REFERENCE ONLY.

SCALE N/A

| | | | | |
|-----------|--------------------|-------------------------|----------------------|----------|
| SIZE A | CAGE CODE 3FKR5 | DRAWN BY A.KRESOWSKI | ITEM NO. FMCN1884 | REV A |
|-----------|--------------------|-------------------------|----------------------|----------|

T-Rev.D