

7/16 DIN Male Low PIM Connector Solder Attachment for FM-SR141TB, FM-SR141TBJ, FM-SR141CU-STR, FM-SR141CUTN-COIL Cable

7/16 DIN male connector with solder/solder attachment for FM-SR141TB, FM-SR141TBJ, FM-SR141CU-STR and FM-SR141CUTN-COIL, part number FMCN1922, from Fairview Microwave is in-stock and ships same day. This 7/16 DIN male connector operates up to a maximum frequency of 6 GHz. The 7/16 DIN male connector also has low passive intermodulation (PIM) of -160 dBc.

Fairview's 7/16 DIN male connector FMCN1922 datasheet specifications and outline drawing are shown in this PDF below. Our extensive offering of RF, microwave and millimeter wave connectors allows designers to configure and customize their signal connections however they like. From providing an I/O for a board design to creating a custom cable assembly configuration, Fairview Microwave has a connector solution to meet your needs. Fairview Microwave also has the expertise to build your custom cable assemblies for you and ship them same-day.

Electrical Specifications

Description	Min	Typ	Max	Units
Frequency Range	DC		6	GHz
Passive Intermodulation			-160	dBc
DWV (AC)			1,000	Vrms

Performance by Frequency

Description	F1	F2	F3	F4	F5	Units
Freq. Range	DC to 3	3 to 6				GHz
VSWR, Max	1.15:1	1.25:1				

Mechanical Specifications

Size	
Length	0.87 in [22.1 mm]
Width/Dia.	1 in [25.40 mm]
Height	1 in [25.4 mm]
Weight	0.073 lbs [33.11 g]

Material Specifications

Description	Material	Plating
Contact	Brass	Silver
Insulation	PTFE	
Body	Brass	Tri-Metal
Coupling Nut	Brass	Tri-Metal
O-Ring	Silicone	



Configuration:

- 7/16 DIN Male Connector
- 50 Ohms
- Straight Body Geometry
- FM-SR141TB, FM-SR141TBJ, FM-SR141CU-STR, FM-SR-141CUTN-COIL Interface Type
- Solder/Solder Attachment
- Low PIM Design

Features:

- Operating Frequency of 6 GHz Max.
- PIM levels better than -160 dBc
- Silver Plated Brass Contact

Applications:

- General Purpose Test
- Wireless Communications
- Custom Cable Assemblies
- Low PIM Applications

Fairview Microwave
301 Leora Ln., Suite 100
Lewisville, TX 75056
Tel: 1-800-715-4396 / (972) 649-6678
Fax: (972) 649-6689
www.fairviewmicrowave.com
sales@fairviewmicrowave.com

Environmental Specifications

Temperature

Operating Range -40 to +155 deg C

Compliance Certifications (see [product page](#) for current document)

Plotted and Other Data

Notes:

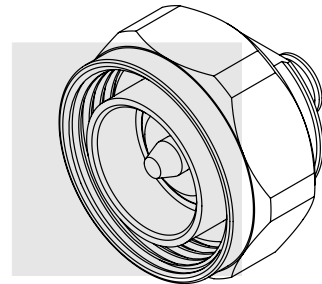
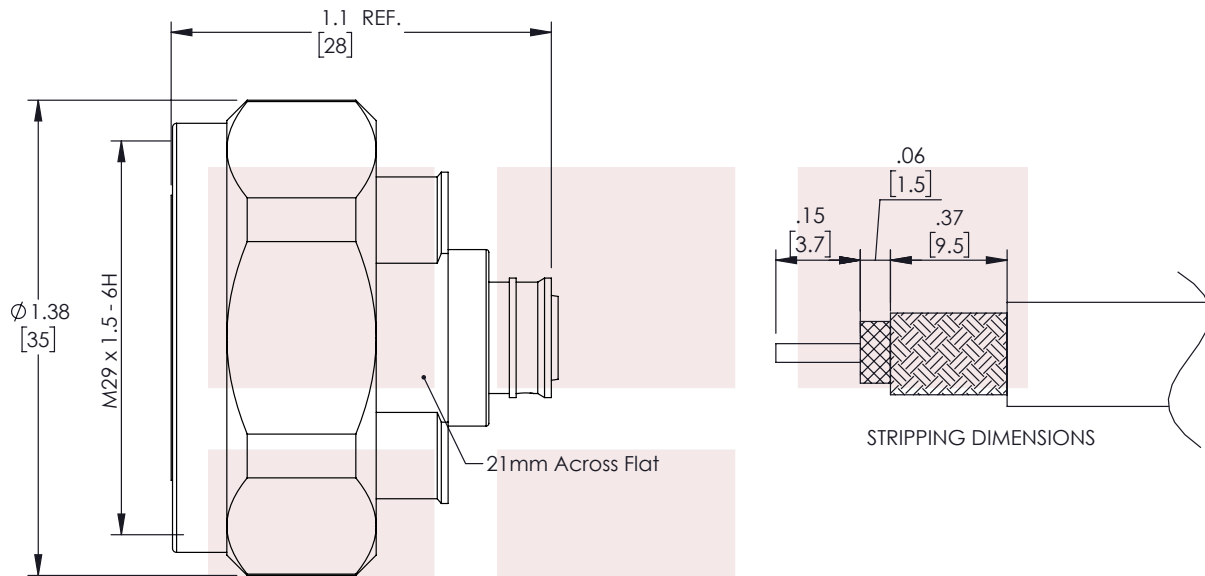
7/16 DIN Male Low PIM Connector Solder Attachment for FM-SR141TB, FM-SR141TBJ, FM-SR141CU-STR, FM-SR141CUTN-COIL Cable from Fairview Microwave is in-stock and available to ship same-day. All of our RF/microwave products are available off-the-shelf from our ISO 9001:2008 certified facilities in Lewisville, Texas. Fairview Microwave is RF on-demand.

For additional information on this product, please click the following link: [7/16 DIN Male Low PIM Connector Solder Attachment for FM-SR141TB, FM-SR141TBJ, FM-SR141CU-STR, FM-SR141CUTN-COIL Cable FMCN1922](#)

URL: <https://www.fairviewmicrowave.com/7-16-din-male-fm-sr141tb-fm-sr141tbj-fm-sr141cu-str-fm-sr141cutn-coil-connector-fmcn1922-p.aspx>

The information contained in this document is accurate to the best of our knowledge and representative of the part described herein. It may be necessary to make modifications to the part and/or the documentation of the part, in order to implement improvements. Fairview Microwave reserves the right to make such changes as required. Unless otherwise stated, all specifications are nominal. Fairview Microwave does not make any representation or warranty regarding the suitability of the part described herein for any particular purpose, and Fairview Microwave does not assume any liability arising out of the use of any part or documentation.

REVISIONS			
REV.	DESCRIPTION	DATE	APPROVED
A	INITIAL RELEASE	8/17/2022	AGANWANI



THESE COMMODITIES, TECHNOLOGY OR SOFTWARE WERE EXPORTED FROM THE UNITED STATES IN ACCORDANCE WITH THE EXPORT ADMINISTRATION REGULATIONS. DIVERSION CONTRARY TO U.S. LAW PROHIBITED.

TITLE

7/16 DIN Male Low PIM Connector Solder Attachment for FM-SR141TB, FM-SR141TBJ, FM-SR141CU-STR, FM-SR141CUTN-COIL Cable

UNLESS OTHERWISE SPECIFIED LEADING DIMENSIONS ARE INCHES
DIMENSIONS IN [] ARE MILLIMETERS

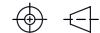
TOLERANCES:

.X = ±.2 [5.08] FRACTIONS ± 1/32
.XX = ±.02 [.51] ANGLES ± 1°
.XXX = ±.005 [.13]

CABLE LENGTH (L) TOLERANCES:

L ≤ 12 [305] = +1 [25] / -0
12 [305] < L ≤ 60 [1524] = +2 [51] / -0
60 [1524] < L ≤ 120 [3048] = +4 [102] / -0
120 [3048] < L ≤ 300 [7620] = +6 [152] / -0
300 [7620] < L = +5%L / -0

THIRD-ANGLE PROJECTION



THE INFORMATION AND DESIGN IN THIS DOCUMENT IS THE PROPERTY OF FAIRVIEW MICROWAVE CORPORATION. ALL RIGHTS RESERVED.

SHEET 1 OF 1

ALL DIMENSIONS SHOWN ARE FOR REFERENCE ONLY.

SCALE

N/A

SIZE A	CAGE CODE 3FKR5	DRAWN BY PSRINIVAS	ITEM NO. FMCN1922	REV A
-----------	--------------------	-----------------------	----------------------	----------

T-Rev.D