

## SHV plug crimp for RG11

SHV plug connector with crimp/solder attachment for RG11, part number FMCN45846, from Fairview Microwave is in-stock and ships same day. This SHV plug connector operates up to a maximum frequency of 300 MHz.

Fairview's SHV plug connector FMCN45846 datasheet specifications and outline drawing are shown in this PDF below. Our extensive offering of RF, microwave and millimeter wave connectors allows designers to configure and customize their signal connections however they like. From providing an I/O for a board design to creating a custom cable assembly configuration, Fairview Microwave has a connector solution to meet your needs. Fairview Microwave also has the expertise to build your custom cable assemblies for you and ship them same-day.

### Electrical Specifications

Description	Min	Typ	Max	Units
Frequency Range	DC		300	MHz
Operating Voltage (AC)			3,500	Vrms
DWV (AC)			5,000	Vrms
Inner Cond. DC Resistance			2	mOhms
Outer Cond. DC Resistance			1.5	mOhms
Insulation Resistance	5,000			MOhms

### Mechanical Specifications

<b>Size</b>	
Length	2.08 in [52.83 mm]
Width/Dia.	0.57 in [14.48 mm]
Height	0.57 in [14.48 mm]
Weight	0.062 lbs [28.12 g]

### Material Specifications

Description	Material	Plating
Contact	Brass	Gold over Nickel over copper
Contact Spring		Tinned Copper
Insulation	Teflon	
Body	Brass	Tinned Copper
Coupling Nut	Brass	Tinned Copper
Gasket	Silicon	
Crimp Sleeve	Brass	Tinned Copper
Washer	Brass	Tinned Copper BNC3100-6/W

### Environmental Specifications

<b>Temperature</b>	
Operating Range	-65 to +165 deg C



### Configuration:

- SHV Plug Connector
- MIL-STD-348B
- 50 Ohms
- Straight Body Geometry
- RG11 Interface Type
- Crimp/Solder Attachment

### Features:

- Operating Frequency of 300 MHz Max.
- Gold over Nickel over copper Plated Brass Contact

### Applications:

- General Purpose Test
- Custom Cable Assemblies

Fairview Microwave  
 301 Leora Ln., Suite 100  
 Lewisville, TX 75056  
 Tel: 1-800-715-4396 / (972) 649-6678  
 Fax: (972) 649-6689  
[www.fairviewmicrowave.com](http://www.fairviewmicrowave.com)  
[sales@fairviewmicrowave.com](mailto:sales@fairviewmicrowave.com)

Thermal Shock

MIL-STD-202, Method 107, Condition B

**Compliance Certifications** (see [product page](#) for current document)

### Plotted and Other Data





Notes:

SHV plug crimp for RG11 from Fairview Microwave is in-stock and available to ship same-day. All of our RF/microwave products are available off-the-shelf from our ISO 9001:2008 certified facilities in Lewisville, Texas. Fairview Microwave is RF on-demand.

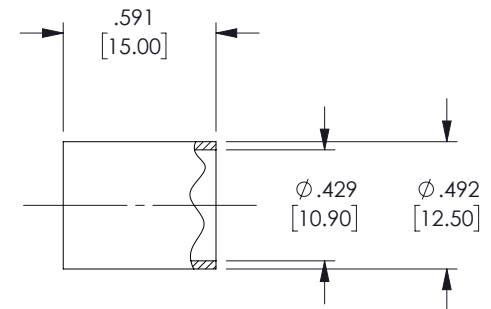
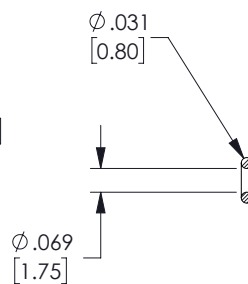
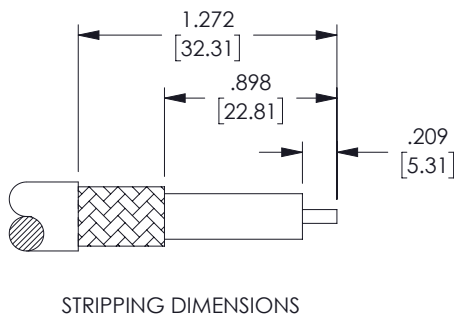
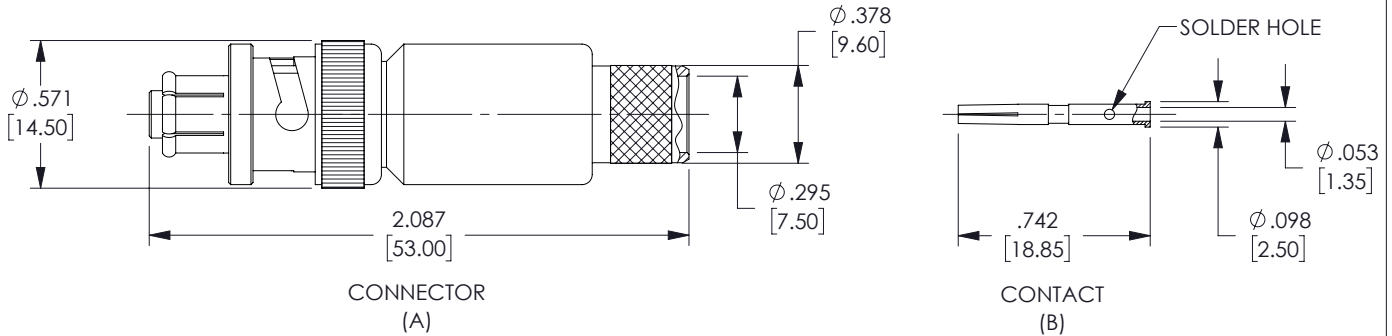
For additional information on this product, please click the following link: [SHV plug crimp for RG11 FMCN45846](#)

URL: <https://www.fairviewmicrowave.com/shv-plug-rg11-connector-fmcn45846-p.aspx>

The information contained in this document is accurate to the best of our knowledge and representative of the part described herein. It may be necessary to make modifications to the part and/or the documentation of the part, in order to implement improvements. Fairview Microwave reserves the right to make such changes as required. Unless otherwise stated, all specifications are nominal. Fairview Microwave does not make any representation or warranty regarding the suitability of the part described herein for any particular purpose, and Fairview Microwave does not assume any liability arising out of the use of any part or documentation.



REVISIONS			
REV.	DESCRIPTION	DATE	APPROVED
A	INITIAL RELEASE	09/13/2022	AGANWANI



**CRIMP SIZE REQUIRED**

CONTACT: SOLDER

FERRULE: .421 [10.7] HEX CRIMP TOOL

**GASKET (C)**

**FERRULE (D)**

**ASSEMBLY INSTRUCTIONS:**

1. STRIP THE CABLE AS SHOWN. DO NOT NICK CENTER CONDUCTOR.
2. SLIDE THE FERRULE (D) OVER THE CABLE JACKET.
3. PLACE THE GASKET (C) AND THEN THE CONTACT (B) ONTO THE CENTER CONDUCTOR. SOLDER CONTACT TO CENTER CONDUCTOR.
4. LOOSEN THE CABLE BRAID, THEN SLIDE THE CONNECTOR (A) INTO PLACE. THE CABLE BRAID MUST OVERLAP THE KNURLED SECTION AT THE REAR END OF THE CONNECTOR (A).
5. SLIDE THE FERRULE (D) OVER THE CABLE BRAID AND CRIMP IN PLACE.

THESE COMMODITIES, TECHNOLOGY OR SOFTWARE WERE EXPORTED FROM THE UNITED STATES IN ACCORDANCE WITH THE EXPORT ADMINISTRATION REGULATIONS. DIVERSION CONTRARY TO U.S. LAW PROHIBITED.

TITLE

UNLESS OTHERWISE SPECIFIED LEADING DIMENSIONS ARE INCHES  
DIMENSIONS IN [ ] ARE MILLIMETERS

TOLERANCES: CABLE LENGTH (L) TOLERANCES:

.X = ±.2 [5.08]	FRACTIONS	L ≤ 12 [305] = +1 [25] / -0
.XX = ±.02 [51]	± 1/32	12 [305] < L ≤ 60 [1524] = +2 [51] / -0
.XXX = ±.005 [13]	ANGLES ± 1°	60 [1524] < L ≤ 120 [3048] = +4 [102] / -0
		120 [3048] < L ≤ 300 [7620] = +6 [152] / -0
		300 [7620] < L = +5%L / -0

THIRD-ANGLE PROJECTION



THE INFORMATION AND DESIGN IN THIS DOCUMENT IS THE PROPERTY OF FAIRVIEW MICROWAVE CORPORATION. ALL RIGHTS RESERVED.

SHEET 1 OF 1

ALL DIMENSIONS SHOWN ARE FOR REFERENCE ONLY.

SCALE N/A

SIZE A	CAGE CODE 3FKR5	DRAWN BY AKRESOWSK	ITEM NO. FMCN45846	REV A
-----------	--------------------	-----------------------	-----------------------	----------

T-Rev.D