

TNC Male (Plug) Connector Clamp/Solder Attachment for RG55, RG58, RG142, RG223, RG400, LMR-195, LMR-195-FR, LMR-195-UF Cable



FMCN5264

Configuration

- TNC Male Connector
- MIL-STD-348A
- 50 Ohms
- Straight Body Geometry
- Connector Interface Types: RG55, RG58, RG142, RG223, RG400, LMR-195, LMR-195-FR, LMR-195-UF

Features

- Operating Frequency of 6 GHz Max.
- Good VSWR of 1.5:1
- Gold Plated Brass Contact

Applications

- General Purpose Test
- Custom Cable Assemblies

Description

TNC Male Standard Connector Clamp/Solder Attachment for RG55, RG58, RG142, RG223, RG400, LMR-195, LMR-195-FR and LMR-195-UF Cable, part number FMCN5264, from Fairview Microwave is in-stock and ships same day. This TNC male connector operates up to a maximum frequency of 6 GHz and offers good VSWR of 1.5:1.

Fairview's TNC male connector FMCN5264 datasheet specifications and outline drawing are shown in this PDF below. Our extensive offering of RF, microwave and millimeter wave connectors allows designers to configure and customize their signal connections however they like. From providing an I/O for a board design to creating a custom cable assembly configuration, Fairview Microwave has a connector solution to meet your needs. Fairview Microwave also has the expertise to build your custom cable assemblies for you and ship them same-day.

Electrical Specifications

| Description | Minimum | Typical | Maximum | Units |
|------------------------|---------|---------|---------|-------|
| Frequency Range | DC | | 6 | GHz |
| VSWR | | | 1.5:1 | |
| Operating Voltage (AC) | | | 500 | Vrms |
| Impedance | | 50 | | Ohms |

Mechanical Specifications

Size

- Length 1.06 in [26.92 mm]
- Width 0.571 in [14.5 mm]
- Height 0.571 in [14.5 mm]
- Weight 0.046 lbs [20.87 g]

TNC Male (Plug) Connector Clamp/Solder Attachment
for RG55, RG58, RG142, RG223, RG400, LMR-
195, LMR-195-FR, LMR-195-UF Cable



FMCN5264

Material Specifications

| Description | Material | Plating |
|--------------|----------|---------------------------|
| Contact | Brass | Gold |
| Insulation | PTFE | |
| Body | Brass | Nickel 100 µin minimum |
| Coupling Nut | Brass | Nickel 100 µin minimum |

Environmental Specifications

| | |
|---------------------------------------|-------------------|
| Temperature Operating Range | -65 to +165 deg C |
|---------------------------------------|-------------------|

Compliance Certifications (see [product page](#) for current document)

Plotted and Other Data

Notes:

TNC Male (Plug) Connector Clamp/Solder Attachment
for RG55, RG58, RG142, RG223, RG400, LMR-
195, LMR-195-FR, LMR-195-UF Cable

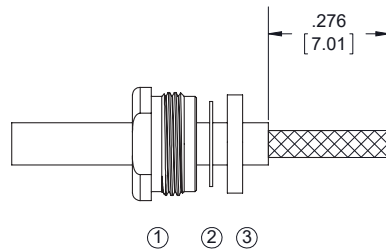


FMCN5264

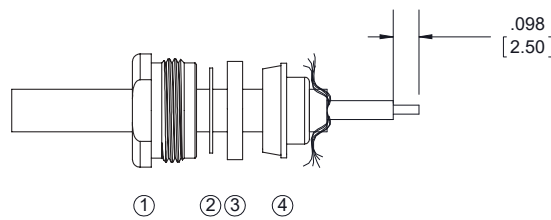
Assembly Instruction

ASSEMBLY PROCEDURES

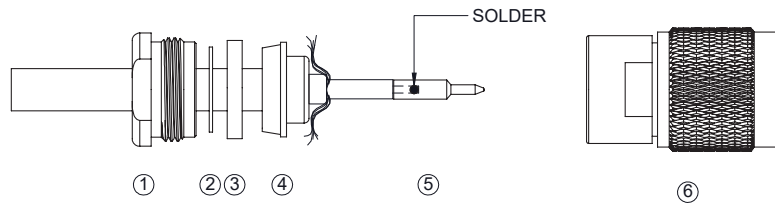
1. SLIDE CLAMP NUT ①, THINNER WASHER ② & GASKET ③ OVER CABLE. STRIP CABLE AS SHOWN. DO NOT NICK BRAID WHILE CUTTING JACKET. TAPER END OF BRAID TO PERMIT ASSEMBLY OF CLAMP.



2. SLIDE BRAID CLAMP ④ OVER BRAID & SEAT AGAINST CABLE. FORM BRAID OVER CLAMP NUT. TRIM BRAID BACK TO SHOULDER. CUT DIELECTRIC & CENTER CONDUCTOR TO DIMENSION SHOWN. DO NOT NICK CENTER CONDUCTOR.



3. SOLDER CONTACT ⑤ TO CENTER CONDUCTOR. REMOVE EXCESS SOLDER. DO NOT OVER HEAT DIELECTRIC. INSERT CABLE ASSEMBLY INTO BODY ⑥ & TIGHTEN.



TNC Male (Plug) Connector Clamp/Solder Attachment for RG55, RG58, RG142, RG223, RG400, LMR-195, LMR-195-FR, LMR-195-UF Cable



FMCN5264

TNC Male (Plug) Connector Clamp/Solder Attachment for RG55, RG58, RG142, RG223, RG400, LMR-195, LMR-195-FR, LMR-195-UF Cable from Fairview Microwave is in-stock and available to ship same-day. All of our RF/microwave products are available off-the-shelf from our ISO 9001:2008 certified facilities in Lewisville, Texas. Fairview Microwave is RF on-demand.

For additional information on this product, please click the following link: [TNC Male \(Plug\) Connector Clamp/Solder Attachment for RG55, RG58, RG142, RG223, RG400, LMR-195, LMR-195-FR, LMR-195-UF Cable FMCN5264](#)

URL: <https://www.fairviewmicrowave.com/tnc-male-rg55-rg58-rg142-rg223-rg400-lmr-195-lmr-195-fr-lmr-195-uf-connector-fmcn5264-p.aspx>

The information contained within this document is accurate to the best of our knowledge and representative of the part described herein. It may be necessary to make modifications to the part and/or the documentation of the part in order to implement improvements. Fairview Microwave reserves the right to make such changes as required. Unless otherwise stated, all specifications are nominal. Fairview Microwave does not make any representation or warranty regarding the suitability of the part described herein for any particular purpose, and Fairview Microwave does not assume liability arising out of the use of any part or document.

FMCN5264 CAD Drawing

TNC Male (Plug) Connector Clamp/Solder Attachment for RG55, RG58, RG142, RG223, RG400, LMR-195, LMR-195-FR, LMR-195-UF Cable

