

SMA Female High Power Circulator With 20 dB Isolation From 7 GHz to 12.4 GHz And 50 Watts

The FMCR1008 is a high power circulator offering a forward and reverse power rating of 50 watts over an operational frequency band of 7 to 12.4 GHz. This coaxial part uses SMA female connectors on all ports and has a minimum of 20 dB of isolation.

Fairview Microwave offers a wide variety of circulators to fit your needs. These unique devices enable two signals to use one channel. The classic use of this three port device is for the line/coax between an antenna and a transceiver, allowing the receive signal to come from the antenna (port 1) to the receiver (port 2) while the transmit signal goes from the transmitter (port 3) to the antenna (port 1). An isolator can be created by terminating one port into a matched load. These components can be used in antenna transmitting and receiving, radar, amplifier systems and anything that requires isolation from a signal reflection and the ability to send signals in opposite directions down a single channel. These circulators feature excellent insertion loss, high isolation and reliability, low VSWR, and a wide dynamic temperature range.



Features:

- Forward Power of 50 watts
- Frequency Range of 7 to 12.4 GHz
- Female SMA Connectors
- VSWR of 1.25:1
- Isolation of 20 dB

Applications:

- Radar Systems
- Military
- Wireless Radio Systems
- Telecom Infrastructure
- Communication Systems
- R&D Labs
- Microwave Radio Systems

Electrical Specifications

Description	Min	Typ	Max	Units
Frequency Range	7		12.4	GHz
Insertion Loss			0.6	dB
Isolation	20			dB
VSWR			1.25:1	
Forward Power, CW			50	Watts
Forward Power, Peak			50	Watts
Reverse Power, CW			50	Watts

Electrical Specification Notes:
Values at 25°C, sea level.

Mechanical Specifications

Size	
Length	1 in [25.4 mm]
Width	0.63 in [16 mm]
Height	1 in [25.4 mm]
Weight	0.1046 lbs [47.45 g]

Configuration

Design	Single Junction
Connector 1	SMA Female
Connector 2	SMA Female
Connector 3	SMA Female

Environmental Specifications

Temperature	
Operating Range	0 to +50 deg C

Compliance Certifications (visit www.FairviewMicrowave.com for current document)

RoHS Compliant	Yes
REACH Compliant	12/17/2015

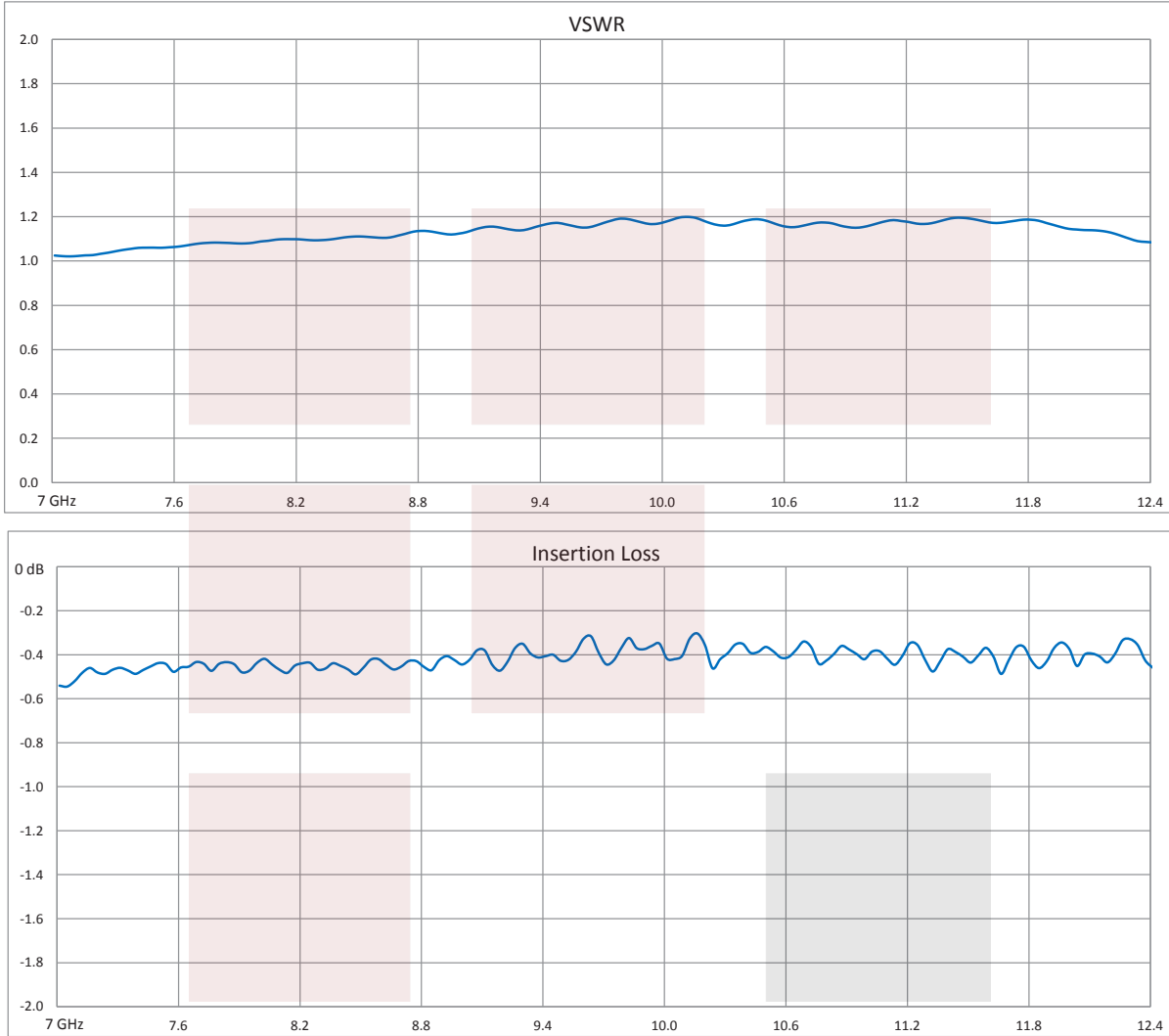
Fairview Microwave
1130 Junction Dr. #100
Allen, TX 75013
Tel: 1-800-715-4396 / (972) 649-6678
Fax: (972) 649-6689
www.fairviewmicrowave.com
sales@fairviewmicrowave.com

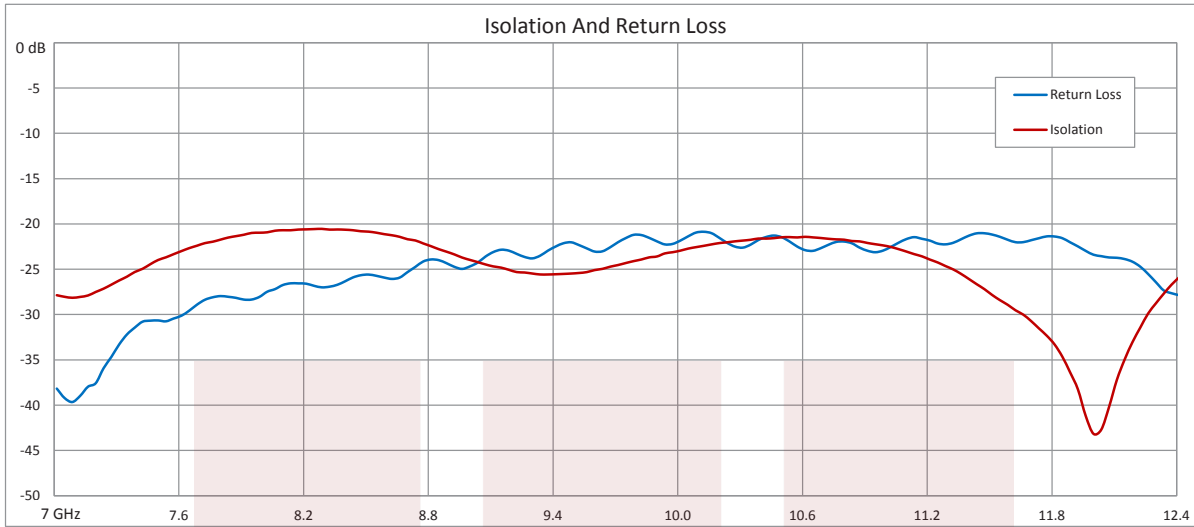
Plotted and Other Data

Notes:

- Values at 25°C, sea level.

Typical Performance Data



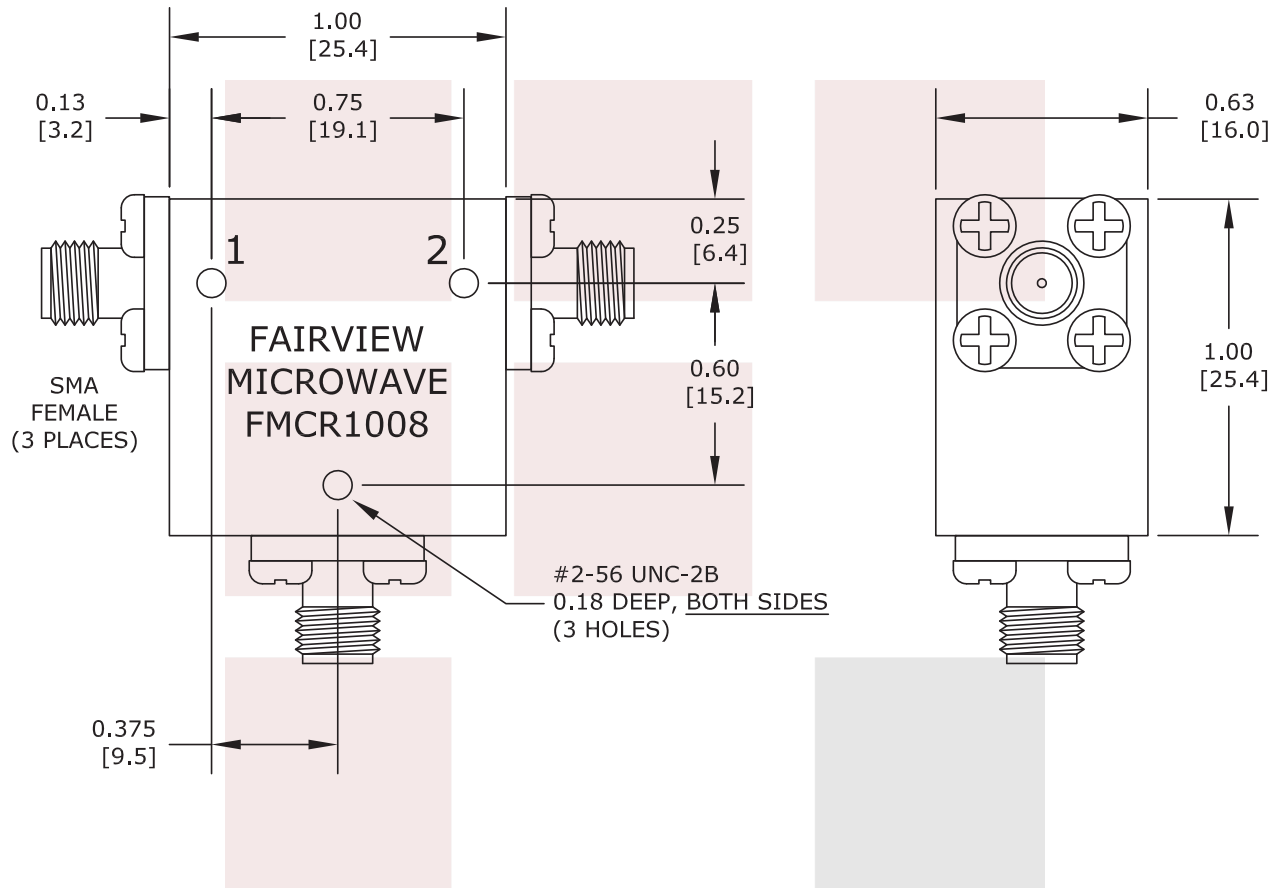


SMA Female High Power Circulator With 20 dB Isolation From 7 GHz to 12.4 GHz And 50 Watts from Fairview Microwave is in-stock and available to ship same-day. All of our RF/microwave products are available off-the-shelf from our ISO 9001:2008 certified facilities in Allen, Texas. Fairview Microwave is RF on-demand.

For additional information on this product, please click the following link: [SMA Female High Power Circulator With 20 dB Isolation From 7 GHz to 12.4 GHz And 50 Watts FMCR1008](#)

URL: <http://www.fairviewmicrowave.com/sma-female-high-power-circulator-20db-isolation-12.4-ghz-50-watts-fm-cr1008-p.aspx>

The information contained in this document is accurate to the best of our knowledge and representative of the part described herein. It may be necessary to make modifications to the part and/or the documentation of the part, in order to implement improvements. Fairview Microwave reserves the right to make such changes as required. Unless otherwise stated, all specifications are nominal. Fairview Microwave does not make any representation or warranty regarding the suitability of the part described herein for any particular purpose, and Fairview Microwave does not assume any liability arising out of the use of any part or documentation.



FAIRVIEW MICROWAVE INC. ALLEN, TX 75013 WWW.FAIRVIEWMICROWAVE.COM		NOTES: 1. UNLESS OTHERWISE SPECIFIED ALL DIMENSIONS ARE NOMINAL. 2. ALL SPECIFICATIONS ARE SUBJECT TO CHANGE WITHOUT NOTICE AT ANY TIME. 3. DIMENSIONS ARE IN INCHES [mm].			
TITLE SMA Female High Power Circulator With 20 dB Isolation From 7 GHz to 12.4 GHz And 50 Watts		DWG NO FMCR1008		CAGE CODE 3FKR5	
CAD FILE	020116	SHEET	SCALE	N/A	SIZE A 2233