

### 3 Way Power Divider N Connectors Wilkinson From 698 MHz to 2.7 GHz Rated at 30 Watts

The FMDV1034 is a 3 way Wilkinson Power Divider with N Type Female connectors rated to 30 watts CW. Low Passive Intermodulation (PIM) of -155 dBc with an Insertion loss as low as 0.45 dB.

Fairview Microwave's family of Low PIM Power Dividers are designed without solder joints and a unique construction allows for exceptional performance within the 698 to 2,700 MHz frequency range. They are offered in a range of output port options to allow flexibility in the design of your DAS system. Especially designed and manufactured for the rigors of low PIM systems, this family of Tappers is rated at an average power of 300 watts CW, and have PIM performance of -160 dBc or better. They can be used indoor or outdoor as they meet the moisture requirements of IP67. They are available in four different connector types: N, DIN 7-16, 4.3-10, and Mini DIN 4.1/9.5.

#### Electrical Specifications

Design	Wilkinson
Number of Output Ports	3

Description	Min	Typ	Max	Units
Frequency Range	0.698		2.7	GHz
Impedance		50		Ohms
Passive Intermodulation 2 x 43 dBm carrier			-155	dBc
Input Power (CW)			30	Watts
Reverse Power (CW)			0.4	Watts

#### Specifications by Frequency

Description	F1	F2	F3	F4	F5	Units
Freq. Range	0.698-2.2	2.2-2.7				GHz
In VSWR, Max	1.35:1	1.5:1				
Out VSWR, Max	1.3:1	1.3:1				
IL, Max	0.45	0.7				dB
Isolation, Min	20	17				dB

#### Mechanical Specifications

Weight	0.8562 lbs [388.37 g]
Housing Material and Plating	Aluminum, Chem Film

#### Configuration

Package Type	Connectorized
Input Connector	N Female
Output Connectors	N Female
Ingress Protection (IP) Rating	IP67



#### Features:

- Low PIM (-155 dBc)
- High Power 30 watt CW Rating
- 698 to 2,700 MHz
- N Type Female Connector
- Mounting Bracket

#### Applications:

- Indoor/Outdoor Use (IP67)
- Base Station
- 4G/LTE/AWS/PCS/PMR/UMTS/TETRA/WiFi
- Distributed Antenna Systems (DAS)
- Wireless Infrastructure

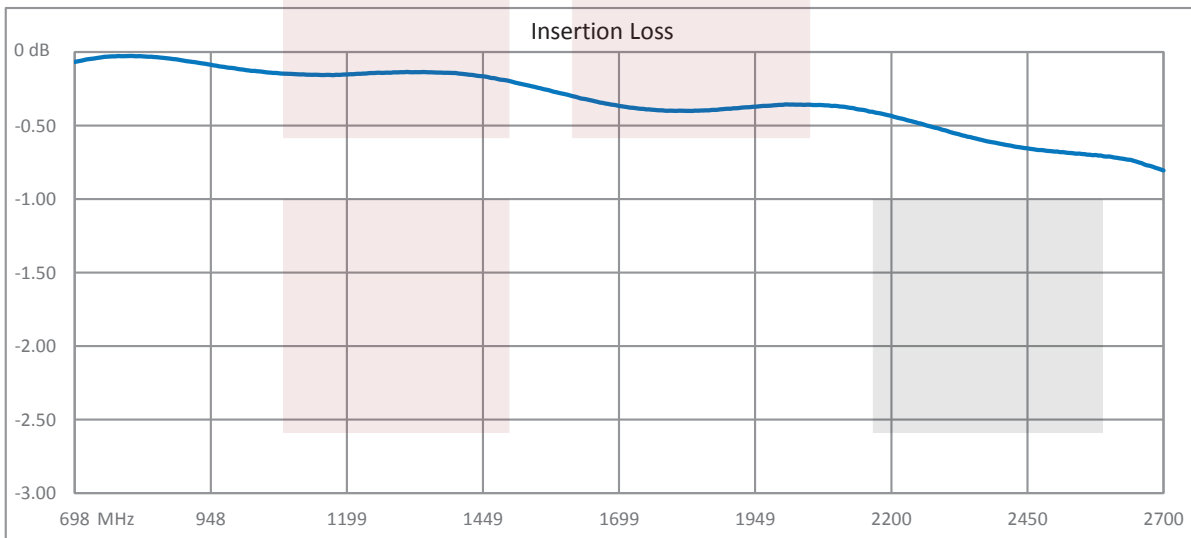
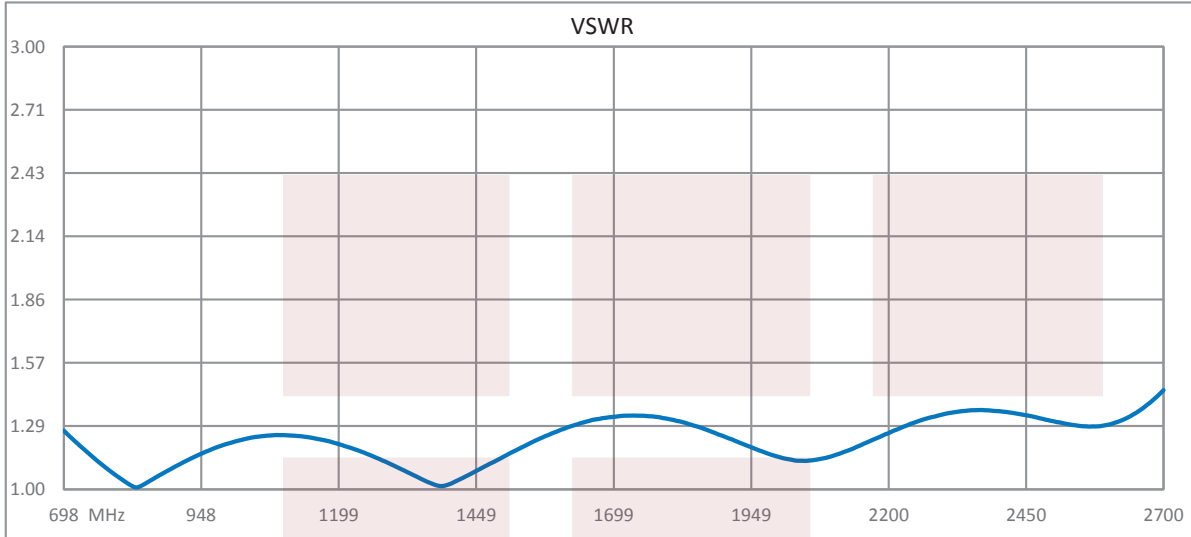
Fairview Microwave  
 1130 Junction Dr. #100  
 Allen, TX 75013  
 Tel: 1-800-715-4396 / (972) 649-6678  
 Fax: (972) 649-6689  
[www.fairviewmicrowave.com](http://www.fairviewmicrowave.com)  
[sales@fairviewmicrowave.com](mailto:sales@fairviewmicrowave.com)

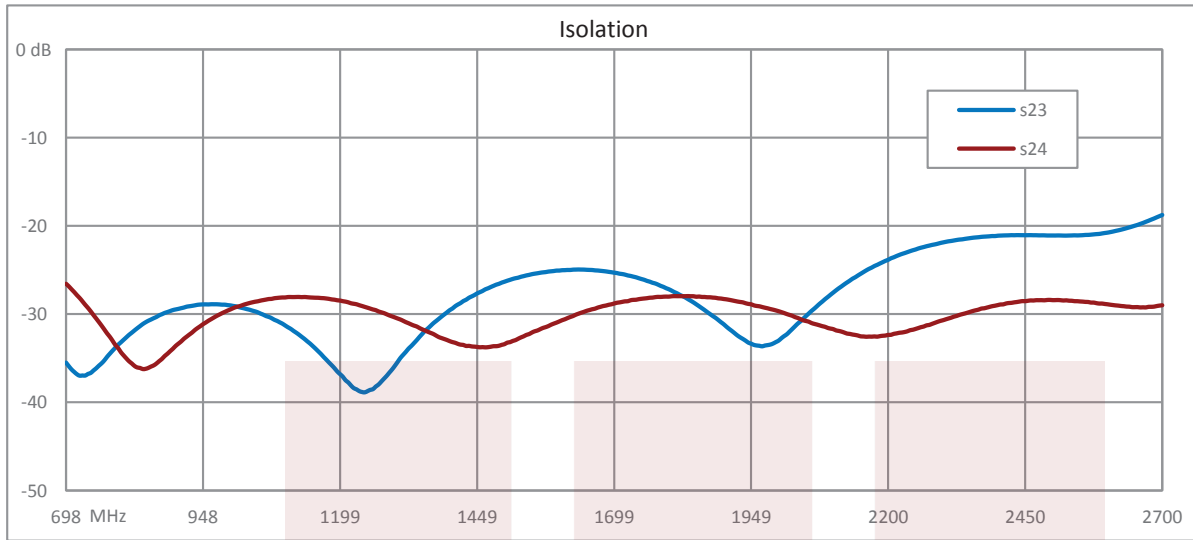
**Compliance Certifications** (see [product page](#) for current document)

**Plotted and Other Data**

Notes:

**Typical Performance Data**



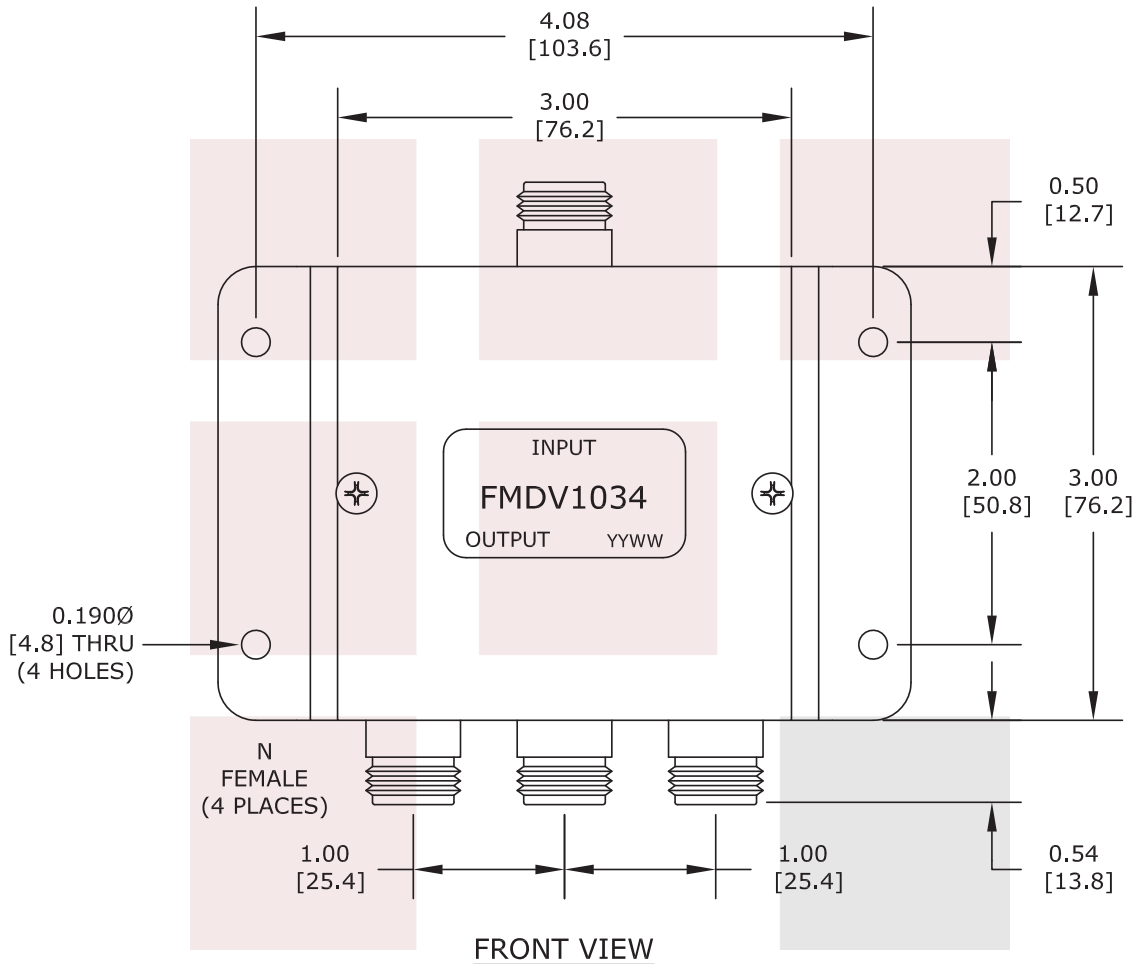


3 Way Power Divider N Connectors Wilkinson From 698 MHz to 2.7 GHz Rated at 30 Watts from Fairview Microwave is in-stock and available to ship same-day. All of our RF/microwave products are available off-the-shelf from our ISO 9001:2008 certified facilities in Allen, Texas. Fairview Microwave is RF on-demand.

For additional information on this product, please click the following link: [3 Way Power Divider N Connectors Wilkinson From 698 MHz to 2.7 GHz Rated at 30 Watts FMDV1034](https://www.fairviewmicrowave.com/3-way-power-divider-n-wilkinson-2.7-ghz-30-watts-fmdv1034-p.aspx)

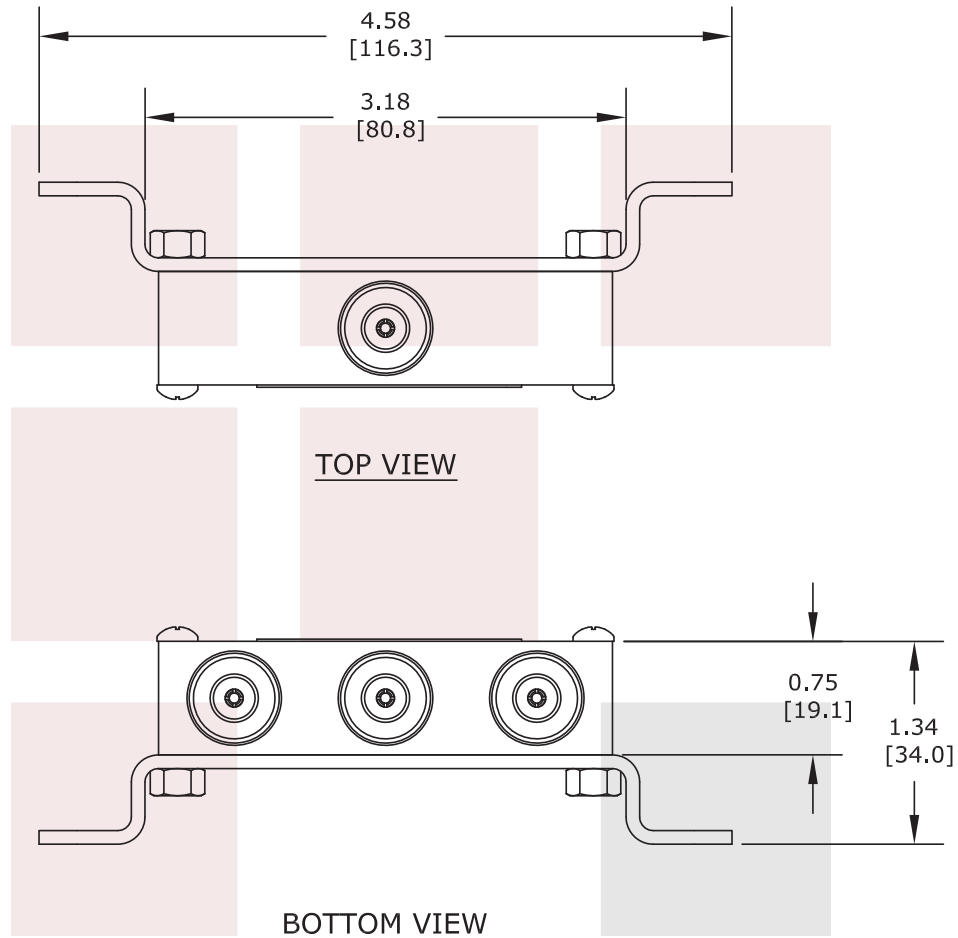
URL: <https://www.fairviewmicrowave.com/3-way-power-divider-n-wilkinson-2.7-ghz-30-watts-fmdv1034-p.aspx>

The information contained in this document is accurate to the best of our knowledge and representative of the part described herein. It may be necessary to make modifications to the part and/or the documentation of the part, in order to implement improvements. Fairview Microwave reserves the right to make such changes as required. Unless otherwise stated, all specifications are nominal. Fairview Microwave does not make any representation or warranty regarding the suitability of the part described herein for any particular purpose, and Fairview Microwave does not assume any liability arising out of the use of any part or documentation.



TOLERANCES:  
 HOLE TOLERANCE: X.XXX ±.003  
 LENGTH TOLERANCE: X.XXX ±.010  
 LENGTH TOLERANCE: X.XX ±.03

<b>FAIRVIEW MICROWAVE INC.</b> ALLEN, TX 75013 WWW.FAIRVIEWMICROWAVE.COM		NOTES: 1. UNLESS OTHERWISE SPECIFIED ALL DIMENSIONS ARE NOMINAL. 2. ALL SPECIFICATIONS ARE SUBJECT TO CHANGE WITHOUT NOTICE AT ANY TIME. 3. DIMENSIONS ARE IN INCHES [mm].			
TITLE 3 Way Power Divider N Connectors Wilkinson From 698 MHz to 2.7 GHz Rated at 30 Watts		DWG NO FMDV1034		CAGE CODE 3FKR5	
CAD FILE	082216	SHEET	SCALE	N/A	SIZE A 2233



**TOLERANCES:**  
 HOLE TOLERANCE: X.XXX ±.003  
 LENGTH TOLERANCE: X.XXX ±.010  
 LENGTH TOLERANCE: X.XX ±.03

<b>FAIRVIEW MICROWAVE INC.</b> ALLEN, TX 75013 WWW.FAIRVIEWMICROWAVE.COM		NOTES: 1. UNLESS OTHERWISE SPECIFIED ALL DIMENSIONS ARE NOMINAL. 2. ALL SPECIFICATIONS ARE SUBJECT TO CHANGE WITHOUT NOTICE AT ANY TIME. 3. DIMENSIONS ARE IN INCHES [mm].			
TITLE 3 Way Power Divider N Connectors Wilkinson From 698 MHz to 2.7 GHz Rated at 30 Watts		DWG NO <b>FMDV1034</b>		CAGE CODE <b>3FKR5</b>	
		CAD FILE 082216	SHEET	SCALE N/A	SIZE A