

4 Way Power Divider N Connectors Wilkinson From 698 MHz to 2.7 GHz Rated at 30 Watts

The FMDV1036 is a 4 way Wilkinson Power Divider with N Type Female connectors rated to 30 watts CW. Low Passive Intermodulation (PIM) of -155 dBc with an Insertion loss as low as 1.4 dB.

Fairview Microwave's family of Low PIM Power Dividers are designed without solder joints and a unique construction allows for exceptional performance within the 698 to 2,700 MHz frequency range. They are offered in a range of output port options to allow flexibility in the design of your DAS system. Especially designed and manufactured for the rigors of low PIM systems, this family of Tappers is rated at an average power of 300 watts CW, and have PIM performance of -160 dBc or better. They can be used indoor or outdoor as they meet the moisture requirements of IP67. They are available in four different connector types: N, DIN 7-16, 4.3-10, and Mini DIN 4.1/9.5.



Features:

- Low PIM (-155 dBc)
- High Power 30 watt CW Rating
- 698 to 2,700 MHz
- N Type Female Connector
- Mounting Bracket

Applications:

- Indoor/Outdoor Use (IP67)
- Base Station
- 4G/LTE/AWS/PCS/PMR/UMTS/TETRA/WiFi
- Distributed Antenna Systems (DAS)
- Wireless Infrastructure

Electrical Specifications

Design	Wilkinson			
Number of Output Ports	4			
Description	Min	Typ	Max	Units
Frequency Range	0.698		2.7	GHz
Impedance		50		Ohms
Input VSWR		1.3:1		
Output VSWR		1.3:1		
Insertion Loss		1.4		dB
Isolation	20			dB
Passive Intermodulation 2 x 43 dBm carrier			-155	dBc
Input Power (CW)			30	Watts
Reverse Power (CW)			1	Watts

Mechanical Specifications

Weight	1.044 lbs [473.55 g]
Housing Material and Plating	Aluminum, Chem Film
Configuration	
Package Type	Connectorized
Input Connector	N Female
Output Connectors	N Female
Ingress Protection (IP) Rating	IP67

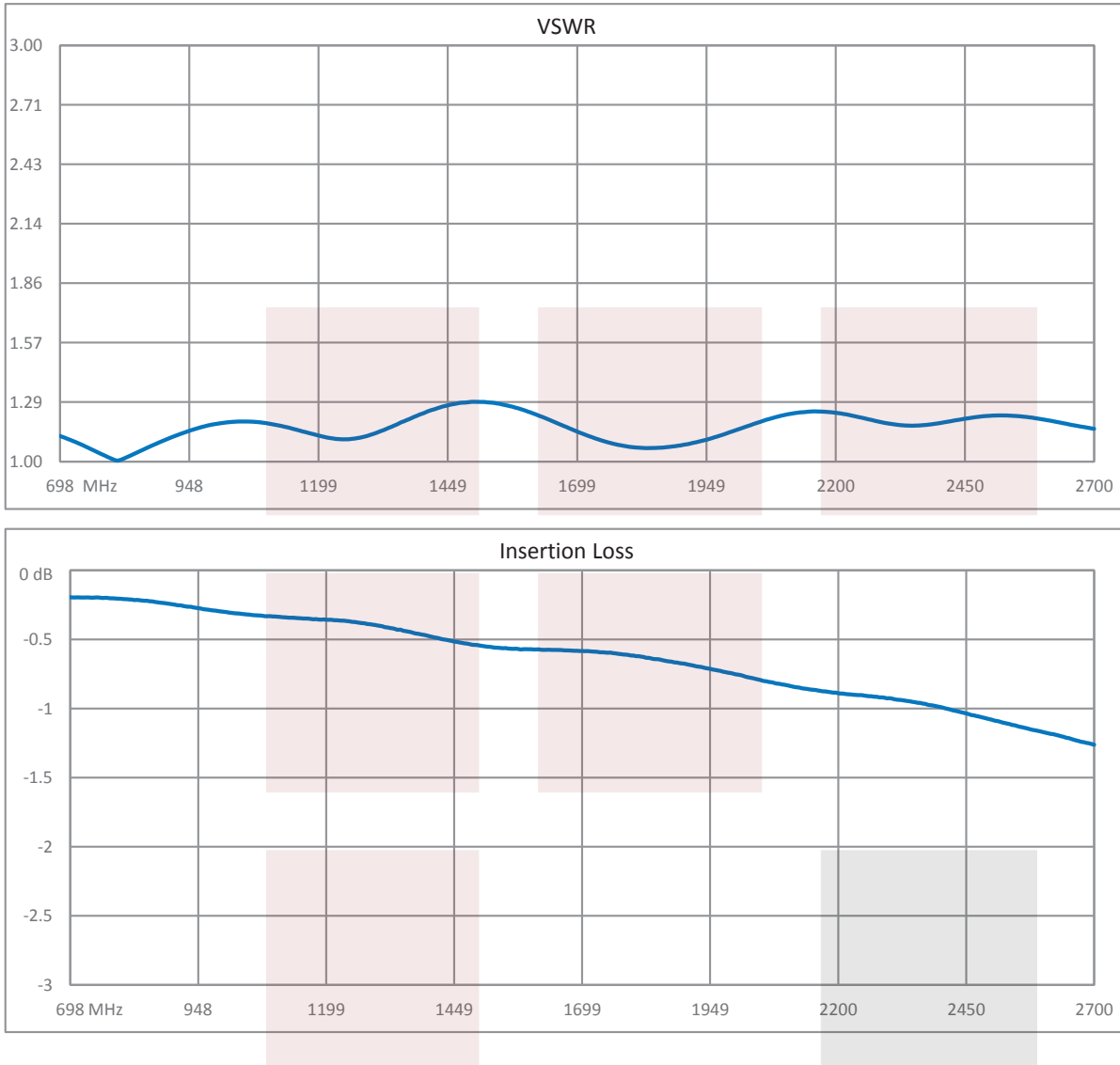
Compliance Certifications (see [product page](#) for current document)

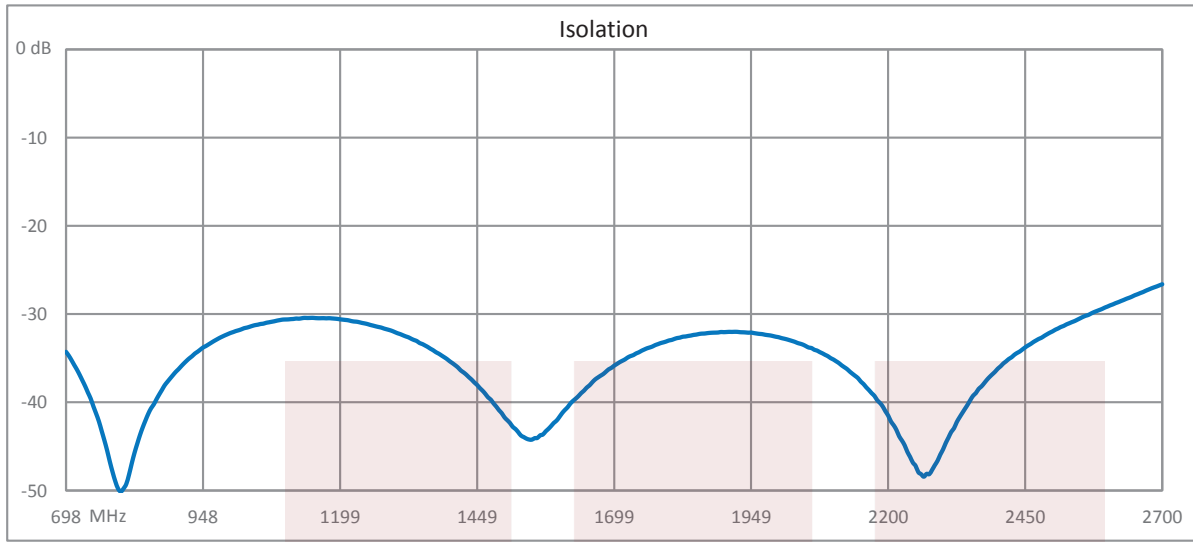
Plotted and Other Data

Notes:

Fairview Microwave
 1130 Junction Dr. #100
 Allen, TX 75013
 Tel: 1-800-715-4396 / (972) 649-6678
 Fax: (972) 649-6689
www.fairviewmicrowave.com
sales@fairviewmicrowave.com

Typical Performance Data



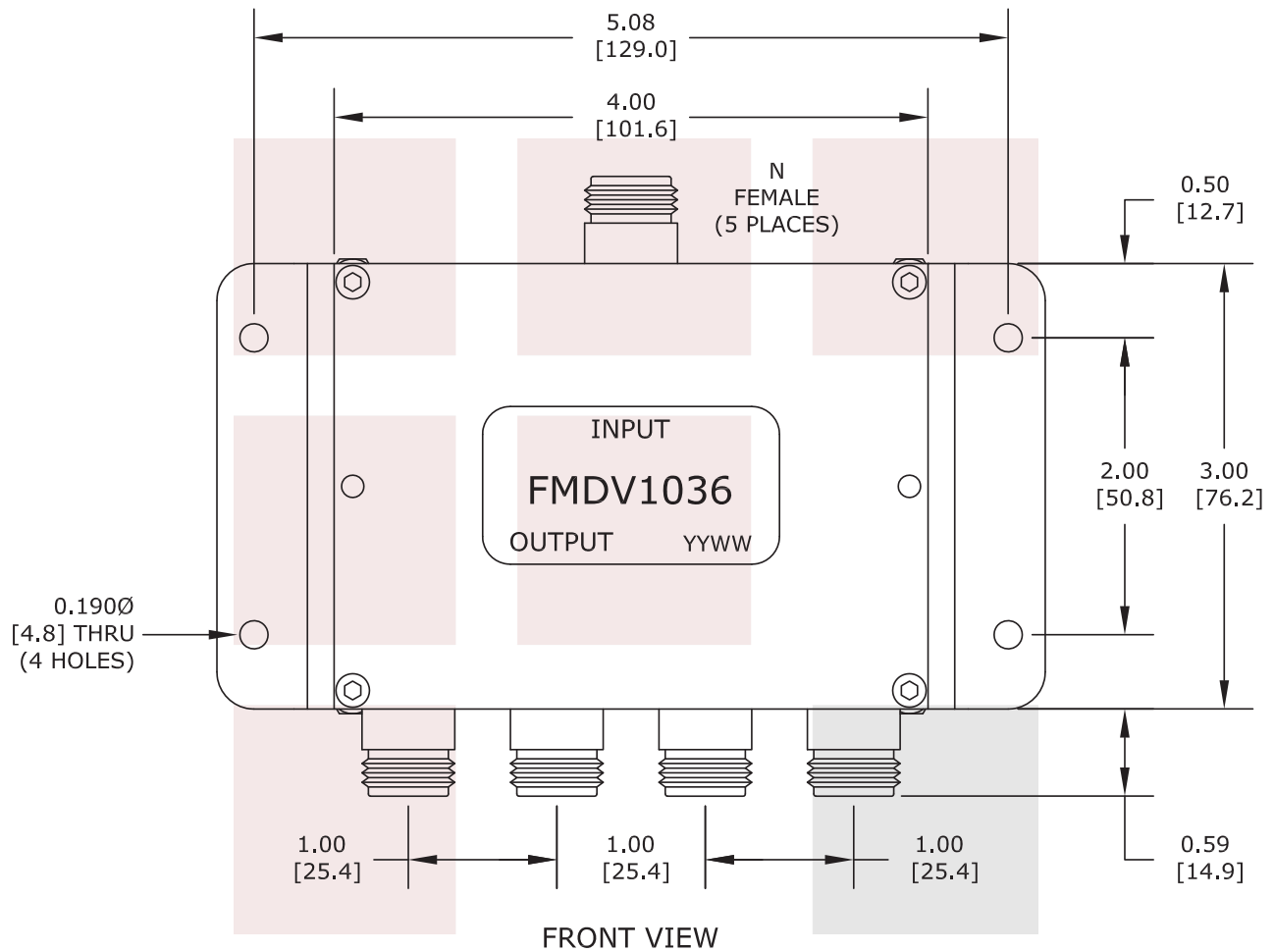


4 Way Power Divider N Connectors Wilkinson From 698 MHz to 2.7 GHz Rated at 30 Watts from Fairview Microwave is in-stock and available to ship same-day. All of our RF/microwave products are available off-the-shelf from our ISO 9001:2008 certified facilities in Allen, Texas. Fairview Microwave is RF on-demand.

For additional information on this product, please click the following link: [4 Way Power Divider N Connectors Wilkinson From 698 MHz to 2.7 GHz Rated at 30 Watts FMDV1036](https://www.fairviewmicrowave.com/4-way-power-divider-n-wilkinson-2.7-ghz-30-watts-fmdv1036-p.aspx)

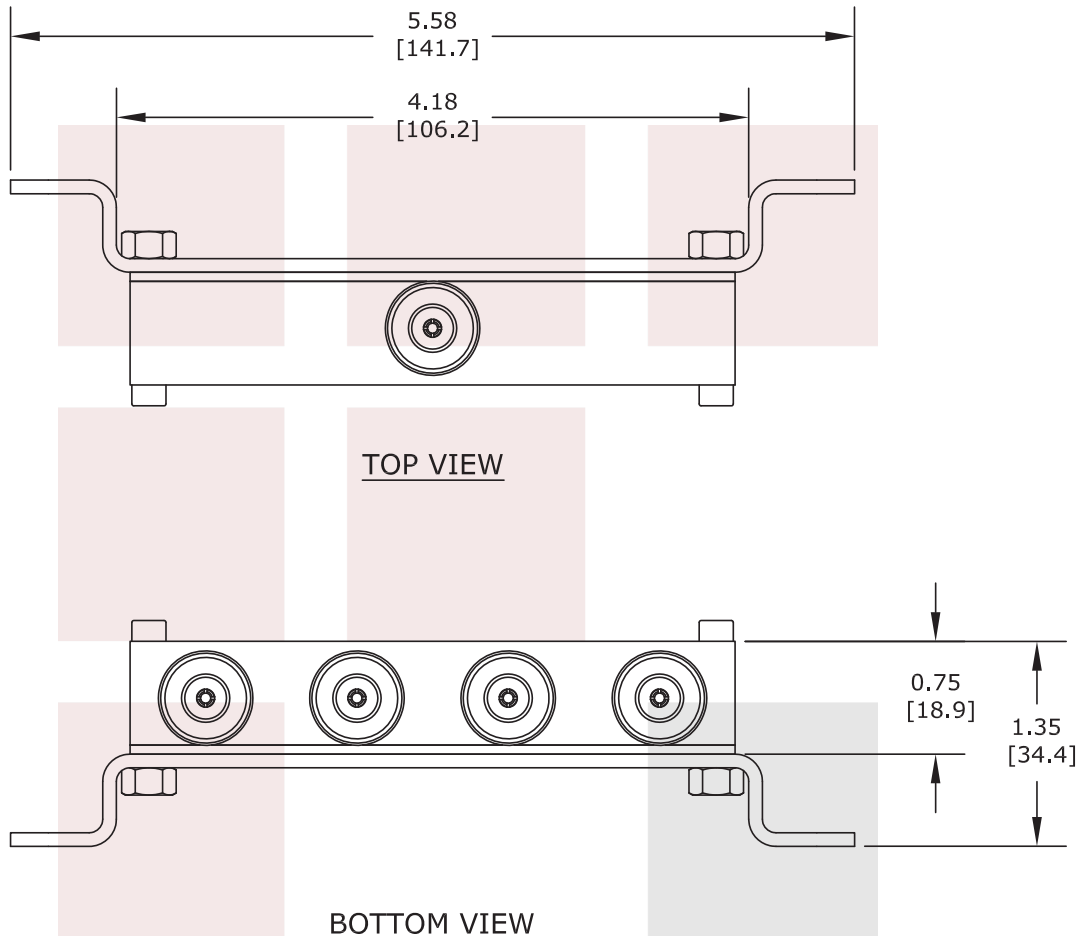
URL: <https://www.fairviewmicrowave.com/4-way-power-divider-n-wilkinson-2.7-ghz-30-watts-fmdv1036-p.aspx>

The information contained in this document is accurate to the best of our knowledge and representative of the part described herein. It may be necessary to make modifications to the part and/or the documentation of the part, in order to implement improvements. Fairview Microwave reserves the right to make such changes as required. Unless otherwise stated, all specifications are nominal. Fairview Microwave does not make any representation or warranty regarding the suitability of the part described herein for any particular purpose, and Fairview Microwave does not assume any liability arising out of the use of any part or documentation.



TOLERANCES:
 HOLE TOLERANCE: X.XXX ±.003
 LENGTH TOLERANCE: X.XXX ±.010
 LENGTH TOLERANCE: X.XX ±.03

FAIRVIEW MICROWAVE INC. ALLEN, TX 75013 WWW.FAIRVIEWMICROWAVE.COM		NOTES: 1. UNLESS OTHERWISE SPECIFIED ALL DIMENSIONS ARE NOMINAL. 2. ALL SPECIFICATIONS ARE SUBJECT TO CHANGE WITHOUT NOTICE AT ANY TIME. 3. DIMENSIONS ARE IN INCHES [mm].			
TITLE 4 Way Power Divider N Connectors Wilkinson From 698 MHz to 2.7 GHz Rated at 30 Watts		DWG NO FMDV1036		CAGE CODE 3FKR5	
CAD FILE 082216 SHEET		SCALE N/A		SIZE A 2233	



TOLERANCES:
 HOLE TOLERANCE: X.XXX ±.003
 LENGTH TOLERANCE: X.XXX ±.010
 LENGTH TOLERANCE: X.XX ±.03

FAIRVIEW MICROWAVE INC. ALLEN, TX 75013 WWW.FAIRVIEWMICROWAVE.COM		NOTES: 1. UNLESS OTHERWISE SPECIFIED ALL DIMENSIONS ARE NOMINAL. 2. ALL SPECIFICATIONS ARE SUBJECT TO CHANGE WITHOUT NOTICE AT ANY TIME. 3. DIMENSIONS ARE IN INCHES [mm].			
TITLE 4 Way Power Divider N Connectors Wilkinson From 698 MHz to 2.7 GHz Rated at 30 Watts		DWG NO FMDV1036		CAGE CODE 3FKR5	
		CAD FILE 082216	SHEET	SCALE N/A	SIZE A 2233