

Lowpass Filter Operating From DC to 7 GHz With SMA Female Connectors

The FMFL1015 is an Eleven section Low pass filter. The pass band is 7000 MHz wide, from 0 to 7 GHz with excellent rejection of 50 dB at 10.5 GHz to 15 GHz. It has a maximum insertion loss of 1.5 dB. The FMFL1015 has SMA female connectors.



Electrical Specifications*

Description	Min	Typ	Max	Units
Passband Freq.	0		7	KHz
Useable Freq. Range		DC to 7		GHz
Impedance		50		Ohms
Insertion Loss			1.5	dB
Input Power			6	Watts
Rejection at 10.5 GHz	50			dB
Rejection at 15 GHz	50			dB

Features:

- Design: Low Pass Filter
- Number of Sections: 11
- Connector 1: SMA Female
- Connector 2: SMA Female

Mechanical Specifications

Size	
Length	1.2 in [30.48 mm]
Width	0.55 in [13.97 mm]
Height	0.44 in [11.18 mm]

Connectors

Description	Connector 1	Connector 2
Type	SMA Female	SMA Female

Compliance Certifications (visit www.FairviewMicrowave.com for current document)

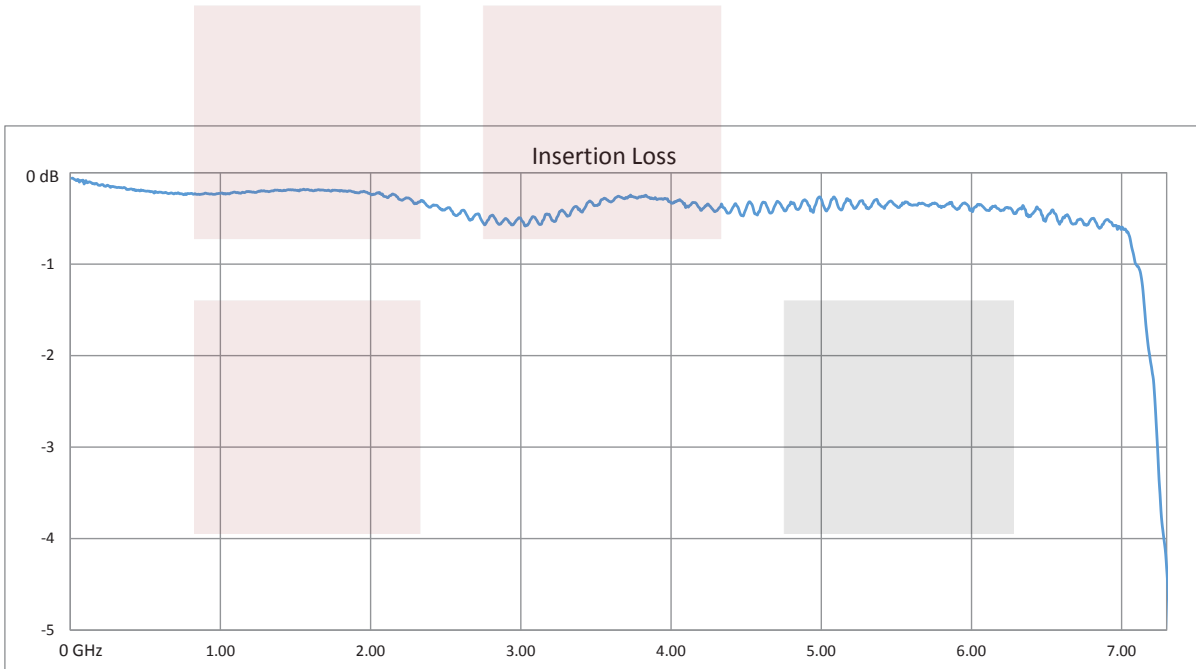
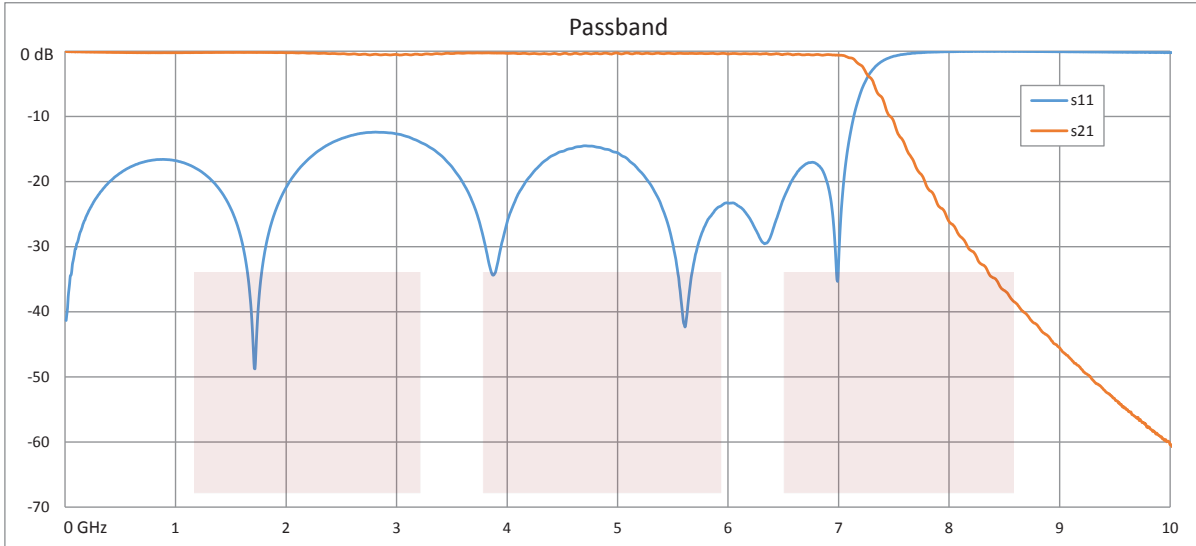
RoHS Compliant	Yes
----------------	-----

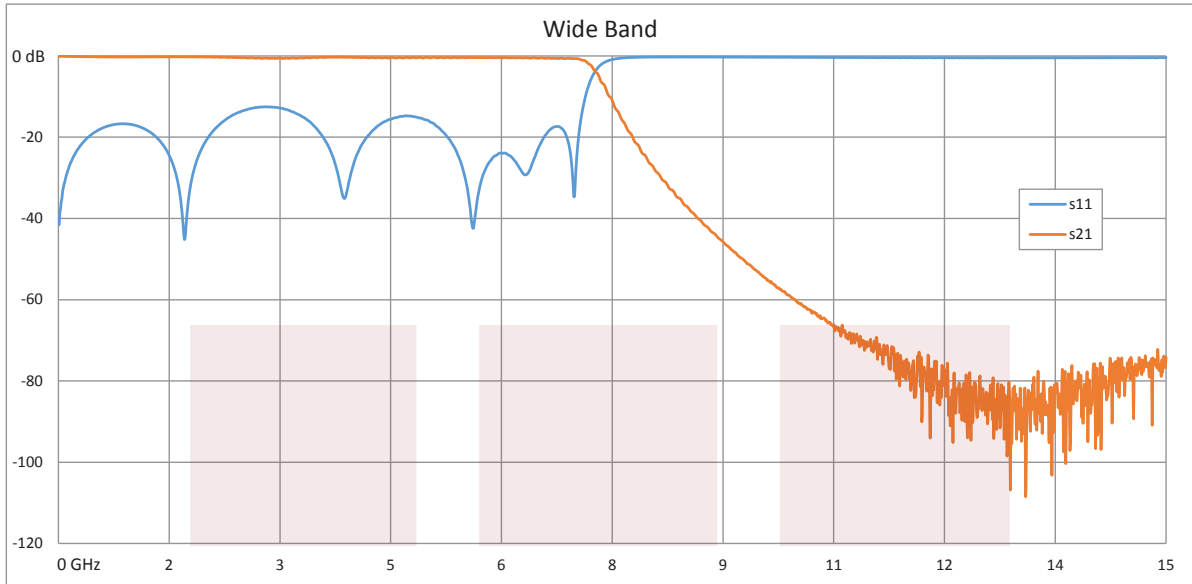
Plotted and Other Data

- Notes:
- Values at 25 °C, sea level

Fairview Microwave
 1130 Junction Dr. #100
 Allen, TX 75013
 Tel: 1-800-715-4396 / (972) 649-6678
 Fax: (972) 649-6689
www.fairviewmicrowave.com
sales@fairviewmicrowave.com

Typical Performance Data



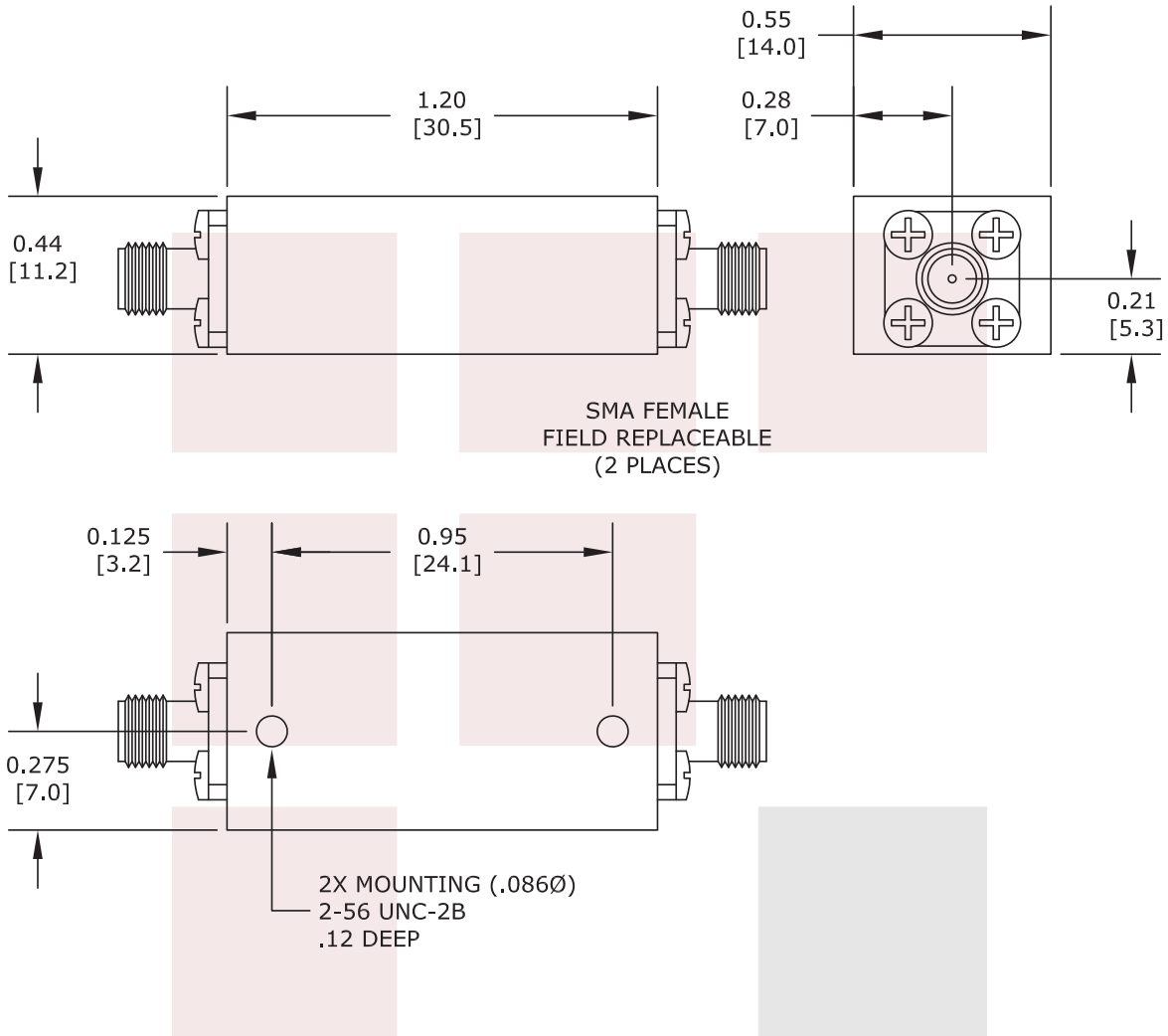


Lowpass Filter Operating From DC to 7 GHz With SMA Female Connectors from Fairview Microwave is in-stock and available to ship same-day. All of our RF/microwave products are available off-the-shelf from our ISO 9001:2008 certified facilities in Allen, Texas. Fairview Microwave is RF on-demand.

For additional information on this product, please click the following link: [Lowpass Filter Operating From DC to 7 GHz With SMA Female Connectors FMFL1015](http://www.fairviewmicrowave.com/low-pass-filter-dc-7-ghz-sma-female-connectors-fmfl1015-p.aspx)

URL: <http://www.fairviewmicrowave.com/low-pass-filter-dc-7-ghz-sma-female-connectors-fmfl1015-p.aspx>

The information contained in this document is accurate to the best of our knowledge and representative of the part described herein. It may be necessary to make modifications to the part and/or the documentation of the part, in order to implement improvements. Fairview Microwave reserves the right to make such changes as required. Unless otherwise stated, all specifications are nominal. Fairview Microwave does not make any representation or warranty regarding the suitability of the part described herein for any particular purpose, and Fairview Microwave does not assume any liability arising out of the use of any part or documentation.



TOLERANCE	
.X	± .1
.XX	± .01
.XXX	± .005
.XXXX	± .0010

* THESE DIMENSIONS AND TOLERANCES
 SUPERSEDE NOTE #1 ON TITLE BLOCK.

FAIRVIEW MICROWAVE INC. ALLEN, TX 75013 WWW.FAIRVIEWMICROWAVE.COM		NOTES: 1. UNLESS OTHERWISE SPECIFIED ALL DIMENSIONS ARE NOMINAL. 2. ALL SPECIFICATIONS ARE SUBJECT TO CHANGE WITHOUT NOTICE AT ANY TIME. 3. DIMENSIONS ARE IN INCHES [mm].			
TITLE Lowpass Filter Operating From DC to 7 GHz With SMA Female Connectors		DWG NO FMFL1015		CAGE CODE 3FKR5	
CAD FILE	110215	SHEET	SCALE	N/A	SIZE A 2233