

Coaxial RF GS Probe with 1,500 Micron Pitch Up to 40 GHz with 2.92mm Interface and Cable Mount

Coaxial RF GS probe, part number FMPB1003, from Fairview Microwave is in-stock and ships same day. This probe is part of a full family of GS (SG) and GSG probe versions that are well suited for PCB probing, device characterization and RF probing on test fixtures. The probes easily connect to a RF coaxial cable to connect RF test equipment, including network analyzers, spectrum analyzers, signal sources or BERTs. While they are designed to be used manually with a coaxial cable assembly, they can also be used with Fairview Microwave's optional probe positioner for added stability and probe repeatability. Differential measurements are also possible by using pairs of RF GS probes in tandem with skew matched cable assemblies.

Fairview's coaxial RF GS probe datasheet specifications and outline drawing are shown in this PDF fellow. Our extensive offering of RF, microwave and millimeter wave interconnects allows designers to configure and customize their signal connections however they like. From making consistent RF probe measurements or probing and characterizing PCBs, Fairview Microwave has the right probing and connection solutions to meet your needs.

Electrical Specifications

Description	Min	Typ	Max	Units
Frequency Range	DC		40	GHz
Impedance		50		Ohms
Return Loss			10	dB
Insertion Loss			0.5	dB

Mechanical Specifications

Probe

Configuration	GS
Pin Type	Pogo Pin
Pitch	1,500 um [0.06 in]
Secondary Pitch	2,500 um [0.1 in]

Connector

Connector Type	2.92mm Female
----------------	---------------

Size

Length	1.18 in [29.97 mm]
Weight	0.009 lbs [4.08 g]

Environmental Specifications

Compliance Certifications (see [product page](#) for current document)

Plotted and Other Data

Notes:



Configuration:

- Single Channel
- Cable Mount
- GS Tip
- 2.92mm Female Connector
- 1,500 um Pitch

Features:

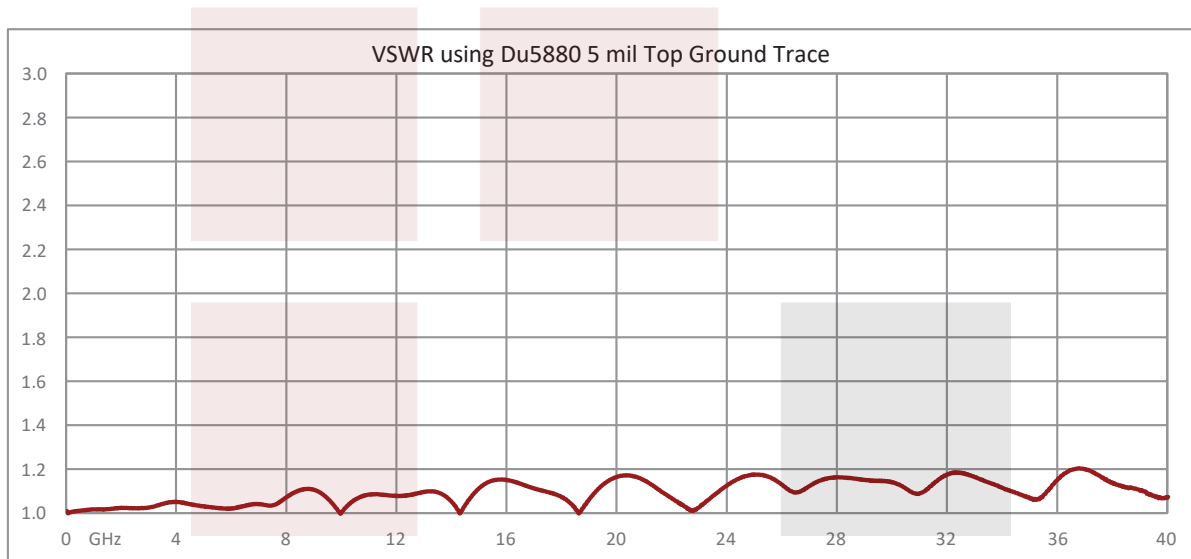
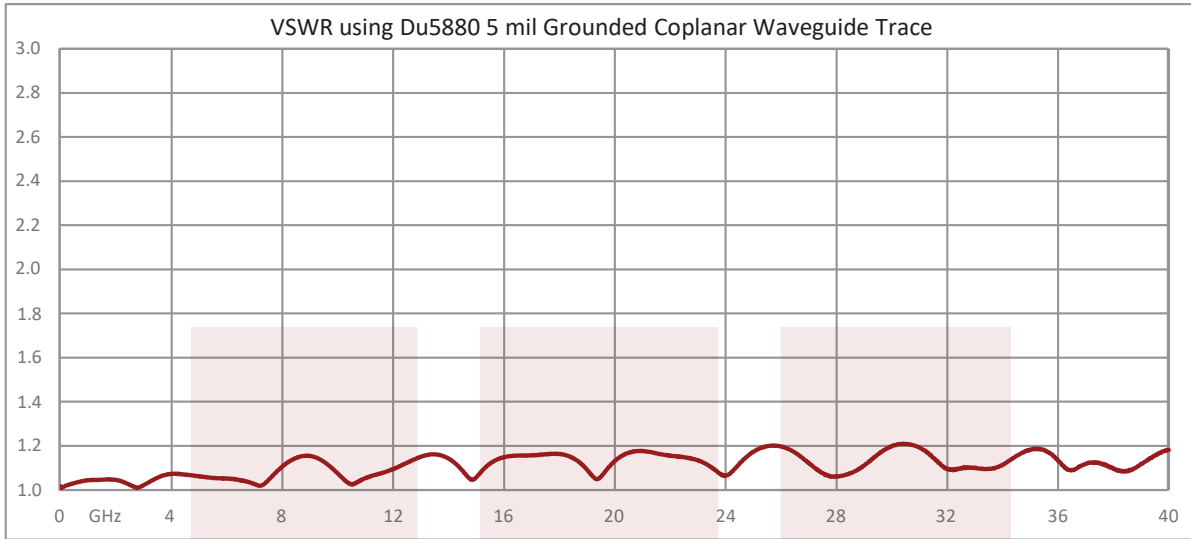
- 40 GHz Performance
- Good Return Loss of 10 dB
- Convenient Cable Mount
- Gold Plated GS Contacts


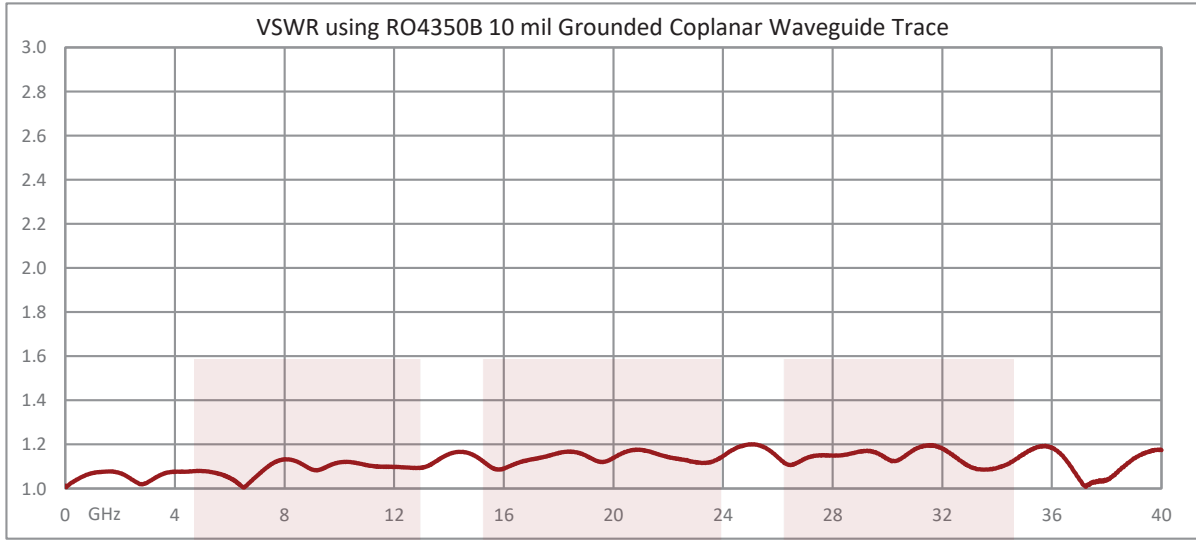
Applications:


- S-parameter Probing
- RF Coaxial Probing
- Signal Integrity Measurements
- Device Characterization
- Coplanar Waveguide Probing

Fairview Microwave
301 Leora Ln., Suite 100
Lewisville, TX 75056
Tel: 1-800-715-4396 / (972) 649-6678
Fax: (972) 649-6689
www.fairviewmicrowave.com
sales@fairviewmicrowave.com

Typical Performance Data








PROBE IN POSITIONER, FMTL1000



SHOWN WITH FMC2929914 CABLE ASSEMBLY



(POSITIONER AND CABLE ASSEMBLY SOLD SEPARATELY)

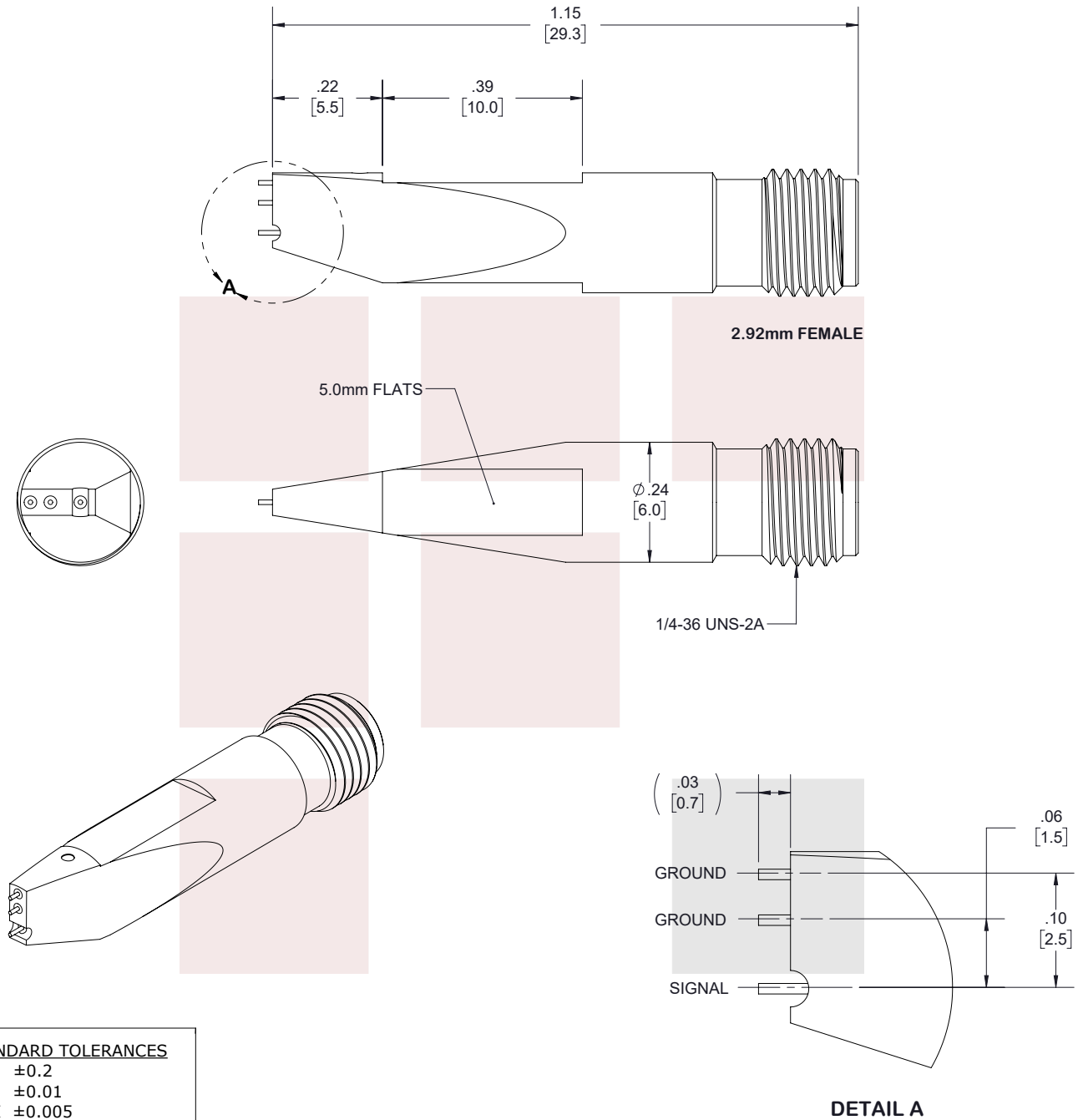
Coaxial RF GS Probe with 1,500 Micron Pitch Up to 40 GHz with 2.92mm Interface and Cable Mount from Fairview Microwave is in-stock and available to ship same-day. All of our RF/microwave products are available off-the-shelf from our ISO 9001:2008 certified facilities in Allen, Texas. Fairview Microwave is RF on-demand.

For additional information on this product, please click the following link: [Coaxial RF GS Probe with 1,500 Micron Pitch Up to 40 GHz with 2.92mm Interface and Cable Mount FMPB1007](#)

URL: <https://www.fairviewmicrowave.com/coaxial-rf-gs-probe-1500-micron-pitch-40ghz-2.92mm-cable-mount-fmpb1007-p.aspx>

The information contained in this document is accurate to the best of our knowledge and representative of the part described herein. It may be necessary to make modifications to the part and/or the documentation of the part, in order to implement improvements. Fairview Microwave reserves the right to make such changes as required. Unless otherwise stated, all specifications are nominal. Fairview Microwave does not make any representation or warranty regarding the suitability of the part described herein for any particular purpose, and Fairview Microwave does not assume any liability arising out of the use of any part or documentation.





STANDARD TOLERANCES	
.X	±0.2
.XX	±0.01
.XXX	±0.005

*STANDARD TOLERANCES APPLY ONLY TO DIMENSIONS IN INCHES

<p>Fairview Microwave RF COMPONENTS ON DEMAND. <i>Done!</i></p>	NOTES: 1. UNLESS OTHERWISE SPECIFIED ALL DIMENSIONS ARE NOMINAL. 2. ALL SPECIFICATIONS ARE SUBJECT TO CHANGE WITHOUT NOTICE AT ANY TIME. 3. DIMENSIONS ARE IN INCHES [mm].							
	TITLE Coaxial RF GS Probe with 1,500 Micron Pitch Up to 40 GHz with 2.92mm Interface and Cable Mount		DWG NO FMPB1007		CAGE CODE 3FKR5			
	CAD FILE	07/13/18	SHEET	1 OF 1	SCALE	N/A	SIZE	A