

2400- 2500/ 5150-5825 MHz, 4.8/3.7 dBi, Stamped Metal AP/Router Embedded Antenna With IPEX Connector-50 Pack

Fairview Microwave's FMSMA1018-50PK is a linear polarized antenna that ships same day from our ISO 9001:2015 certified facility. The FMSMA1018-50PK is a dual band antenna operating from 2400 to 2500 MHz with 3.5 dBi gain and 4900 to 5825 MHz with 5 dBi gain. This 50-pack stamped metal antenna has a nominal gain of 5 dBi.

Fairview Microwave's stamped metal antenna with a 2400 to 5825 MHz frequency range has a maximum input VSWR of 2. The FMSMA1018-50PK antenna has an overall length of 2.16 inches and a width of 0.7 inches. This 50-pack omni directional antenna has an impedance of 50 Ohms.

Additional dimensions and specifications for these stamped metal antennas are on our downloadable PDF datasheet above. Our technical experts are on hand to assist you with any inquiries. Use our online ordering system to purchase your FMSMA1018-50PK antenna 24 hours a day with same-day shipping and no MOQs (minimum order quantities).

Configuration

Design	Stamped Metal
Gain	3.7 dBi
Polarization	Linear
Cable Length	14.9 in [378.46 mm]
Connector Type	IPEX

Electrical Specifications

Description	Min	Typ	Max	Units
Frequency Range	2,400		5,825	MHz
Input VSWR			2:1	
Impedance		50		Ohms
Gain	3.7		4.8	dBi
Input Power			1	Watt

Specifications by Frequency

Description	Band 1	Band 2	Band 3	Band 4	Band 5	Units
Range	2.4-2.5	5.15-5.825				GHz
Gain	4.8	3.7				dBi

Mechanical Specifications

Size	
Length	1.27 in [32.26 mm]
Width	0.21 in [5.33 mm]
Height	0.39 in [9.91 mm]

Environmental Specifications

Temperature	
Operating Range	-40 to +85 deg C



Features:

- High Efficiency
- Isotropic radiation patterns
- Linear polarization
- Ultra-Compact design
- Low loss material
- Extended operating temperatures
- Case mounting or on board mount
- Dual band frequency stabilization
- IPEX connector - 380mm cable
- 50-pack for easy buy

Applications:

- IoT, M2M, Telemetry, Radar systems
- Wireless Remote Control
- Personal Area Networks (PAN)
- Industrial/Commercial Equipment
- 5 GHz - Wi-Fi/ISM, Wi-Fi 6, 6E, 7 application
- IEEE 802.11 a/n/ac/ax embedded application
- Remote Technology / Monitoring
- Consumer Tracking
- Smart Home / Wearables / Devices
- Agriculture, healthcare, digital signage

Fairview Microwave
301 Leora Ln., Suite 100
Lewisville, TX 75056
Tel: 1-800-715-4396 / (972) 649-6678
Fax: (972) 649-6689
www.fairviewmicrowave.com
sales@fairviewmicrowave.com

Compliance Certifications (see [product page](#) for current document)

Plotted and Other Data





Notes:

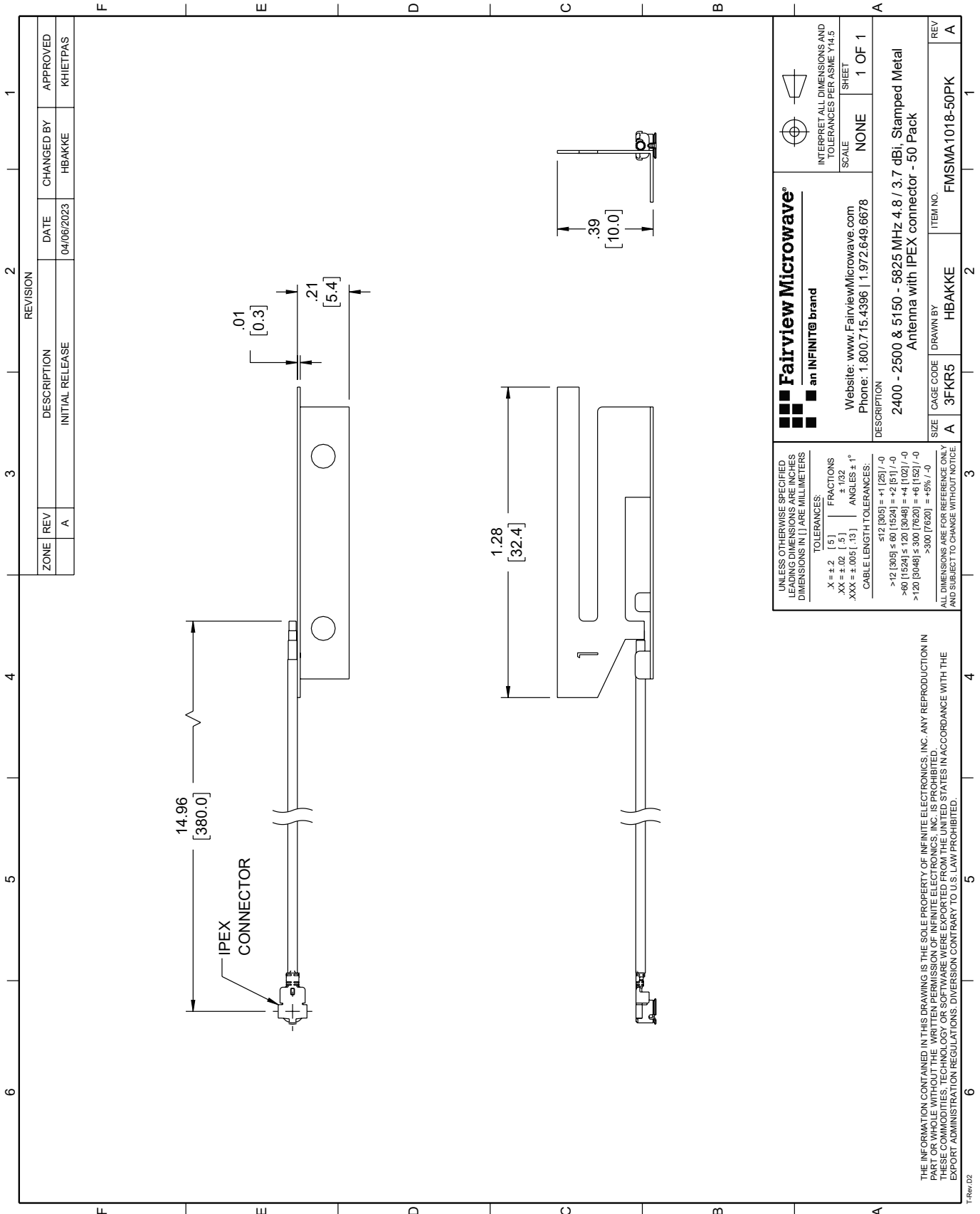
2400- 2500/ 5150-5825 MHz, 4.8/3.7 dBi, Stamped Metal AP/Router Embedded Antenna With IPEX Connector-50 Pack from Fairview Microwave is in-stock and available to ship same-day. All of our RF/microwave products are available off-the-shelf from our ISO 9001:2008 certified facilities in Lewisville, Texas. Fairview Microwave is RF on-demand.

For additional information on this product, please click the following link: [2400- 2500/ 5150-5825 MHz, 4.8/3.7 dBi, Stamped Metal AP/Router Embedded Antenna With IPEX Connector-50 Pack FMSMA1018-50PK](#)

URL: <https://www.fairviewmicrowave.com/dualband-stamped-metal-antenna-2400-5825-mhz-invalid-alias-lookup-for-ipex-connector-fmsma1018-50pk-p.aspx>

The information contained in this document is accurate to the best of our knowledge and representative of the part described herein. It may be necessary to make modifications to the part and/or the documentation of the part, in order to implement improvements. Fairview Microwave reserves the right to make such changes as required. Unless otherwise stated, all specifications are nominal. Fairview Microwave does not make any representation or warranty regarding the suitability of the part described herein for any particular purpose, and Fairview Microwave does not assume any liability arising out of the use of any part or documentation.





ZONE		REVISION		APPROVED	
1	A	INITIAL RELEASE	04/06/2023	HBAKKE	KHIETPAS

<p>Fairview Microwave an INFINIT[®] brand</p> <p>Website: www.FairviewMicrowave.com Phone: 1.800.715.4396 1.972.649.6678</p>		<p>INTERPRET ALL DIMENSIONS AND TOLERANCES PER ASME Y14.5 SCALE: NONE SHEET: 1 OF 1</p>	
<p>DESCRIPTION: 2400 - 2500 & 5150 - 5825 MHz 4.8 / 3.7 dBi, Stamped Metal Antenna with IPEX connector - 50 Pack</p>			
SIZE: A	CAGE CODE: 3FKR5	DRAWN BY: HBAKKE	ITEM NO.: FMSMA1018-50PK
REV: A			REV: A

UNLESS OTHERWISE SPECIFIED, LEADING DIMENSIONS ARE INCHES DIMENSIONS IN [] ARE MILLIMETERS

TOLERANCES:
 .X = ± .2 [.5] FRACTIONS ± .132
 .XX = ± .02 [.5] ANGLES ± 1°
 .XXX = ± .005 [.13]

CABLE LENGTH TOLERANCES:
 ≤ 12 [305] = ± 1 [25] / -0
 > 12 [305] ≤ 60 [1524] = +2 [51] / -0
 > 60 [1524] ≤ 120 [3048] = +4 [102] / -0
 > 120 [3048] ≤ 300 [7620] = +6 [152] / -0
 > 300 [7620] = +5% / -0

ALL DIMENSIONS ARE FOR REFERENCE ONLY AND SUBJECT TO CHANGE WITHOUT NOTICE

THE INFORMATION CONTAINED IN THIS DRAWING IS THE SOLE PROPERTY OF INFINITE ELECTRONICS, INC. ANY REPRODUCTION IN PART OR WHOLE WITHOUT THE WRITTEN PERMISSION OF INFINITE ELECTRONICS, INC. IS PROHIBITED. THESE COMMODITIES, TECHNOLOGY OR SOFTWARE WERE EXPORTED FROM THE UNITED STATES IN ACCORDANCE WITH THE EXPORT ADMINISTRATION REGULATIONS. DIVERSION CONTRARY TO U.S. LAW PROHIBITED.