

Reflective SPDT Ultra-Wideband PIN Diode Switch Operating 1 MHz to 60 GHz, Up to 15 dBm, 400 nsec and 1.85mm

The PE71S1112 is a single pole double throw (SPDT) PIN diode switch that operates across an ultra-wideband frequency from 1 MHz to 60 GHz. The 50 ohm reflective design supports TTL compatible driver circuitry for accurate logic control. Impressive typical performance includes 4.8 dB insertion loss, 35 dB isolation, and 400 nsec switching speed. The switch requires a +5Vdc bias voltage, and has maximum input power handling of up to +15 dBm. The rugged and compact package supports field replaceable 1.85mm female RF connectors and solder terminal pins for DC bias voltage and TTL control. The switch is designed for high reliability with a wide operational temperature range of -40°C to +85°C, and meets a series of environmental test conditions including Altitude, Vibration, Humidity, and Shock.

Electrical Specifications (@+25°C)

TTL Control Logic

Off/Isolation: 0 to 0.8 V
On/Low Loss: 2.8 to 5 V

Description	Min	Typ	Max	Units
Frequency Range	0.001		60	GHz
Impedance		50		Ohms
VSWR		2:1	2.5:1	
Insertion Loss		4.8	6	dB
IL Temp. Coefficient		0.003		dB/degC
Isolation	26	35		dB
Switching Time		400	500	ns
P0.1dB		15		dBm
Input IP3		45		dBm
Input Power (CW)			15	dBm
DC Power Dissipation		0.5		Watts
Positive Operating Voltage		5		Vdc
Current @ 5 Vdc			80	mA
Operating Temperature	-40		+85	deg C

Electrical Specification Notes: TTL pins cannot be connected to the negative voltage otherwise the internal driver will be damaged.

Features:

- Ultra-Wideband SPDT PIN Diode Switch
- 1 MHz to 60 GHz
- 50 Ohm Reflective Design
- Integrated TTL Driver
- Insertion Loss: 4.8 dB typ
- Isolation: 35 dB typ
- Switching Speed: 400 nsec typ
- Maximum RF input Power: +15 dBm
- Single Bias Voltage: +5Vdc
- Field Replaceable 1.85mm Female RF Connectors
- Operational Temperature Range -40°C to +85°C
- Rugged and Compact Aluminum Gold Plated Package Design
- Guaranteed Environmental Test Conditions Altitude, Vibration, Humidity, Shock

Applications:

- Test & Measurement
- 5G Communication
- Military Electronic Systems
- Wireless Infrastructure
- Fiber Optics
- Research & Development



Absolute Maximum Ratings

Biasing	+5V ± 10%
---------	-----------

Mechanical Specifications

Length	1.09 in [27.69 mm]
Width	0.37 in [9.4 mm]
Height	1.77 in [44.96 mm]
Weight	0.04 lbs [18.14 g]
Design	Reflective, SPDT
RF Input/Output Connector	Field Replaceable 1.85mm Female

Fairview Microwave
301 Leora Ln., Suite 100
Lewisville, TX 75056
Tel: 1-800-715-4396 / (972) 649-6678
Fax: (972) 649-6689
www.fairviewmicrowave.com
sales@fairviewmicrowave.com

Environmental Specifications

Temperature


Operating Range -40 to +85 deg C
Storage Range -50 to +105 deg C

Humidity 100% RH at 35°C, 95% RH at 40°C
Shock 20G for 11msec half sinewave, 3 axis both directions
Vibration 25g RMA (15 degrees 2KHz) endurance, 1 hour per axis
Altitude 30,000 ft

Compliance Certifications (see [product page](#) for current document)

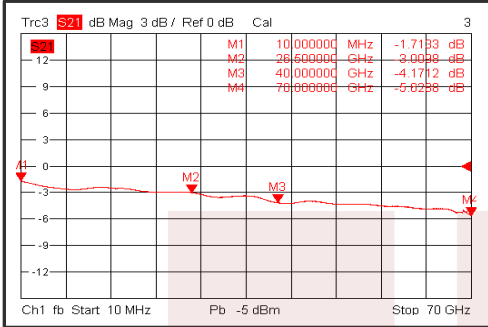
Plotted and Other Data

Notes:

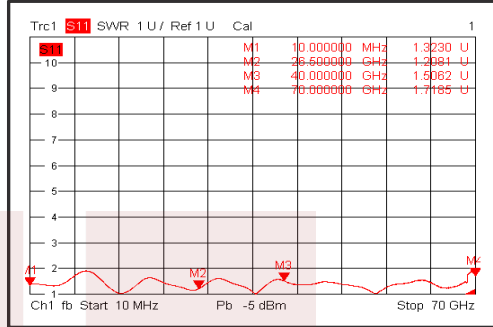


Typical Performance Data

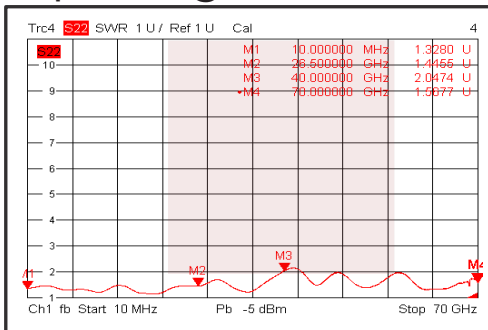
Insertion Loss @+25°C



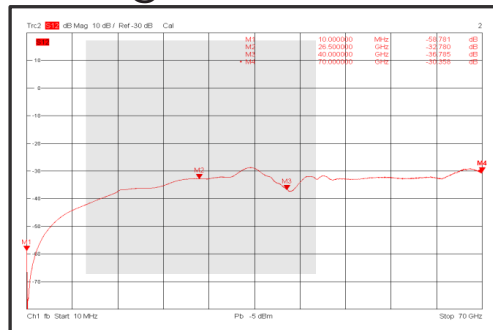
Input VSWR @+25°C



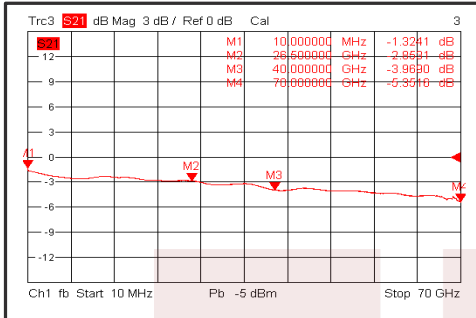
Output VSWR @+25°C



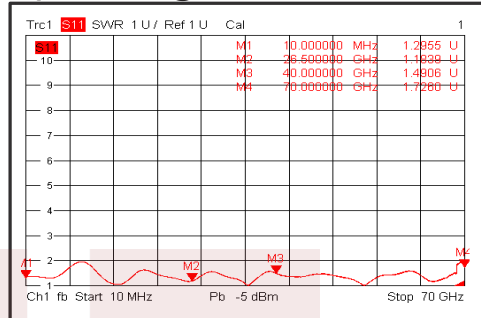
Isolation @+25°C



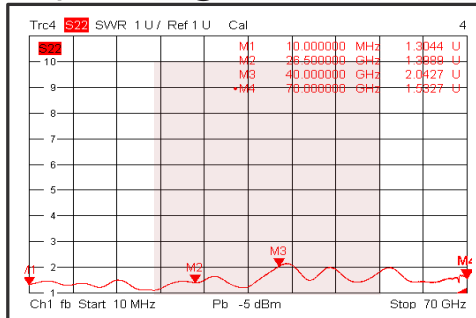
Insertion Loss @-40°C



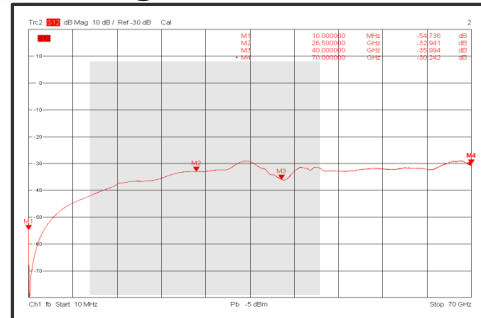
Input VSWR @-40°C



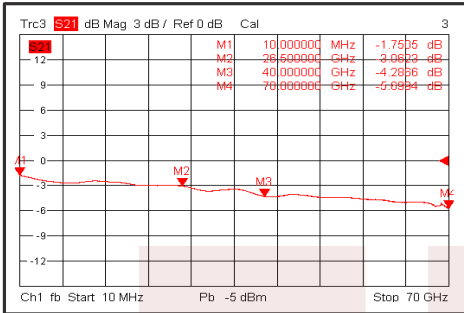
Output VSWR @-40°C



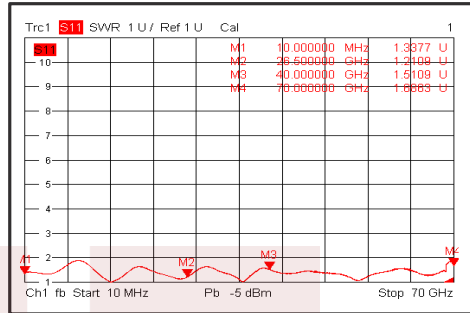
Isolation @-40°C



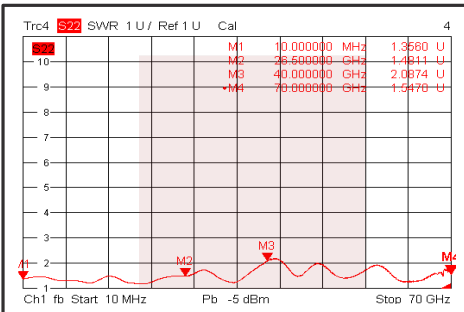
Insertion Loss @+85°C



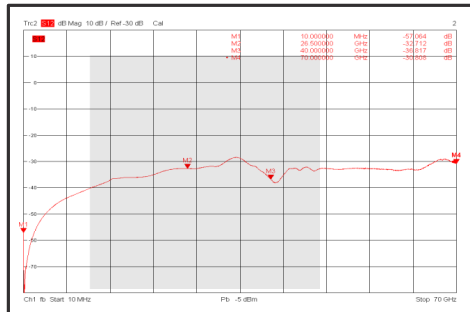
Input VSWR @+85°C



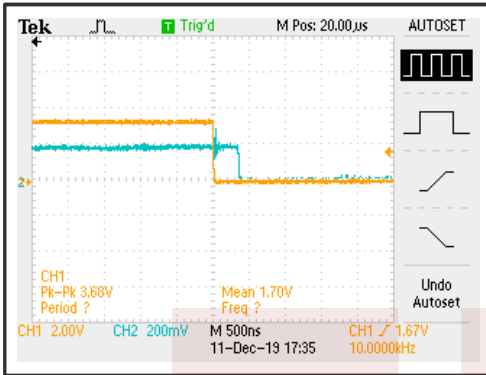
Output VSWR @+85°C



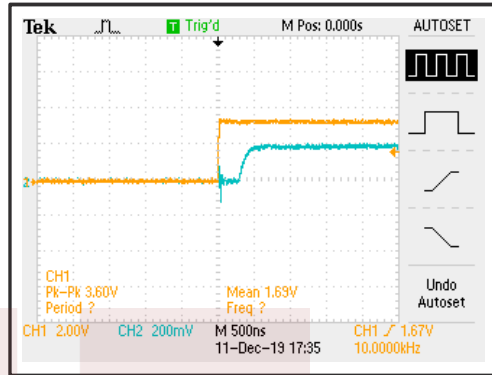
Isolation @+85°C



Switching Speed



Switching Speed



Reflective SPDT Ultra-Wideband PIN Diode Switch Operating 1 MHz to 60 GHz, Up to 15 dBm, 400 nsec and 1.85mm from Fairview Microwave is in-stock and available to ship same-day. All of our RF/microwave products are available off-the-shelf from our ISO 9001:2008 certified facilities in Lewisville, Texas. Fairview Microwave is RF on-demand.

For additional information on this product, please click the following link: [Reflective SPDT Ultra-Wideband PIN Diode Switch Operating 1 MHz to 60 GHz, Up to 15 dBm, 400 nsec and 1.85mm FMSW1112](#)

URL:

The information contained in this document is accurate to the best of our knowledge and representative of the part described herein. It may be necessary to make modifications to the part and/or the documentation of the part, in order to implement improvements. Fairview Microwave reserves the right to make such changes as required. Unless otherwise stated, all specifications are nominal. Fairview Microwave does not make any representation or warranty regarding the suitability of the part described herein for any particular purpose, and Fairview Microwave does not assume any liability arising out of the use of any part or documentation.

