

SMA PIN Diode Switch SP3T From 500 MHz to 18 GHz Rated at +20 dBm

FMSW6211 is a SP3T Absorptive Switch designed to operate over the 0.5 GHz to 18.0 GHz Frequency Range. The switch is designed to maintain low insertion loss, high isolation, and fast switching speed.

Electrical Specifications

Description	Min	Typ	Max	Units
Frequency Range	0.5		18	GHz
Impedance		50		Ohms
VSWR			2:1	
Insertion Loss			3.8	dB
Isolation	55			dB
Switching Time			100	ns
Input Power (CW)			0.1	Watts
Positive Operating Voltage		5		Vdc
Negative Operating Voltage		-15		Vdc
Current @ 5 Vdc		120		mA
Current @ -15Vdc		50		mA
Operating Temperature	-40		+85	deg C

Mechanical Specifications

Length	1.2 in [30.48 mm]
Width	1.2 in [30.48 mm]
Height	0.5 in [12.7 mm]
Weight	0.092 lbs [41.73 g]
Finish	Grey Paint

Configuration

Package Type	Connectorized Module
Design	Absorptive, SP3T
RF Connector	SMA Female
Control Connector	Pin

Environmental Specifications

Temperature

Operating Range	-40 to +85 deg C
Storage Range	-55 to +125 deg C

ESD Sensitivity	ESD Sensitive Material, Transport material in Approved ESD bags. Handle only in ESD Workstation.
-----------------	--



Compliance Certifications (see [product page](#) for current document)

Plotted and Other Data

Notes:



Features:

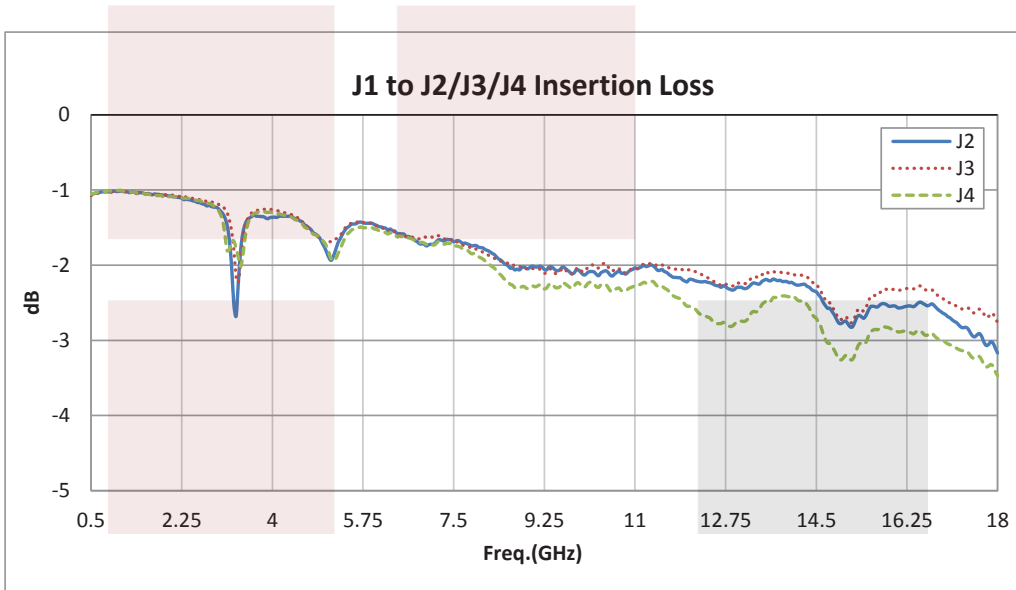
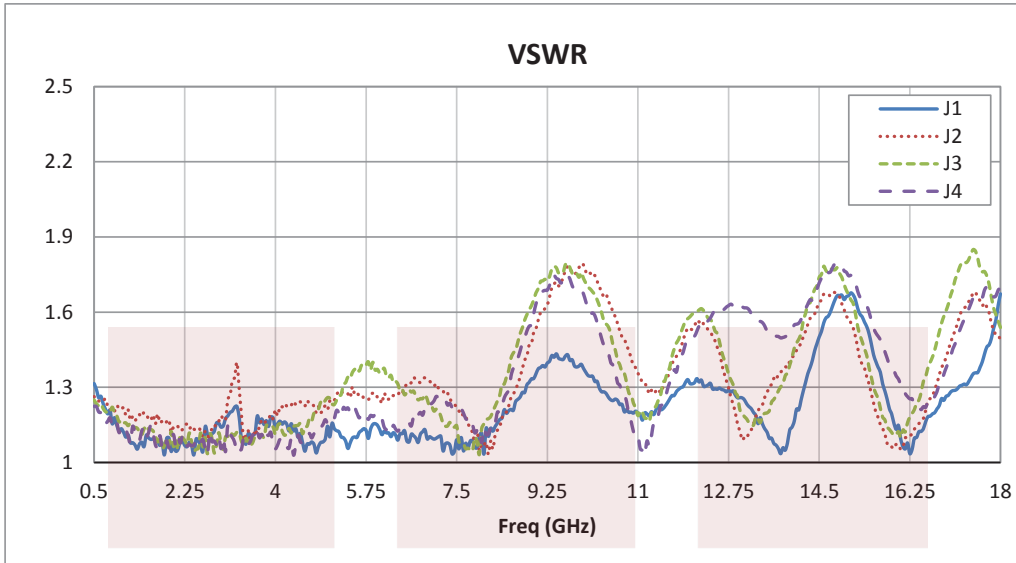
- SP3T Absorptive Switch
- 0.5 GHz to 18.0 GHz
- Insertion Loss 3.8 dB max
- Isolation 55 dB min
- Power Input 20 dBm CW max
- Switching Speed 100 nsec max

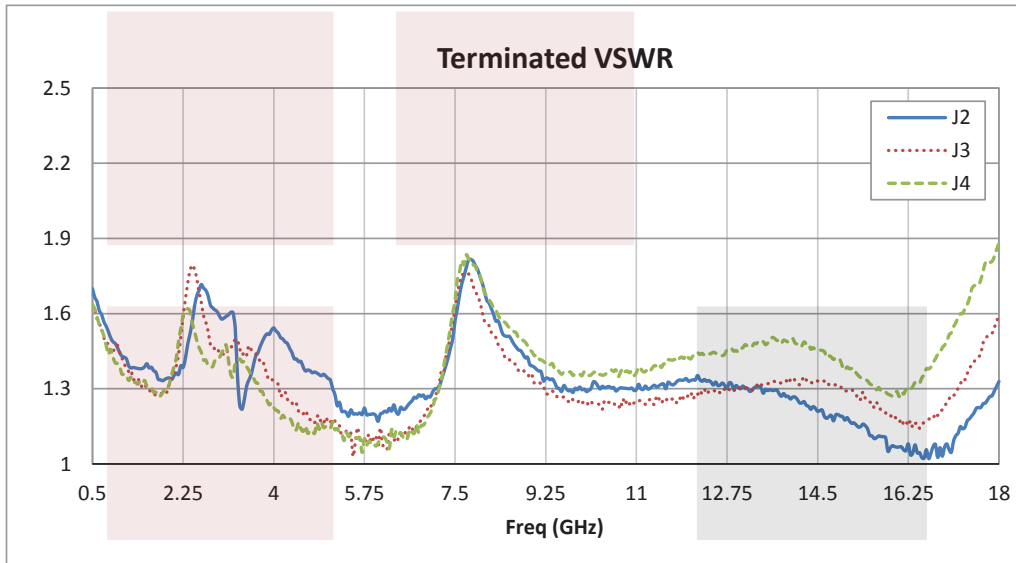
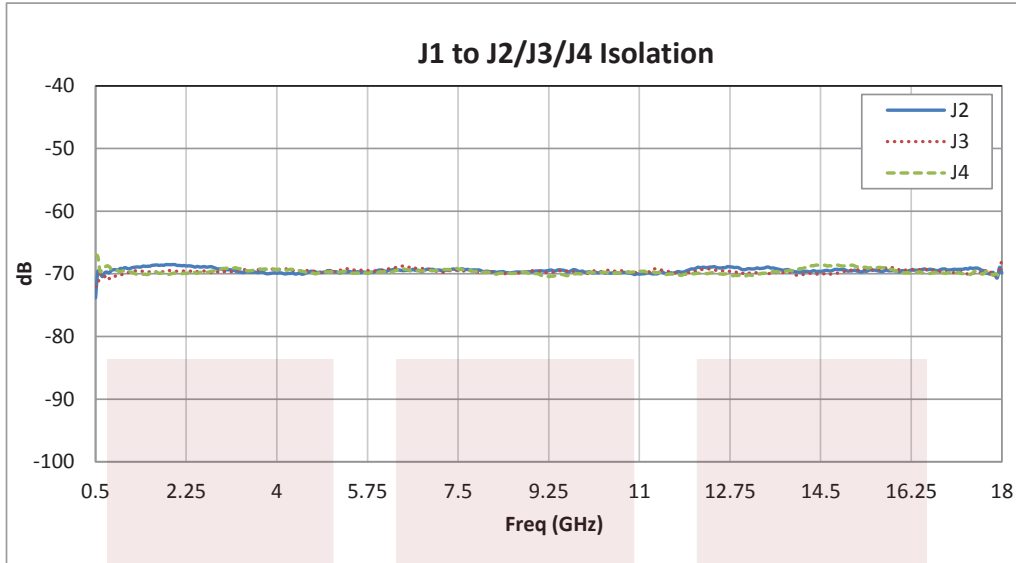
Applications:

- Test & Measurement
- Military Communication
- Commercial Communication

Fairview Microwave
301 Leora Ln., Suite 100
Lewisville, TX 75056
Tel: 1-800-715-4396 / (972) 649-6678
Fax: (972) 649-6689
www.fairviewmicrowave.com
sales@fairviewmicrowave.com

Typical Performance Data





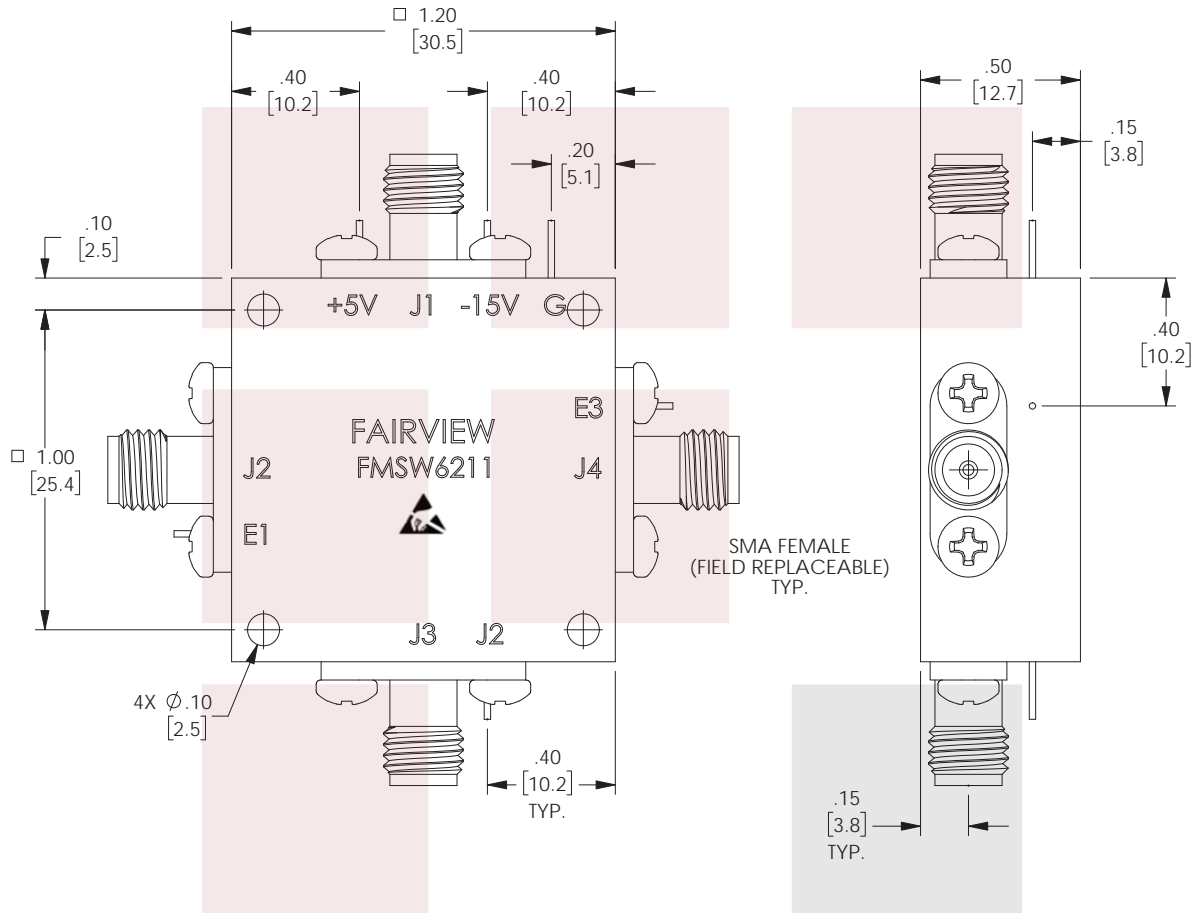
SMA PIN Diode Switch SP3T From 500 MHz to 18 GHz Rated at +20 dBm from Fairview Microwave is in-stock and available to ship same-day. All of our RF/microwave products are available off-the-shelf from our ISO 9001:2008 certified facilities in Lewisville, Texas. Fairview Microwave is RF on-demand.

For additional information on this product, please click the following link: [SMA PIN Diode Switch SP3T From 500 MHz to 18 GHz Rated at +20 dBm FMSW6211](https://www.fairviewmicrowave.com/sma-pin-diode-switch-sp3t-500-mhz-18-ghz-rated-20-dbm-fmsw6211-p.aspx)

URL: <https://www.fairviewmicrowave.com/sma-pin-diode-switch-sp3t-500-mhz-18-ghz-rated-20-dbm-fmsw6211-p.aspx>

The information contained in this document is accurate to the best of our knowledge and representative of the part described herein. It may be necessary to make modifications to the part and/or the documentation of the part, in order to implement improvements. Fairview Microwave reserves the right to make such changes as required. Unless otherwise stated, all specifications are nominal. Fairview Microwave does not make any representation or warranty regarding the suitability of the part described herein for any particular purpose, and Fairview Microwave does not assume any liability arising out of the use of any part or documentation.

REVISIONS			
REV.	DESCRIPTION	DATE	APPROVED
B	INITIAL RELEASE	06/24/2021	TGALLA



3 BIT TTL LOGIC TABLE			
E1	E2	E3	FUNCTION
0	1	1	J1-J2 LOW LOSS
1	0	1	J1-J3 LOW LOSS
1	1	0	J1-J4 LOW LOSS

THESE COMMODITIES, TECHNOLOGY OR SOFTWARE WERE EXPORTED FROM THE UNITED STATES IN ACCORDANCE WITH THE EXPORT ADMINISTRATION REGULATIONS. DIVERSION CONTRARY TO U.S. LAW PROHIBITED.

TITLE
SMA PIN Diode Switch SP3T From 500 MHz to 18 GHz
Rated at +20 dBm

UNLESS OTHERWISE SPECIFIED LEADING DIMENSIONS ARE INCHES
DIMENSIONS IN [] ARE MILLIMETERS

TOLERANCES:		CABLE LENGTH (L) TOLERANCES:	
.X = ± 2 [5.08]	FRACTIONS ± 1/32	L ≤ 12 [305] = +1 [25] / -0	
.XX = ± 0.2 [5.1]	ANGLES ± 1°	12 [305] < L ≤ 60 [1524] = +2 [51] / -0	
.XXX = ± 0.005 [1.3]		60 [1524] < L ≤ 120 [3048] = +4 [102] / -0	
		120 [3048] < L ≤ 300 [7620] = +6 [152] / -0	
		300 [7620] < L = +5%L / -0	

THIRD-ANGLE PROJECTION

THE INFORMATION AND DESIGN IN THIS DOCUMENT IS THE PROPERTY OF FAIRVIEW MICROWAVE CORPORATION. ALL RIGHTS RESERVED.

ALL DIMENSIONS SHOWN ARE FOR REFERENCE ONLY.				SCALE	N/A
SIZE	CAGE CODE	DRAWN BY	ITEM NO.	REV	
A	3FKR5	DFRISIELLO	FMSW6211	B	

T-Rev.D