

**Field Replaceable SMA SP3T PIN Diode
Switch Absorptive From 10 MHz to
1,000 MHz Rated at +20 dBm**

FMSW6242 is a Single Pole Triple Throw (SP3T) Absorptive PIN Diode Switch that operates from 0.01 GHz to 1 GHz. The output port is terminated in 50 ohms when switched in the isolation (off) state. Performance includes 1.4 dB max insertion loss, 60 dB min isolation, and 200 nsec max switching speed. The design incorporates TTL compatible driver circuitry for accurate logic control. Operational temperature range is -40°C to +85°C and dual voltage controls of +5 DC and -15 DC are required. The rugged package is designed to meet a series of MIL-STD-202F environmental conditions including humidity, shock, vibration, and temperature cycle. Package interfaces include solder terminals and female SMA connectors.



Electrical Specifications

Description	Min	Typ	Max	Units
Frequency Range	10		1,000	MHz
Impedance		50		Ohms
Insertion Loss			1.4	dB
Isolation	60			dB
Switching Time			200	ns
Input Power (CW)			0.1	Watts
Survival Power			1	Watts
Positive Operating Voltage		5		Vdc
Negative Operating Voltage		-15		Vdc
Current @ 5 Vdc		150		mA
Current @ -15 Vdc		100		mA
Operating Temperature	-40		+85	deg C

Mechanical Specifications

Length	1.5 in [38.1 mm]
Width	1.5 in [38.1 mm]
Height	0.4 in [10.16 mm]
Weight	0.1128 lbs [51.17 g]
Finish	Blue Paint

Configuration

Design	Absorptive, SP3T
RF Connector	SMA Female
RF Connector Option	Field Replaceable
Control Connector	Solder Pin

Environmental Specifications

Temperature

Operating Range	-40 to +85 deg C
Storage Range	-55 to +125 deg C

Humidity	MIL-STD-202F, Method 103B, Condition B
Shock	MIL-STD-202F, Method 213B, Condition B
Vibration	MIL-STD-202F, Method 204D, Condition B

Features:

- SP3T Absorptive Switch
- 0.01 GHz to 1.0 GHz
- Insertion Loss 1.4 dB max
- Isolation 60 dB min
- Power Input 20 dBm CW max
- Field Replaceable Connectors

Applications:

- Test & Measurement
- Military Communication
- Commercial Communication
- Wireless Communications
- SATCOM
- Military Electronic Systems
- RF Test Stations

Fairview Microwave
301 Leora Ln., Suite 100
Lewisville, TX 75056
Tel: 1-800-715-4396 / (972) 649-6678
Fax: (972) 649-6689
www.fairviewmicrowave.com
sales@fairviewmicrowave.com

Altitude
Temperature Cycling
ESD Sensitivity

MIL-STD-202F, Method 105C, Condition B
MIL-STD-202F, Method 107D, Condition A
ESD Sensitive Material, Transport material in Approved ESD bags. Handle only in ESD Workstation.



Compliance Certifications (see [product page](#) for current document)

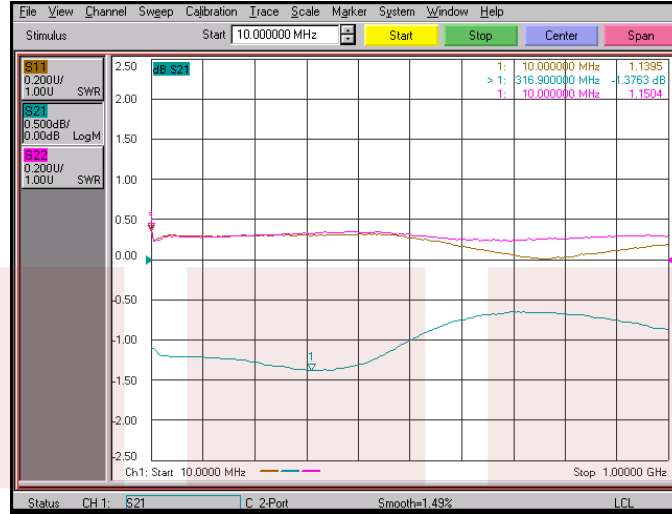
Plotted and Other Data

Notes:

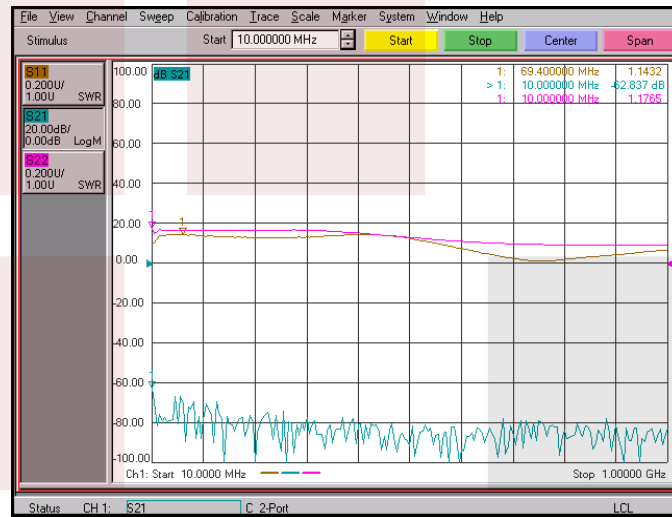


Typical Performance Data

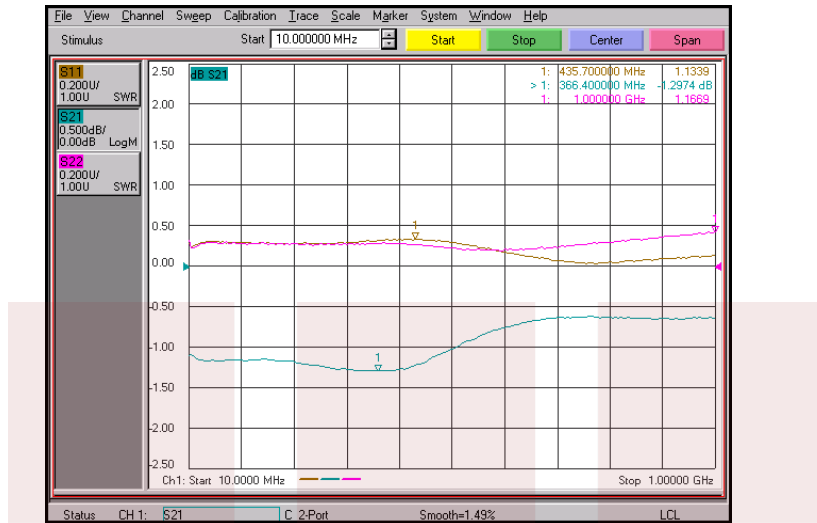
(J1 – J2) Insertion Loss and Return Loss



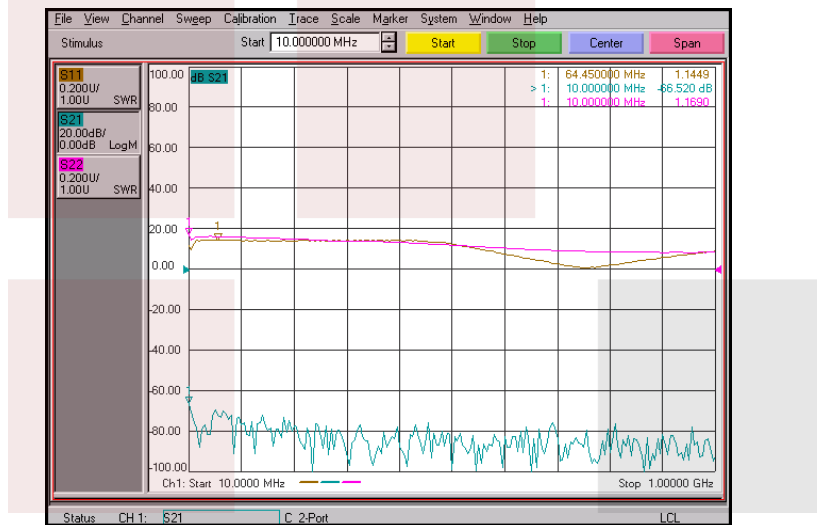
(J1 – J2) Isolation and Termination Return Loss



(J1 – J3) Insertion Loss and Return Loss



(J1 – J3) Isolation and Termination Return Loss

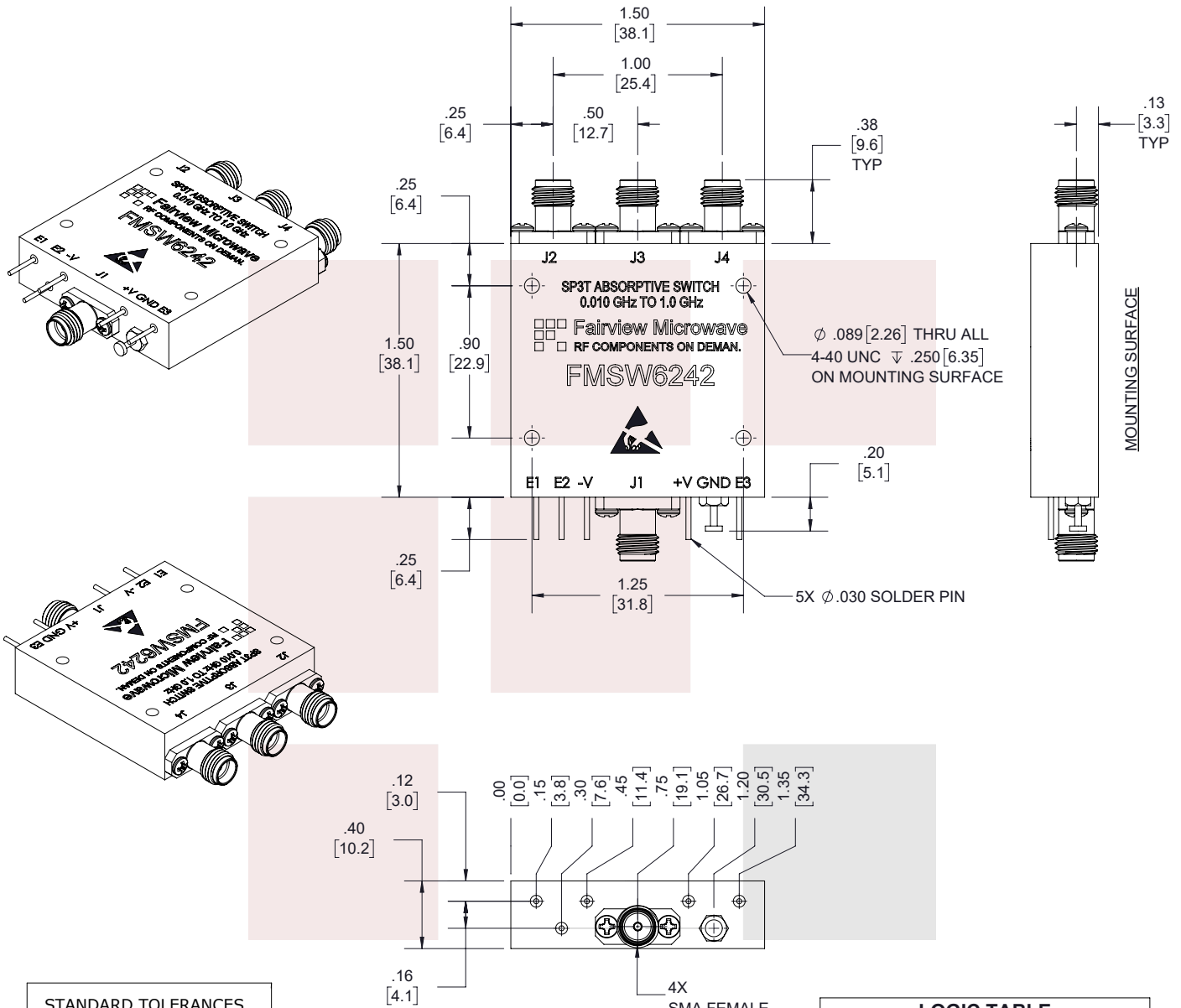


Field Replaceable SMA SP3T PIN Diode Switch Absorptive From 10 MHz to 1,000 MHz Rated at +20 dBm from Fairview Microwave is in-stock and available to ship same-day. All of our RF/microwave products are available off-the-shelf from our ISO 9001:2008 certified facilities in Allen, Texas. Fairview Microwave is RF on-demand.

For additional information on this product, please click the following link: [Field Replaceable SMA SP3T PIN Diode Switch Absorptive From 10 MHz to 1,000 MHz Rated at +20 dBm FMSW6242](#)

URL: <https://www.fairviewmicrowave.com/sma-sp3t-pin-diode-switch-absorptive-1000-mhz-20-dbm-fmsw6242-p.aspx>

The information contained in this document is accurate to the best of our knowledge and representative of the part described herein. It may be necessary to make modifications to the part and/or the documentation of the part, in order to implement improvements. Fairview Microwave reserves the right to make such changes as required. Unless otherwise stated, all specifications are nominal. Fairview Microwave does not make any representation or warranty regarding the suitability of the part described herein for any particular purpose, and Fairview Microwave does not assume any liability arising out of the use of any part or documentation.



STANDARD TOLERANCES

.X	±0.2
.XX	±0.02
.XXX	±0.010

*STANDARD TOLERANCES APPLY ONLY TO DIMENSIONS IN INCHES

LOGIC TABLE

E1	E2	E3	FUNCTION
0	1	1	J1-J2 "LOW LOSS"
1	0	1	J1-J3 "LOW LOSS"
1	1	0	J1-J4 "LOW LOSS"

<p>Fairview Microwave RF COMPONENTS ON DEMAND. <i>Done!</i></p>		<p>NOTES: 1. UNLESS OTHERWISE SPECIFIED ALL DIMENSIONS ARE NOMINAL. 2. ALL SPECIFICATIONS ARE SUBJECT TO CHANGE WITHOUT NOTICE AT ANY TIME. 3. DIMENSIONS ARE IN INCHES [mm].</p>	
<p>TITLE</p> <p>Field Replaceable SMA SP3T PIN Diode Switch Absorptive From 10 MHz to 1,000 MHz Rated at +20 dBm</p>		<p>DWG NO</p> <p>FMSW6242</p> <p>CAGE CODE</p> <p>3FKR5</p>	
CAD FILE	04/03/18	SHEET	1 OF 1
SCALE	N/A	SIZE	A
		7361	