

SPDT Failsafe DC to 12 GHz Electro-Mechanical Relay Switch, up to 600W, 12V, N

The FMSW6398 is a Single Pole Double Throw (SPDT) electromechanical relay switch that operates across a wide frequency range of DC to 12 GHz and can handle up to 200 Watts of CW input power in a break before make condition. The design features a Failsafe actuator and is rated for 2M life cycles for high reliability operation. Insertion loss is specified as low as 0.3 dB and Isolation up to 90 dB minimum. The Failsafe actuator has a +12 Vdc bias voltage, and operates over a temperature range of -25°C to +70°C. The rugged and compact package assembly supports N Female connectors and Solder Pins for DC control. The model is guaranteed to meet MIL-STD-202 environmental test conditions for shock and vibration.



Electrical Specifications

Switch Type SPDT
 Actuator Type Failsafe
 Switching Sequence Break before Make

Description	Min	Typ	Max	Units
Frequency Range	DC		12	GHz
Impedance		50		Ohms
Operating Voltage	11	12	13	Volts
Actuating Set Current @ 12 Volts		200		mA
VSWR		1.25:1	1.4:1	
Insertion Loss		0.3	0.5	dB
Isolation	70	90		dB
Input Power (CW)			200	Watts
Switching Time			20	ms

Performance by Frequency

Description	F1	F2	F3	F4	F5	Units
Frequency Range	DC - 1	1 - 4	4 - 8	8 - 12		GHz
VSWR, Max	1.25:1	1.3:1	1.4:1	1.4:1		
Insertion Loss, Max	0.3	0.4	0.4	0.5		dB
Isolation, Min	90	80	80	70		dB
Power In, Typ (CW)	600	300	230	200		Watts

Mechanical Specifications

Size
 Weight 0.3835 lbs [173.95 g]
 Body Material and Plating Aluminum
 Package Type Connectorized
 Operating Life 2,000,000 Cycles

Features:

- Single Pole Double Throw
- DC to 12 GHz Frequency Range
- 2M Cycle Min Operating Life
- +12 Volt DC
- 200 Watt Avg Power
- Failsafe Actuator
- -25 to +70°C Operating Temperature
- Insertion Loss as low as 0.3 dB
- VSWR 1.4:1 Max
- N Female RF connectors
- Solder Pins DC Control
- Hot Switching Capability - Consult Factory
- S-Parameter Data available upon request

Applications:

- High Performance Relay Switch
- Military Communications
- Communications Systems
- Test & Measurement

Fairview Microwave
 301 Leora Ln., Suite 100
 Lewisville, TX 75056
 Tel: 1-800-715-4396 / (972) 649-6678
 Fax: (972) 649-6689
www.fairviewmicrowave.com
sales@fairviewmicrowave.com

Connectors

RF Connector Type	N Female
RF Connector Contact Material & Plating	Beryllium Copper, Gold
RF Connector Body Material & Plating	Aluminum, Nickel
Control Connector	Solder Pin

Environmental Specifications

Temperature

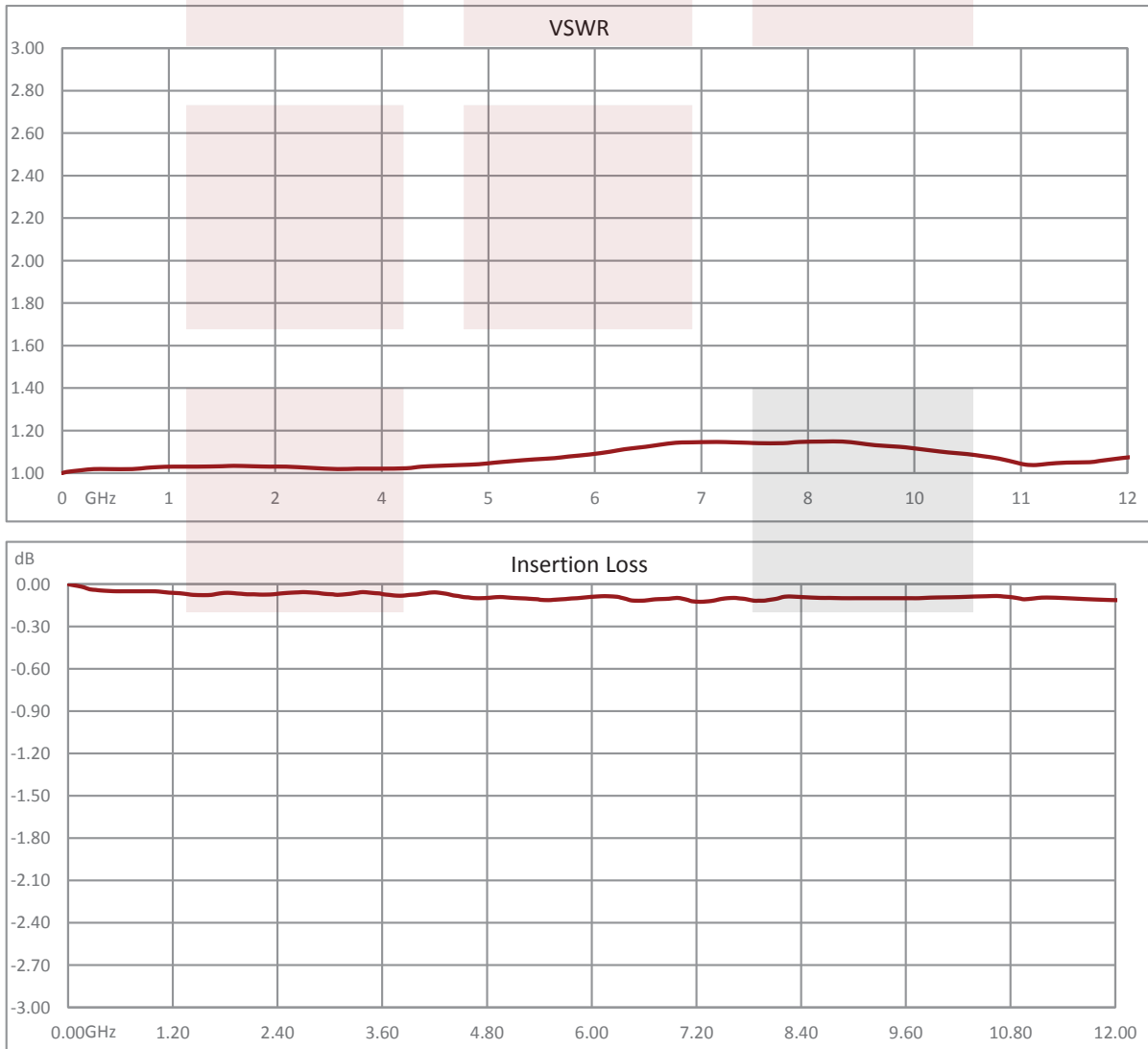
Operating Range	-25 to +70 deg C
Storage Range	-55 to +100 deg C


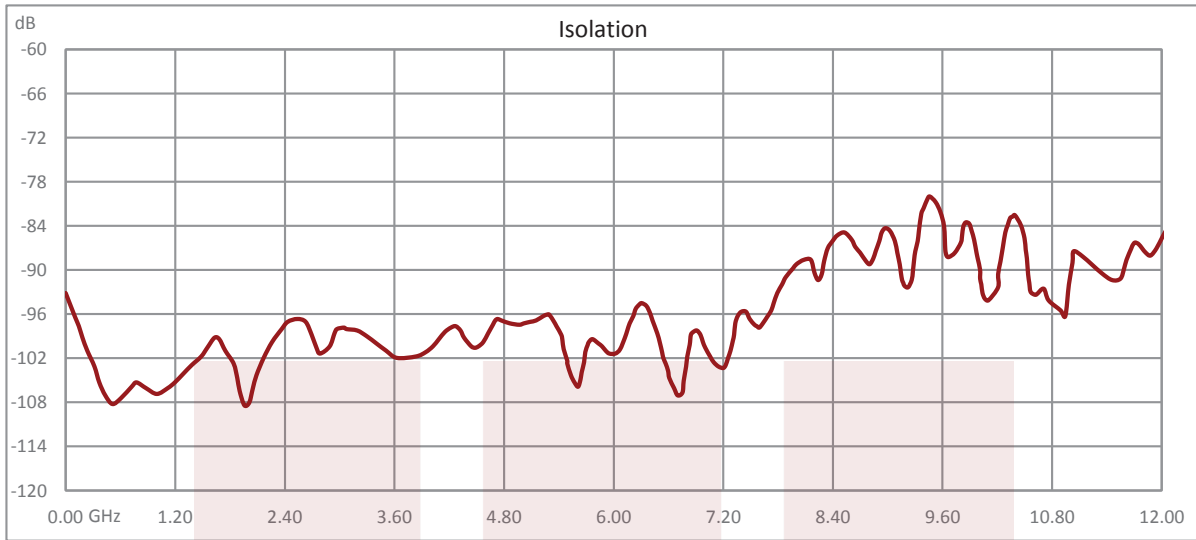
Compliance Certifications (see [product page](#) for current document)

Plotted and Other Data

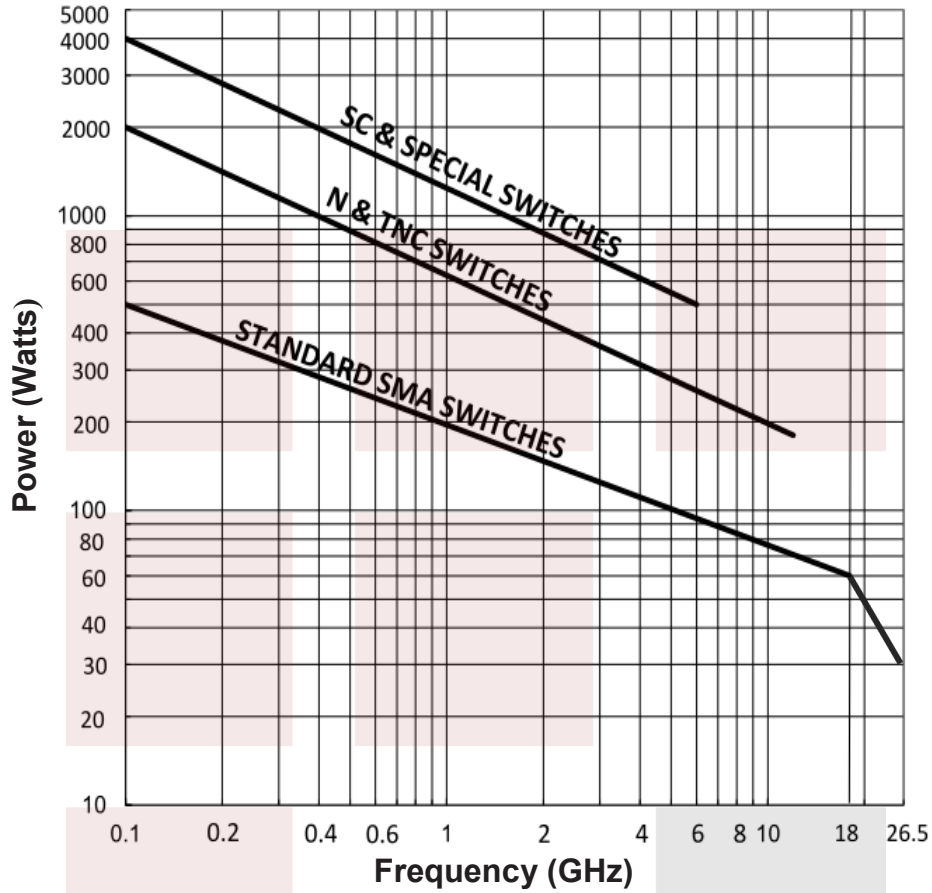
Notes:

Typical Performance Data





Power Handling vs. Frequency & Connector Type



Environmental and Test Conditions:

- Ambient temperature of 25°C or less
- Altitude: Sea Level
- Load VSWR: 1.20:1 max.
- Cold Switching

SPDT Failsafe DC to 12 GHz Electro-Mechanical Relay Switch, up to 600W, 12V, N from Fairview Microwave is in-stock and available to ship same-day. All of our RF/microwave products are available off-the-shelf from our ISO 9001:2008 certified facilities in Allen, Texas. Fairview Microwave is RF on-demand.

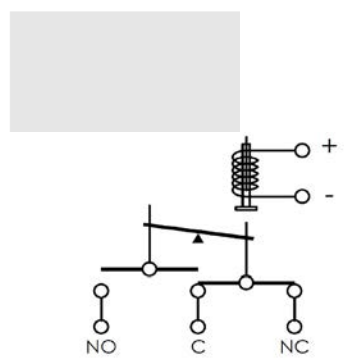
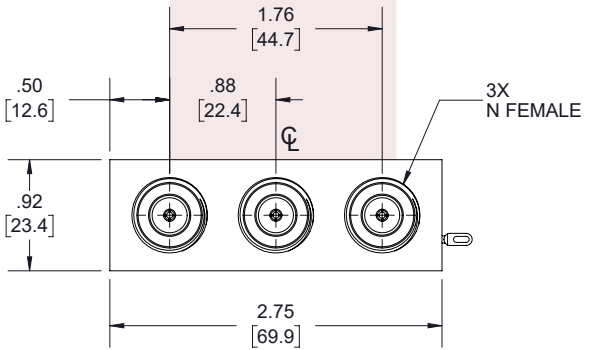
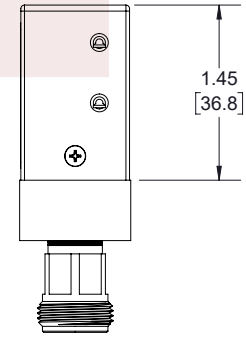
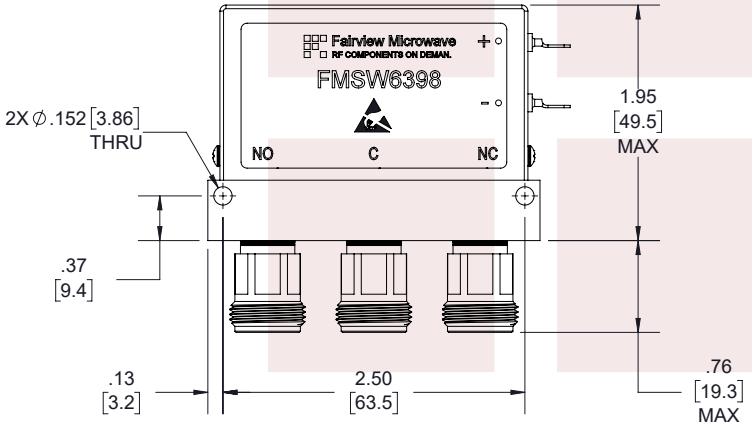
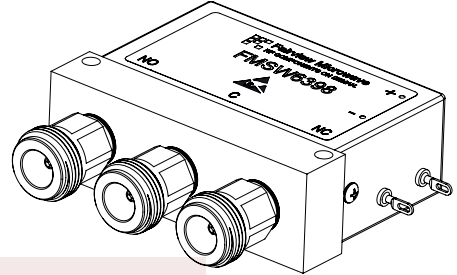
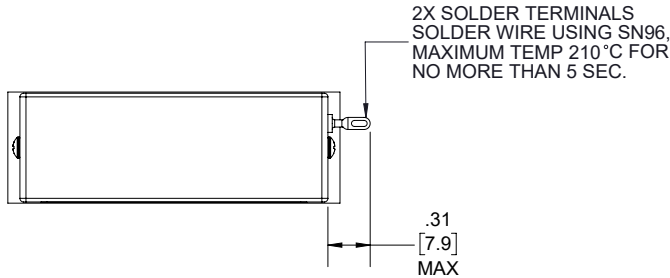
For additional information on this product, please click the following link: [SPDT Failsafe DC to 12 GHz Electro-Mechanical Relay Switch, up to 600W, 12V, N FMSW6398](#)

URL: <https://www.fairviewmicrowave.com/spdt-failsafe-12-ghz-electro-mechanical-relay-switch-200w-12v-n-fmsw6398-p.aspx>

The information contained in this document is accurate to the best of our knowledge and representative of the part described herein. It may be necessary to make modifications to the part and/or the documentation of the part, in order to implement improvements. Fairview Microwave reserves the right to make such changes as required. Unless otherwise stated, all specifications are nominal. Fairview Microwave does not make any representation or warranty regarding the suitability of the part described herein for any particular purpose, and Fairview Microwave does not assume any liability arising out of the use of any part or documentation.



REVISIONS			
REV.	DESCRIPTION	DATE	APPROVED
A	PCR FMSW6397	1/6/2020	T.GALLA



SCHEMATIC SHOWN IN FAILSAFE POSITION

THESE COMMODITIES, TECHNOLOGY OR SOFTWARE WERE EXPORTED FROM THE UNITED STATES IN ACCORDANCE WITH THE EXPORT ADMINISTRATION REGULATIONS. DIVERSION CONTRARY TO U.S. LAW PROHIBITED.

Fairview Microwave
an INFINIT[®] brand

TITLE

SPDT Failsafe DC to 12 GHz Electro-Mechanical Relay Switch, up to 600W, 12V, N

UNLESS OTHERWISE SPECIFIED LEADING DIMENSIONS ARE INCHES DIMENSIONS IN [] ARE MILLIMETERS		THIRD-ANGLE PROJECTION	
TOLERANCES:		CABLE LENGTH (L) TOLERANCES:	
.X = ±.2 [5.08]	FRACTIONS ± 1/32	L ≤ 12 [305] = +1 [25] / -0	THE INFORMATION AND DESIGN IN THIS DOCUMENT IS THE PROPERTY OF FAIRVIEW MICROWAVE CORPORATION. ALL RIGHTS RESERVED.
.XX = ±.02 [.51]	ANGLES ± 1°	12 [305] < L ≤ 60 [1524] = +2 [51] / -0	
.XXX = ±.005 [.13]		60 [1524] < L ≤ 120 [3048] = +4 [102] / -0	
		120 [3048] < L ≤ 300 [7620] = +6 [152] / -0	SHEET 1 OF 1
ALL DIMENSIONS SHOWN ARE FOR REFERENCE ONLY.		SCALE N/A	
SIZE A	CAGE CODE 3FKR5	DRAWN BY K.DANG	ITEM NO. FMSW6398
			REV A

T-Rev.D