

Low PIM 4.1/9.5 Mini DIN Unequal Tapper With 8 dB Coupled Port From 350 MHz to 5.85 GHz Rated To 300 Watts

The FMTP1006 is a 5.3:1 Split Ratio Tapper with 4.1/9.5 Mini DIN Female connectors rated to 300 watt CW. Insertion loss is a low 0.17 dB. The Nominal Coupling value at 698 to 960 MHz and 1,710 to 2,700 MHz is 8 dB.

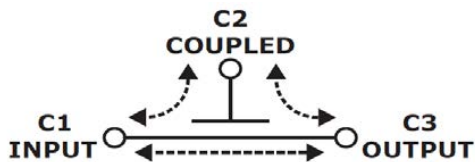
Fairview Microwave's family of Low PIM Power Tappers (Unequal Power Dividers) are designed without solder joints and a unique airline distributed capacitor construction allows for exceptional performance within the 350 to 5,850 MHz frequency range. They are offered in a range of Split Ratios to allow flexibility in the design of your DAS system. Especially designed and manufactured for the rigors of low PIM systems, this family of Tappers is rated at an average power of 300 watt CW, and have PIM performance of -160 dBc or better. They can be used indoor or outdoor as they meet the moisture requirements of IP67. They are available in four different connector types: N, DIN 7-16, 4.3-10, and Mini DIN 4.1/9.5.

Electrical Specifications

| Description | Min | Typ | Max | Units |
|--|------|-------|------|--------|
| Frequency Range | 0.35 | | 5.85 | GHz |
| Split Ratio | | 5.3:1 | | |
| Impedance | | 50 | | Ohms |
| Coupling | | 8 | | dB |
| Coupling (C1 - C2) | | 8 | | dB |
| Coupling (C1 - C3) | | 0.8 | | dB |
| Insertion Loss | | | 0.17 | dB |
| Passive Intermodulation 2 tones at 43 dBm, F1 = 1930 MHz, F2 = 1990 MHz | | | -160 | dBc |
| Input Power (CW) | | | 300 | Watts |
| Input Power (Peak) | | | 3 | KWatts |

Performance by Frequency

| Description | F1 | F2 | F3 | F4 | F5 | Units |
|---------------------|-----------|-----------|-------------|-----------|-------------|-------|
| Frequency Range | 350 - 520 | 698 - 960 | 1710 - 2700 | 3500-4500 | 4900 - 5850 | MHz |
| Coupling (Tested) | | 8.3 ± 0.4 | 7.7 ± 0.5 | | | dB |
| Typical Coupling | 8 | | | 7.4 | 8.5 | dB |
| Maximum Return Loss | | -19.8 | -19.8 | | | dB |
| Typical Return Loss | -17.5 | | | -17.5 | -17.5 | dB |



Electrical Specification Notes:

Not designed for use in the 1,500 to 1,690 MHz frequency range.



Features:

- 5.3:1 Split (8 dB Coupling)
- Low PIM (-160 dBc)
- 300 watt CW Rating
- 350 to 5,850 MHz
- VSWR 1.25
- 4.1/9.5 Mini DIN Female Connector
- Mounting Bracket

Applications:

- Indoor/Outdoor Use (IP67)
- Base Station
- 4G/LTE/AWS/PCS/PMR/UMTS/TETRA/WiFi/WiMAX
- Distributed Antenna Systems (DAS)
- Wireless Infrastructure

Fairview Microwave
 1130 Junction Dr. #100
 Allen, TX 75013
 Tel: 1-800-715-4396 / (972) 649-6678
 Fax: (972) 649-6689
www.fairviewmicrowave.com
sales@fairviewmicrowave.com

Mechanical Specifications

Size

Length 4 in [101.6 mm]
 Width 1 in [25.4 mm]
 Height 2.11 in [53.59 mm]

Weight 0.7468 lbs [338.74 g]

Housing Material and Plating Aluminum, Chem Film

Configuration

Package Type Connectorized
 Input Connector 4.1/9.5 Mini DIN Female
 Output Connector 4.1/9.5 Mini DIN Female
 Coupled Connector 4.1/9.5 Mini DIN Female

Environmental Specifications

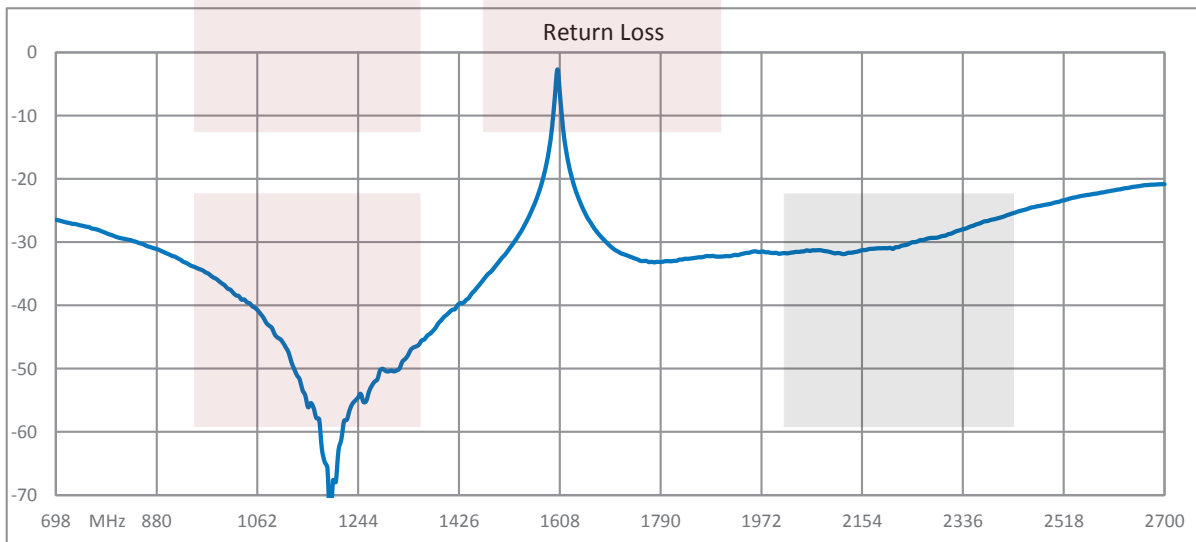
Humidity IP67

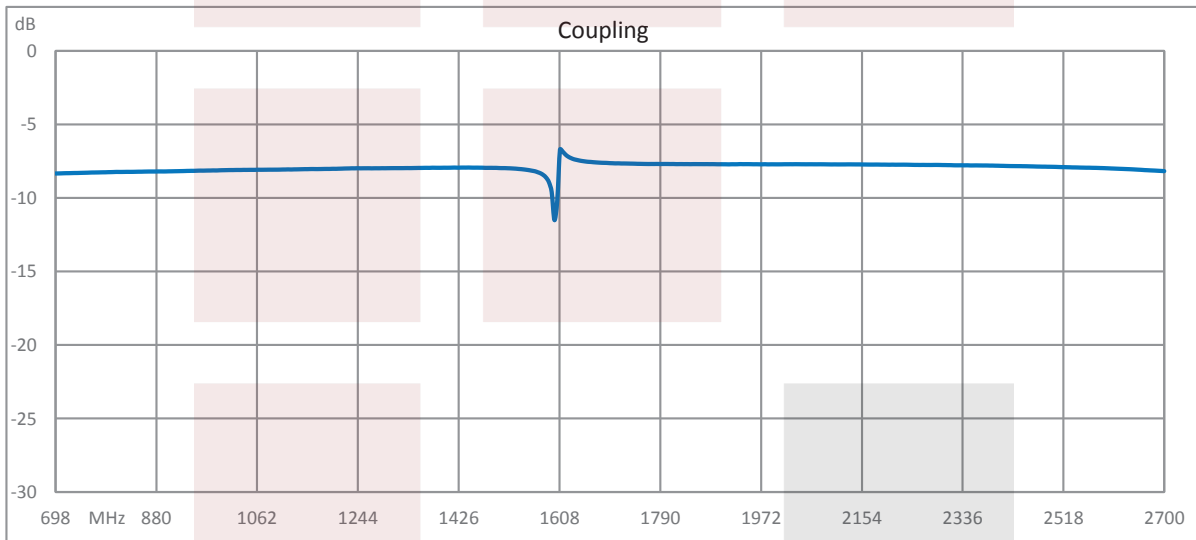
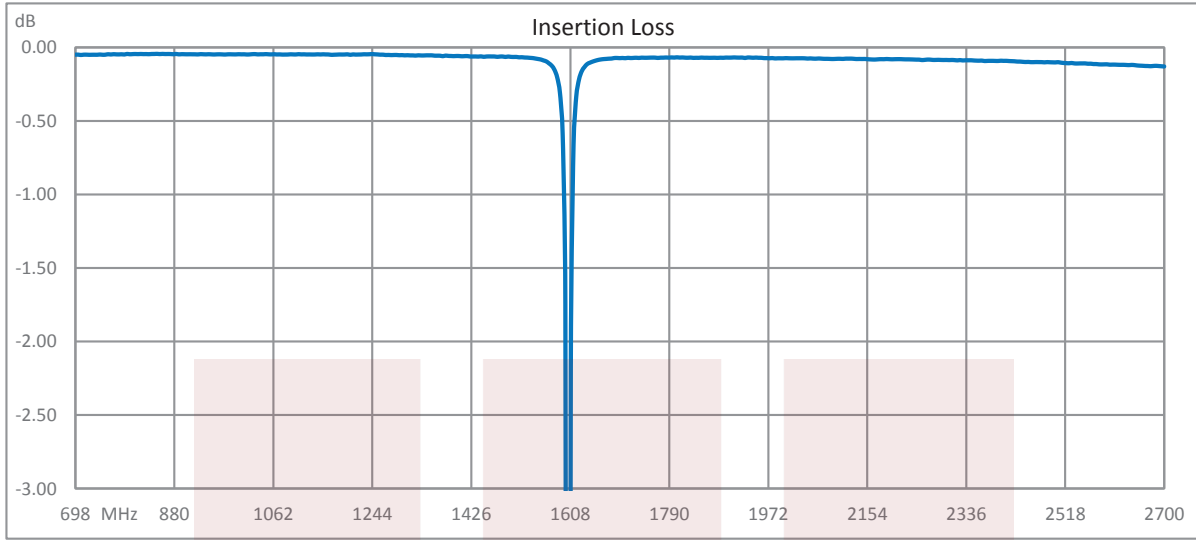
Compliance Certifications (see [product page](#) for current document)

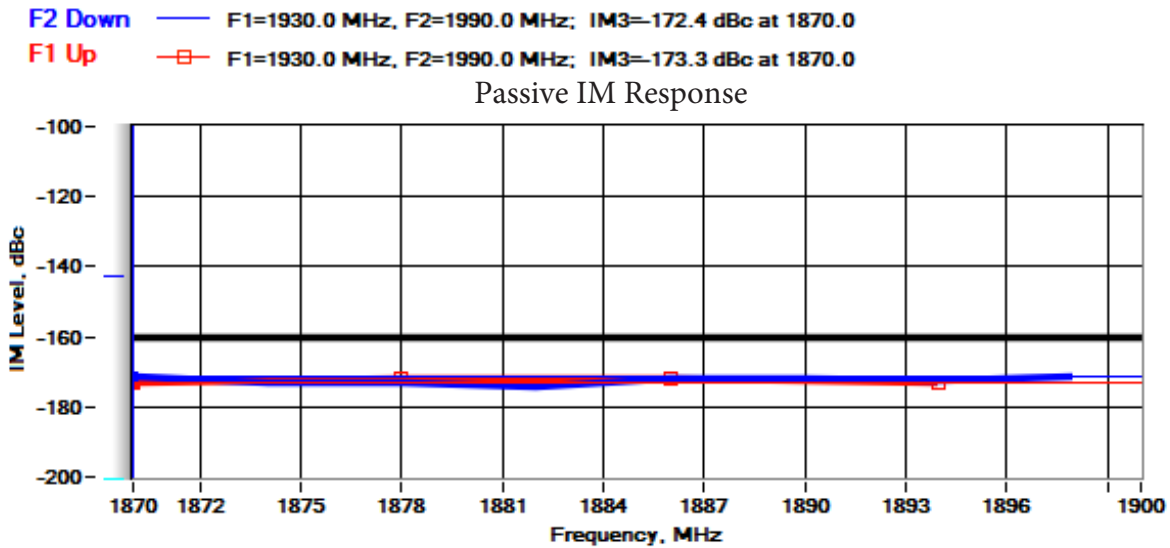
Plotted and Other Data

Notes:

Typical Performance Data





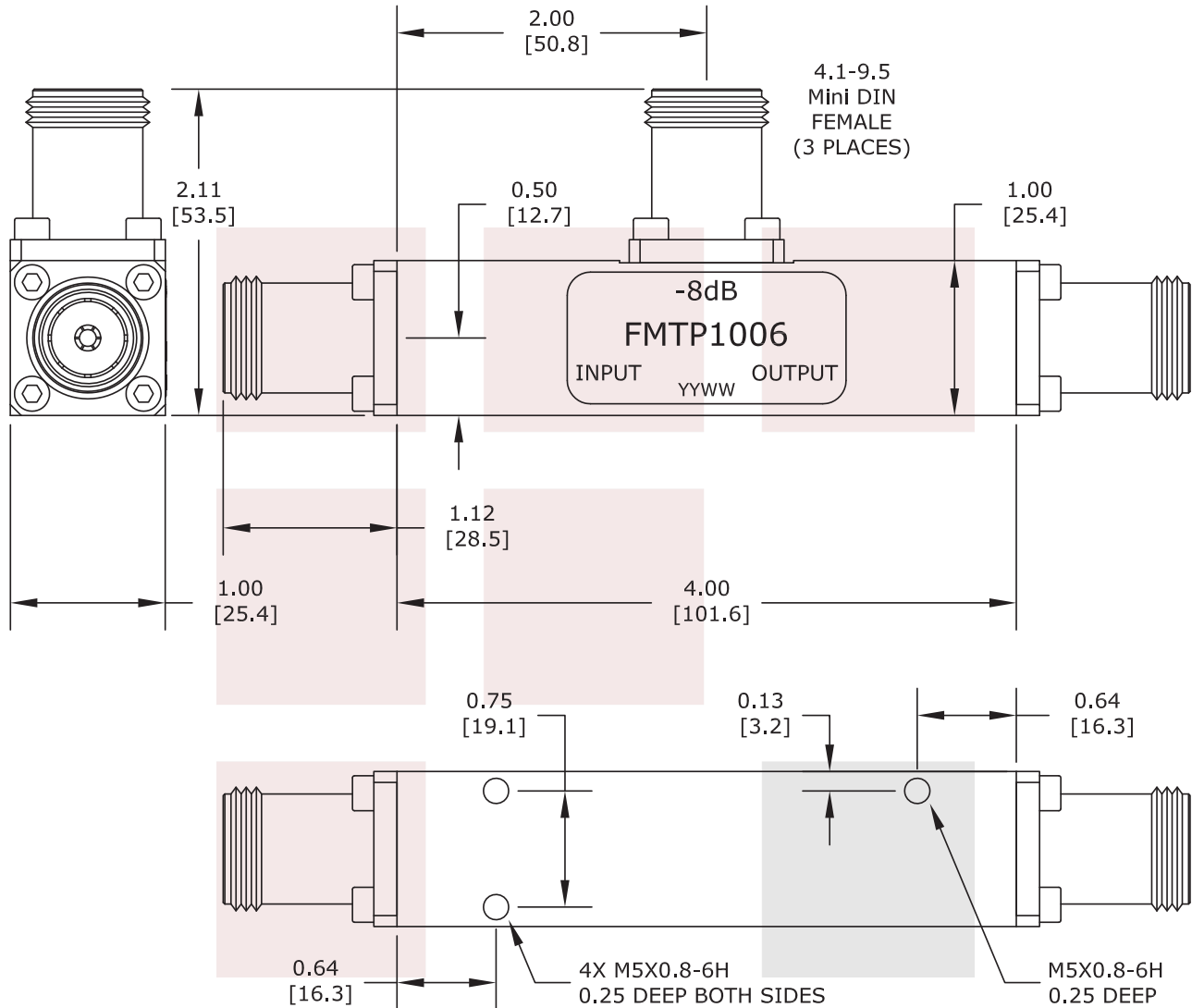


Low PIM 4.1/9.5 Mini DIN Unequal Tapper With 8 dB Coupled Port From 350 MHz to 5.85 GHz Rated To 300 Watts from Fairview Microwave is in-stock and available to ship same-day. All of our RF/microwave products are available off-the-shelf from our ISO 9001:2008 certified facilities in Allen, Texas. Fairview Microwave is RF on-demand.

For additional information on this product, please click the following link: [Low PIM 4.1/9.5 Mini DIN Unequal Tapper With 8 dB Coupled Port From 350 MHz to 5.85 GHz Rated To 300 Watts FMTP1006](#)

URL: <https://www.fairviewmicrowave.com/low-pim-4.1-9.5-mini-din-unequal-tapper-8-db-5.85-ghz-fmtp1006-p.aspx>

The information contained in this document is accurate to the best of our knowledge and representative of the part described herein. It may be necessary to make modifications to the part and/or the documentation of the part, in order to implement improvements. Fairview Microwave reserves the right to make such changes as required. Unless otherwise stated, all specifications are nominal. Fairview Microwave does not make any representation or warranty regarding the suitability of the part described herein for any particular purpose, and Fairview Microwave does not assume any liability arising out of the use of any part or documentation.



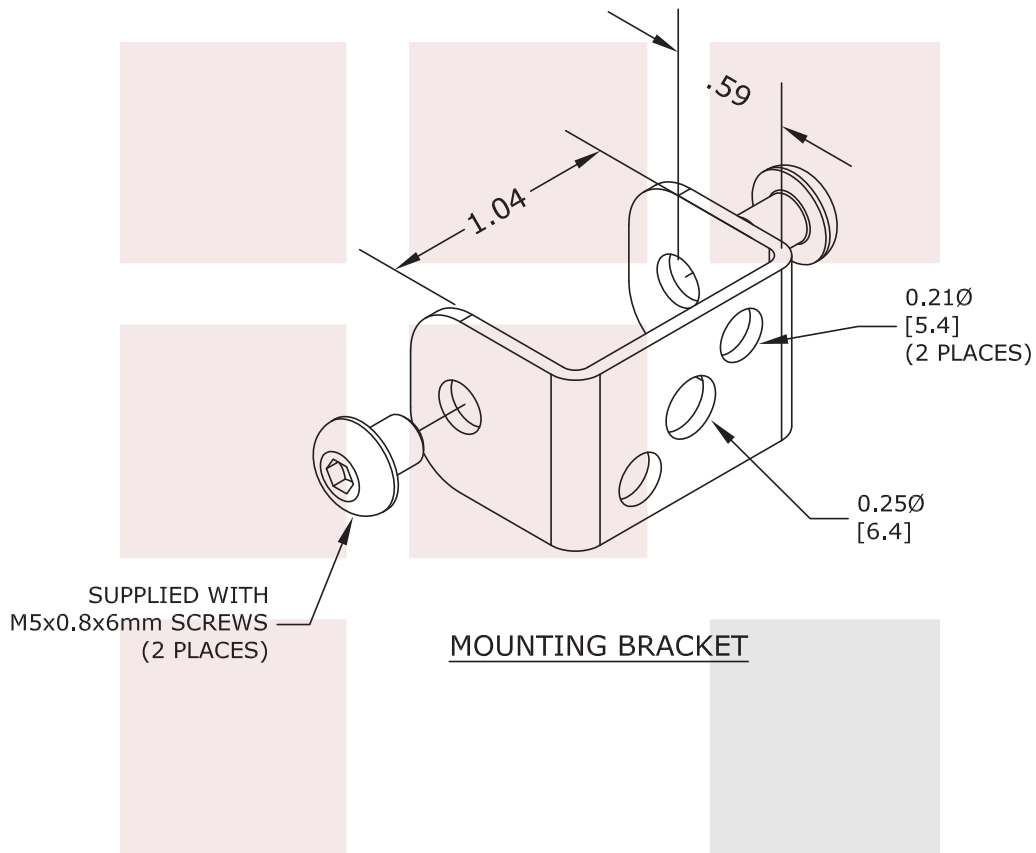
TOLERANCES:
 HOLE TOLERANCE: X.XXX ±.003
 LENGTH TOLERANCE: X.XXX ±.010
 LENGTH TOLERANCE: X.XX ±.03

FAIRVIEW MICROWAVE INC.
 ALLEN, TX 75013 WWW.FAIRVIEWMICROWAVE.COM

NOTES:
 1. UNLESS OTHERWISE SPECIFIED ALL DIMENSIONS ARE NOMINAL.
 2. ALL SPECIFICATIONS ARE SUBJECT TO CHANGE WITHOUT NOTICE AT ANY TIME.
 3. DIMENSIONS ARE IN INCHES [mm].

TITLE
 Low PIM 4.1/9.5 Mini DIN Unequal Tapper With 8 dB
 Coupled Port From 350 MHz to 5.85 GHz Rated To 300
 Watts

| | | | | |
|----------------------------|--------------|---------------------------|------------------|-------------|
| DWG NO FMTMP1006 | | CAGE CODE 3FKR5 | | |
| CAD FILE 080516 | SHEET | SCALE N/A | SIZE A | 2233 |



TOLERANCES:
 HOLE TOLERANCE: X.XXX ±.003
 LENGTH TOLERANCE: X.XXX ±.010
 LENGTH TOLERANCE: X.XX ±.03

| | | | | | |
|---|--------|---|-------|--------------------|-------------|
| FAIRVIEW MICROWAVE INC. ALLEN, TX 75013 WWW.FAIRVIEWMICROWAVE.COM | | NOTES: 1. UNLESS OTHERWISE SPECIFIED ALL DIMENSIONS ARE NOMINAL. 2. ALL SPECIFICATIONS ARE SUBJECT TO CHANGE WITHOUT NOTICE AT ANY TIME. 3. DIMENSIONS ARE IN INCHES [mm]. | | | |
| TITLE Low PIM 4.1/9.5 Mini DIN Unequal Tapper With 8 dB Coupled Port From 350 MHz to 5.85 GHz Rated To 300 Watts | | DWG NO FMTMP1006 | | CAGE CODE 3FKR5 | |
| CAD FILE | 080516 | SHEET | SCALE | N/A | SIZE A 2233 |