

VCO (Voltage Controlled Oscillator) Frequency of 50 MHz to 100 MHz, Phase Noise -115 dBc/Hz and SMA

FMVC31005 is a High Reliability Low Noise Voltage Controlled Oscillator (VCO) which covers a 50 MHz to 100 MHz frequency band with a voltage tuning range from 0.5V to 20V. This design features exceptional phase noise performance of -115 dBc/Hz typ @ 10 kHz offset. Supply Voltage is +15V with a generated output power level of +12.0 dBm typ and 2nd harmonic output of -12.0 dBc typical. The assembly is RoHS compliant and available in a compact sized rugged metal housing which supports a field replaceable SMA female connector, RFI Voltage and ground pins. The VCO operates over a temperature range of -40°C to +85°C and is designed to meet a variety of MIL-STD-202 test conditions including Humidity, Shock, and Vibration.



Electrical Specifications

Description	Min	Typ	Max	Units
Frequency Range	50		100	MHz
Tuning Voltage	0.5		20	Vdc
Supply Voltage (DC)	14	15	16	Vdc
Supply Current (DC)		18	22	mA
Phase Noise @1kHz Offset		-88	-86	dBc/Hz
Phase Noise @10kHz Offset		-115	-113	dBc/Hz
Phase Noise @100kHz Offset		-135	-133	dBc/Hz
Output Power	+10	+12	+14	dBm
Tuning Sensitivity (Kvco)	2		5	MHz/V
Pushing		0.05	0.1	MHz/V
Pulling (pk-pk)		100	200	KHz
Tuning Port Capacitance		82		pF
Load Impedance		50		Ohms
2nd Harmonics		-12	-10	dBc

Electrical Specification Notes:
 Pulling @ 1.5 VSWR

Mechanical Specifications

Size	
Length	0.95 in [24.13 mm]
Width	0.95 in [24.13 mm]
Height	0.285 in [7.24 mm]
Body Material and Plating	Aluminum
Design	Commercial
Output Connector	SMA Female

Environmental Specifications

Temperature	
Operating Range	-40 to +85 deg C
Storage Range	-55 to +125 deg C
Humidity	MIL-STD-202, Method 103, 90% RH, +65 C
Shock	MIL-STD-202, Method 213I
Vibration	MIL-STD-202, Method 204D
Temperature Cycle	MIL-STD-202, Method 107B

Features:

- 50 to 100 MHz Bandwidth
- -115 dBc/Hz typ @ 10kHz offset
- Tuning Voltage 0.5V to 20V
- Pout = +12.0 dBm typ
- Harmonics = -12.0 dBc typ
- RoHS Compliant Assembly
- Compact Size Rugged Metal Coaxial package
- Field Replaceable SMA Female Connector
- Designed to meet MIL-STD-202 Environmental Conditions

Applications:

- Phase Locked Loop
- Function Generators
- Frequency Synthesizers
- Receivers
- Electronic Jamming Equipment
- Local Oscillator
- Wireless Communications
- SATCOM
- Optical Communications
- Military Electronic Systems

Fairview Microwave
 1130 Junction Dr. #100
 Allen, TX 75013
 Tel: 1-800-715-4396 / (972) 649-6678
 Fax: (972) 649-6689
www.fairviewmicrowave.com
sales@fairviewmicrowave.com

ESD Sensitivity

ESD Sensitive Material, Transport material in Approved ESD bags. Handle only in ESD Workstation.

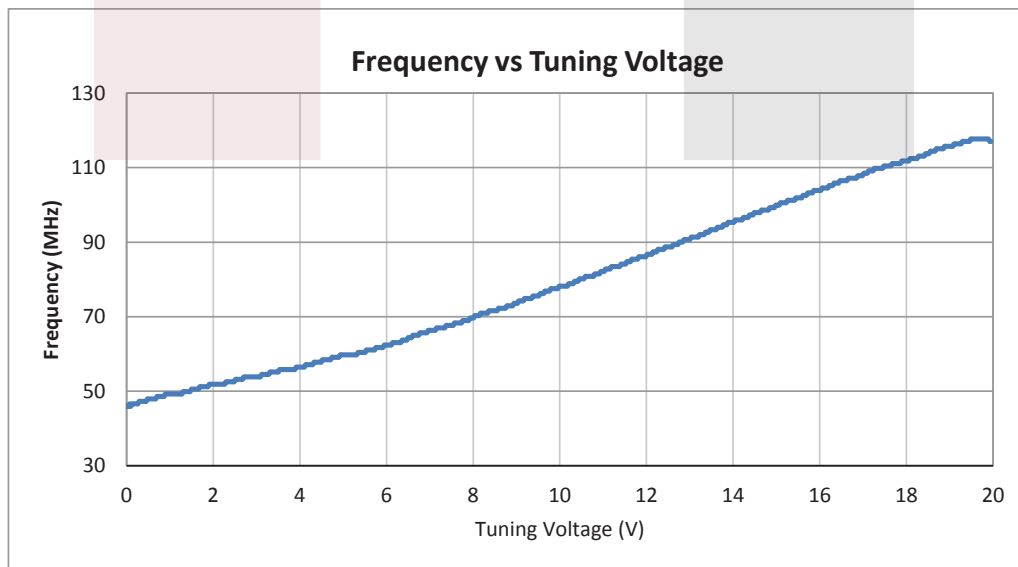
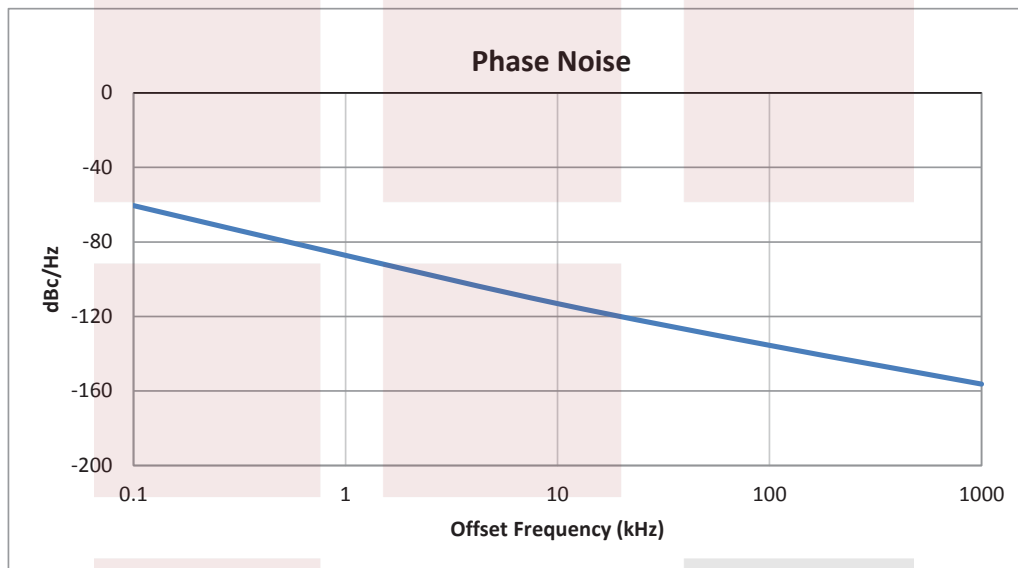


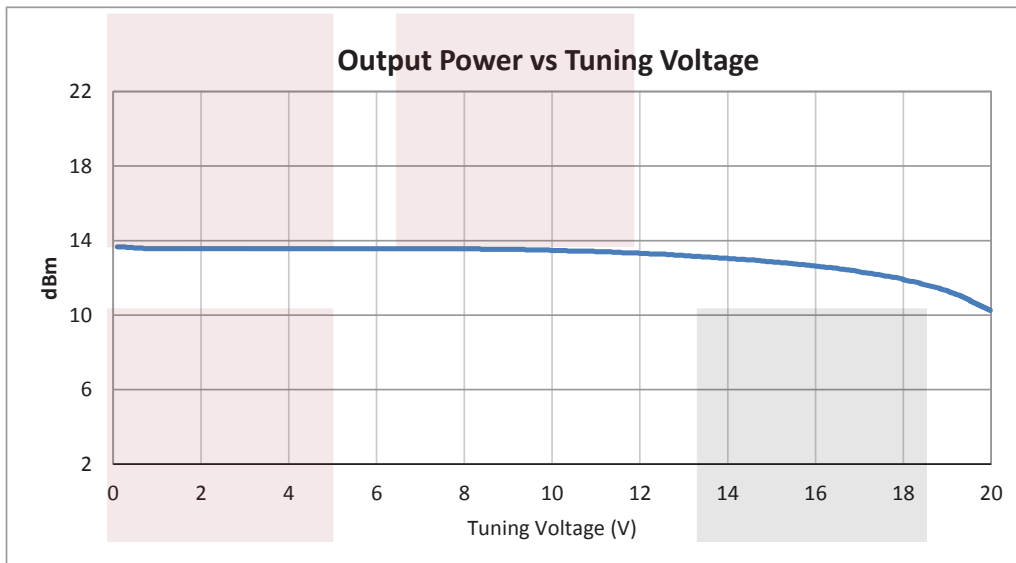
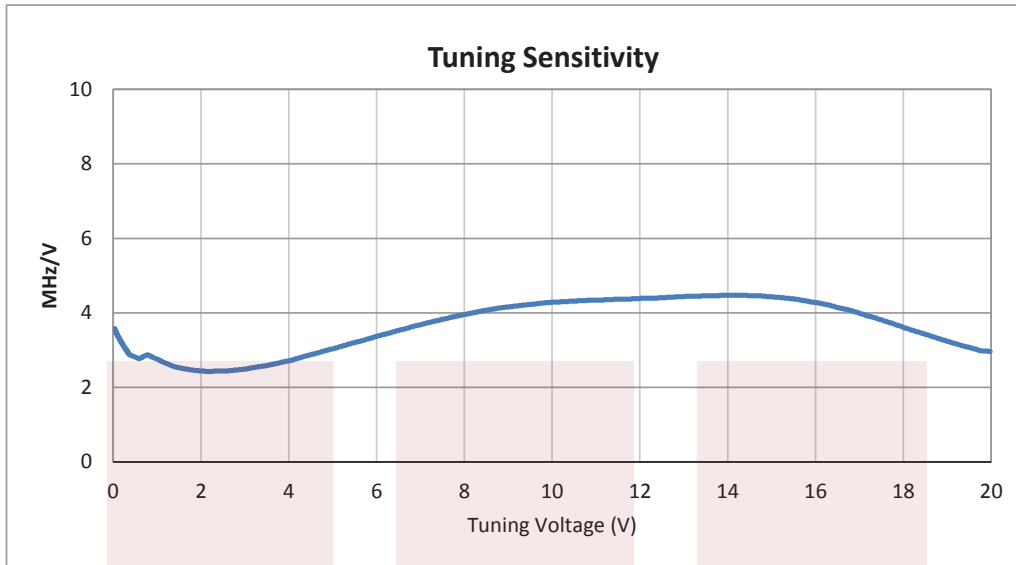
Compliance Certifications (see [product page](#) for current document)

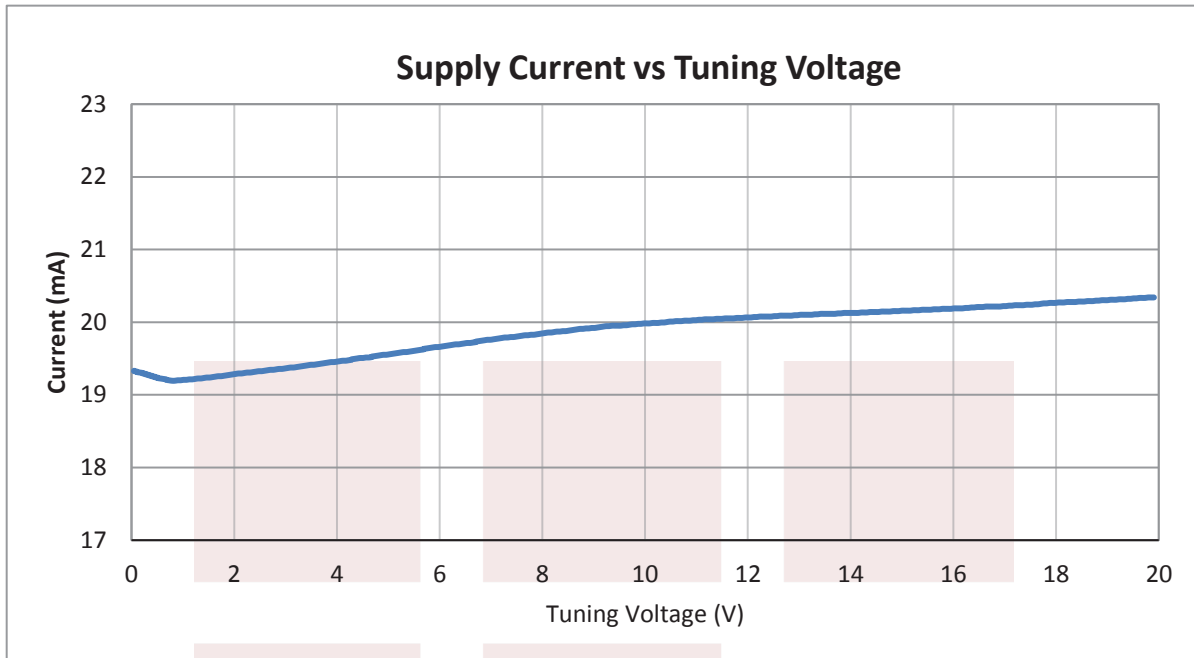
Plotted and Other Data

Notes:

Typical Performance Data





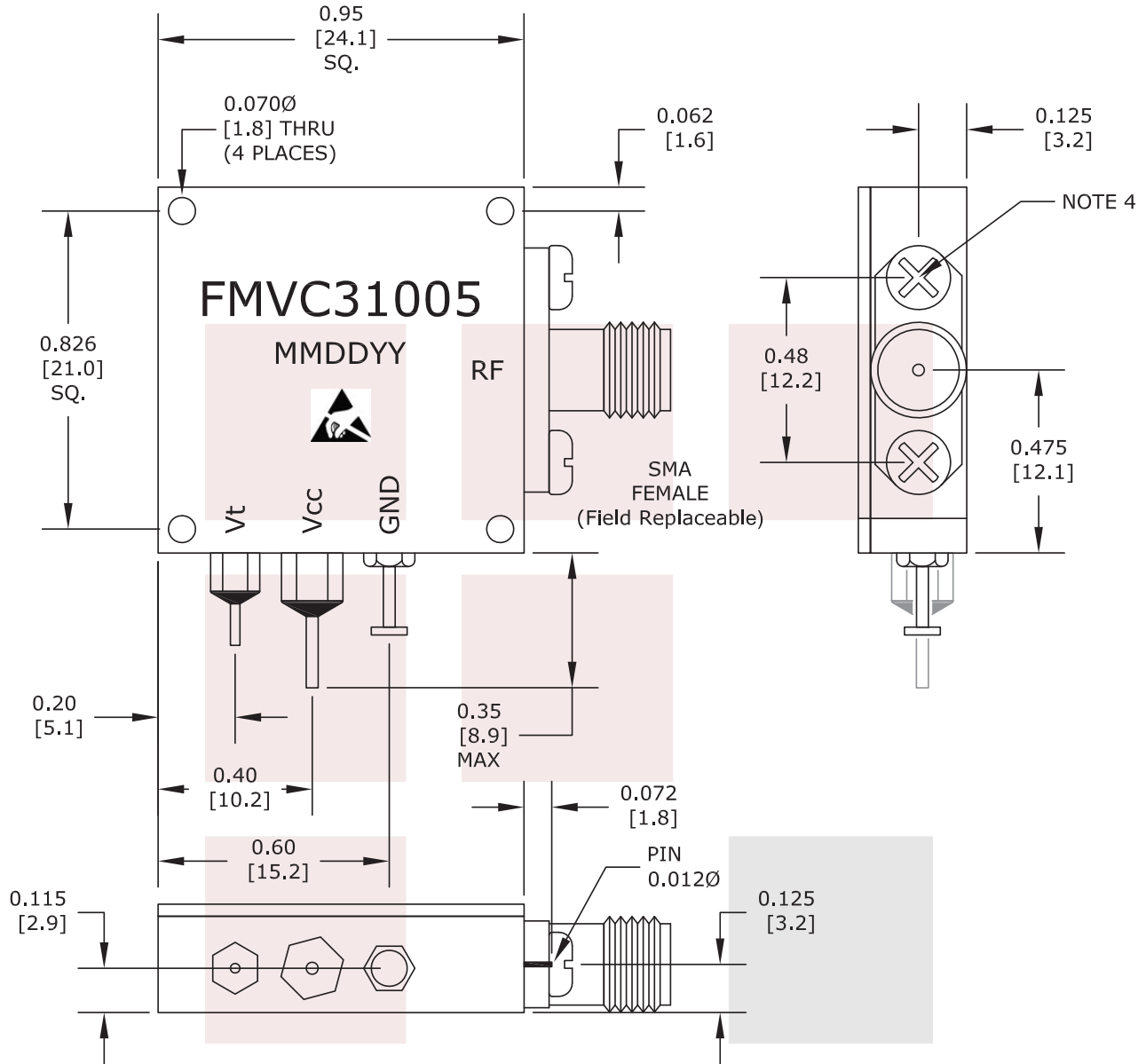


VCO (Voltage Controlled Oscillator) Frequency of 50 MHz to 100 MHz, Phase Noise -115 dBc/Hz and SMA from Fairview Microwave is in-stock and available to ship same-day. All of our RF/microwave products are available off-the-shelf from our ISO 9001:2008 certified facilities in Allen, Texas. Fairview Microwave is RF on-demand.

For additional information on this product, please click the following link: [VCO \(Voltage Controlled Oscillator\) Frequency of 50 MHz to 100 MHz, Phase Noise -115 dBc/Hz and SMA FMVC31005](https://www.fairviewmicrowave.com/vco-voltage-controlled-oscillator-100-mhz-fmvc31005-p.aspx)

URL: <https://www.fairviewmicrowave.com/vco-voltage-controlled-oscillator-100-mhz-fmvc31005-p.aspx>

The information contained in this document is accurate to the best of our knowledge and representative of the part described herein. It may be necessary to make modifications to the part and/or the documentation of the part, in order to implement improvements. Fairview Microwave reserves the right to make such changes as required. Unless otherwise stated, all specifications are nominal. Fairview Microwave does not make any representation or warranty regarding the suitability of the part described herein for any particular purpose, and Fairview Microwave does not assume any liability arising out of the use of any part or documentation.



NOTES:

1. THE CASE IS GROUND.
2. UNLESS OTHERWISE SPECIFIED ALL DIMENSIONS ARE IN INCHES [mm].
3. ENCLOSURE FINISH IS ALODINE 1200 OR EQUIVALENT.
4. UNC 2-56 TYP 2 PLCS. MOUNTING SCREWS NOT EXCEED 0.062" INTRUSION INTO CAVITY (HOUSING WALL THICKNESS 0.125").

FAIRVIEW MICROWAVE INC. ALLEN, TX 75013 WWW.FAIRVIEWMICROWAVE.COM		NOTES: 1. UNLESS OTHERWISE SPECIFIED ALL DIMENSIONS ARE NOMINAL. 2. ALL SPECIFICATIONS ARE SUBJECT TO CHANGE WITHOUT NOTICE AT ANY TIME. 3. DIMENSIONS ARE IN INCHES [mm].	
TITLE VCO (Voltage Controlled Oscillator) Frequency of 50 MHz to 100 MHz, Phase Noise -115 dBc/Hz and SMA		DWG NO FMVC31005	CAGE CODE 3FKR5
CAD FILE 040716	SHEET	SCALE N/A	SIZE A 2233