

## WR-12 Waveguide Section 6 Inch Straight Length with UG-387/U Round Cover Flange from 60 GHz to 90 GHz in Instrumentation Grade

Pasternack's FMW12S010-6 is a 6 inch WR-12 straight waveguide section that operates from 60 GHz to 90 GHz. This straight waveguide section offers a typical 0.5 dB insertion loss and a typical 1.06 VSWR. The input of this straight waveguide section has a UG-387/U Round Cover flange. FMW12S010-6 is part of over 40,000 RF, microwave and millimeter wave components. Our instrumentation grade WR-12 straight waveguide section will ship worldwide the same day it is purchased along with our other RF components.

### Electrical Specifications\*

Description	Min	Typ	Max	Units
Frequency Range	60		90	GHz
VSWR		1.06:1		
Insertion Loss		0.5		dB

\* Values at 25°C, sea level

### Mechanical Specifications

Waveguide Size	WR-12
Waveguide Design	Instrumentation Grade
Section Length	6 in [152.4 mm]
<b>Flange 1</b>	
Flange Type	Round Cover
Flange Designation	UG-387/U
Material	Brass
Plating	Gold
<b>Waveguide</b>	
Interface	WR-12
Material	Oxygen Free Hard Copper
Plating	Gold
<b>Flange 2</b>	
Flange Type	Round Cover
Flange Designation	UG-387/U
Material	Brass
Plating	Gold
<b>Size</b>	
Weight	0.075 lbs [34.02 g]

**Compliance Certifications** (see [product page](#) for current document)

### Plotted and Other Data

Notes:

- Values at 25 °C, sea level



### Features:

- 6" Length
- WR-12 Waveguide
- UG-387/U Round Cover Flange
- 60 GHz to 90 GHz Frequency Range
- Comprehensive waveguide offering also includes E-Bends, H-Bends, Waveguide to Coax Adapters, Filters, Terminations, and more.


Fairview Microwave  
 301 Leora Ln., Suite 100  
 Lewisville, TX 75056  
 Tel: 1-800-715-4396 / (972) 649-6678  
 Fax: (972) 649-6689  
[www.fairviewmicrowave.com](http://www.fairviewmicrowave.com)  
[sales@fairviewmicrowave.com](mailto:sales@fairviewmicrowave.com)

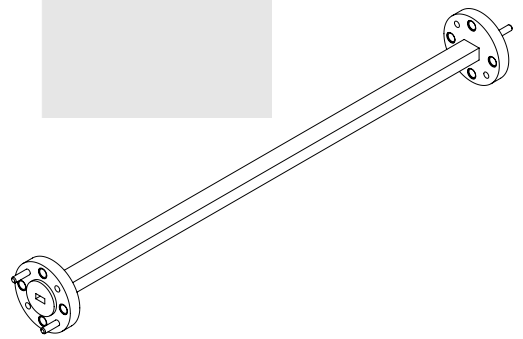
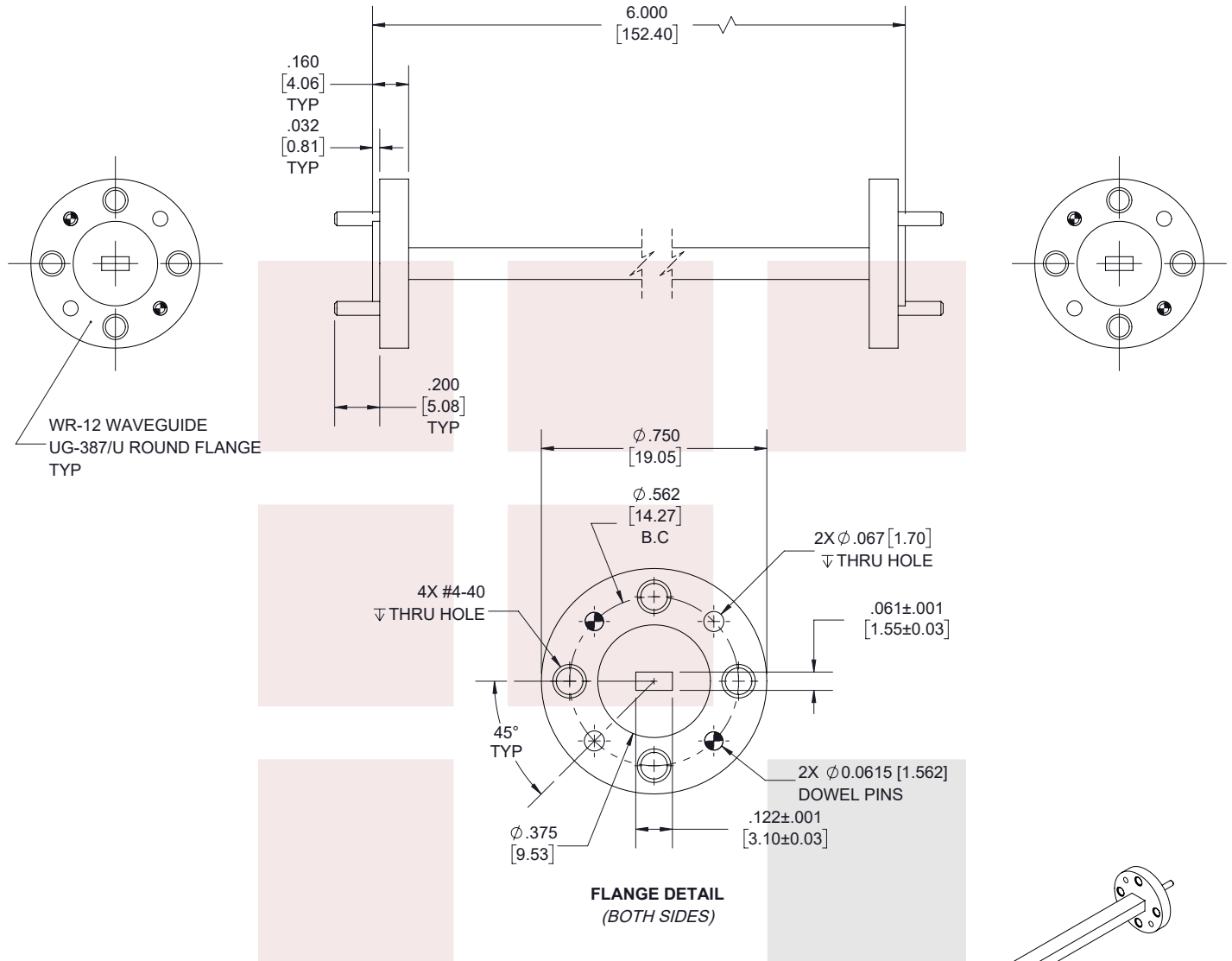
WR-12 Waveguide Section 6 Inch Straight Length with UG-387/U Round Cover Flange from 60 GHz to 90 GHz in Instrumentation Grade from Fairview Microwave is in-stock and available to ship same-day. All of our RF/microwave products are available off-the-shelf from our ISO 9001:2008 certified facilities in Allen, Texas. Fairview Microwave is RF on-demand.

For additional information on this product, please click the following link: [WR-12 Waveguide Section 6 Inch Straight Length with UG-387/U Round Cover Flange from 60 GHz to 90 GHz in Instrumentation Grade FMW12S010-6](#)

URL: <https://www.fairviewmicrowave.com/wr-12-waveguide-section-straight-ug387-round-instrumentation-fmw12s010-6-p.aspx>

The information contained in this document is accurate to the best of our knowledge and representative of the part described herein. It may be necessary to make modifications to the part and/or the documentation of the part, in order to implement improvements. Fairview Microwave reserves the right to make such changes as required. Unless otherwise stated, all specifications are nominal. Fairview Microwave does not make any representation or warranty regarding the suitability of the part described herein for any particular purpose, and Fairview Microwave does not assume any liability arising out of the use of any part or documentation.





STANDARD TOLERANCES	
.X	±0.2
.XX	±0.01
.XXX	±0.005

\*STANDARD TOLERANCES APPLY ONLY TO DIMENSIONS IN INCHES

<p><b>Fairview Microwave</b> an INFINIT<sup>®</sup> brand</p>		<p>NOTES: 1. UNLESS OTHERWISE SPECIFIED ALL DIMENSIONS ARE NOMINAL. 2. ALL SPECIFICATIONS ARE SUBJECT TO CHANGE WITHOUT NOTICE AT ANY TIME. 3. DIMENSIONS ARE IN INCHES [mm].</p>						
<p>TITLE WR-12 Waveguide Section 6 Inch Straight Length with UG-387/U Round Cover Flange from 60 GHz to 90 GHz in Instrumentation Grade</p>		<p>DWG NO FMW12S010-6</p>		<p>CAGE CODE 3FKR5</p>				
CAD FILE	05/30/19	SHEET	1 OF 1	SCALE	N/A	SIZE	A	7361