

WR-75 Waveguide Shim with 5mm Brass UG-Cover Square Flange

FMW75FS5 is a WR-75 waveguide shim with operating frequency range from 9.84 GHz to 15 GHz. This waveguide shim is fabricated with 5 mm thick brass by high precision manufacturing process. FMW75FS5 can be used to bridge gaps between WR-75 waveguide components with UG-Cover Square flanges. Fairview Microwave offers wide selection of waveguide components with high performance available in stock and same-day shipping to customers worldwide.

Mechanical Specifications

Body Material	Brass
Body Finish	Anticorrosion grey paint
Length	0.197 in [5 mm]
Width	1.496 in [38 mm]
Height	1.496 in [38 mm]
Weight	0.132 lbs [59.87 g]

Compliance Certifications (see [product page](#) for current document)

WR-75 Waveguide Shim with 5mm Brass UG-Cover Square Flange from Fairview Microwave is in-stock and available to ship same-day. All of our RF/microwave products are available off-the-shelf from our ISO 9001:2008 certified facilities in Lewisville, Texas. Fairview Microwave is RF on-demand.

For additional information on this product, please click the following link: [WR-75 Waveguide Shim with 5mm Brass UG-Cover Square Flange FMW75FS5](#)

URL: <https://www.fairviewmicrowave.com/undefined-url-for-pn-fmw75fs5-fm-w75fs5-p.aspx>

The information contained in this document is accurate to the best of our knowledge and representative of the part described herein. It may be necessary to make modifications to the part and/or the documentation of the part, in order to implement improvements. Fairview Microwave reserves the right to make such changes as required. Unless otherwise stated, all specifications are nominal. Fairview Microwave does not make any representation or warranty regarding the suitability of the part described herein for any particular purpose, and Fairview Microwave does not assume any liability arising out of the use of any part or documentation.

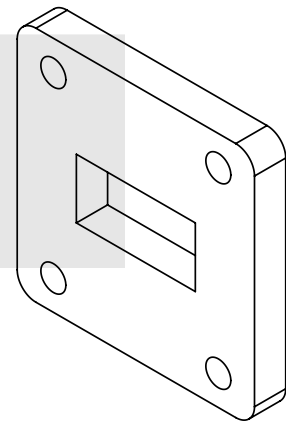
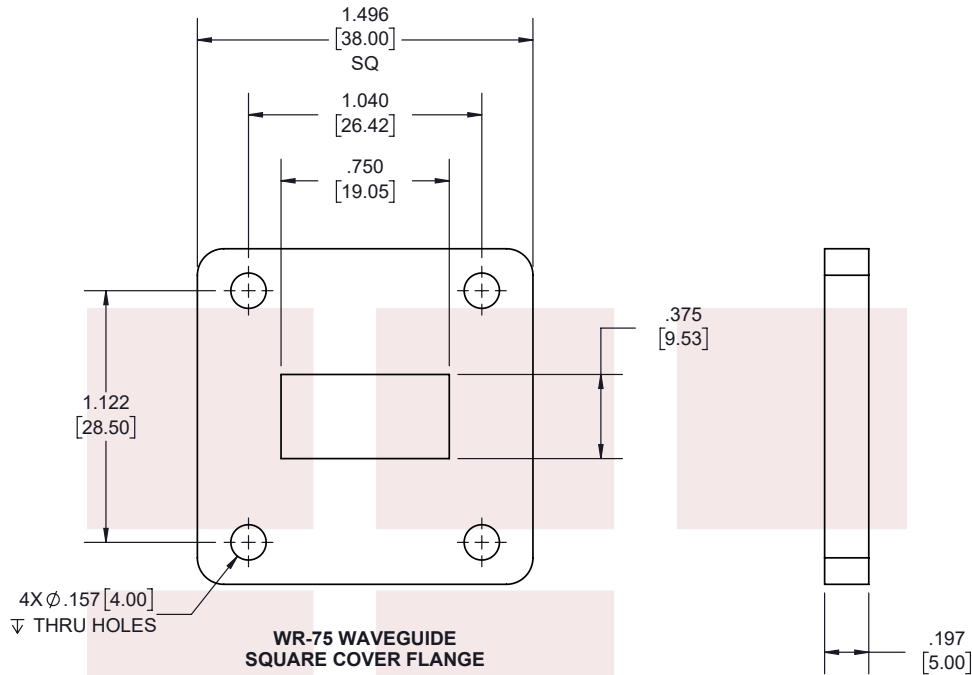


Features:

- WR-75 Waveguide Shim
- Square UG-Cover Flange Configuration
- Frequency Range: 9.84 GHz to 15 GHz
- 5 mm Thick Brass Construction

Fairview Microwave
301 Leora Ln., Suite 100
Lewisville, TX 75056
Tel: 1-800-715-4396 / (972) 649-6678
Fax: (972) 649-6689
www.fairviewmicrowave.com
sales@fairviewmicrowave.com

REVISIONS			
REV.	DESCRIPTION	DATE	APPROVED
A	INITIAL RELEASE	2/3/2020	S.PONG



THESE COMMODITIES, TECHNOLOGY OR SOFTWARE WERE EXPORTED FROM THE UNITED STATES IN ACCORDANCE WITH THE EXPORT ADMINISTRATION REGULATIONS. DIVERSION CONTRARY TO U.S. LAW PROHIBITED.

TITLE
WR-75 Waveguide Shim with 5mm Brass UG-Cover Square Flange

UNLESS OTHERWISE SPECIFIED LEADING DIMENSIONS ARE INCHES
DIMENSIONS IN [] ARE MILLIMETERS

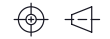
TOLERANCES:

.X = ±.2 [5.08] FRACTIONS ± 1/32
.XX = ±.02 [.51] ANGLES ± 1°
.XXX = ±.005 [.13]

CABLE LENGTH (L) TOLERANCES:

L ≤ 12 [305] = +1 [25] / -0
12 [305] < L ≤ 60 [1524] = +2 [51] / -0
60 [1524] < L ≤ 120 [3048] = +4 [102] / -0
120 [3048] < L ≤ 300 [7620] = +6 [152] / -0
300 [7620] < L = +5%L / -0

THIRD-ANGLE PROJECTION



THE INFORMATION AND DESIGN IN THIS DOCUMENT IS THE PROPERTY OF FAIRVIEW MICROWAVE CORPORATION. ALL RIGHTS RESERVED.

SHEET 1 OF 1

ALL DIMENSIONS SHOWN ARE FOR REFERENCE ONLY.

SCALE N/A

SIZE A	CAGE CODE 3FKR5	DRAWN BY K.DANG	ITEM NO. FMW75FS5	REV A
-----------	--------------------	--------------------	----------------------	----------

T-Rev.D