

## WR-137 Waveguide Bulkhead Adapter Using UG-344/U Round Cover Flange and Operating from 5.85 GHz to 8.2 GHz

The Fairview Microwave FMWAD5018 is a WR-137 rectangular waveguide bulkhead adapters operating within the C Band frequency range of 5.85 GHz to 8.2 GHz. The WR-137 bulkhead adapters are used for waveguide interface in panel mount equipment or pressurized test chamber. A hole is made in the panel wall or bulkhead and the adapter is mounted to the panel with screws and a backing ring that is complete with Neoprene gasket (both included). Once securely mounted, waveguides with a Round Cover UG-344/U flange can be attached to the adapter on both sides of the bulkhead feedthrough to allow a signal path through the panel. This Fairview Microwave series of rectangular waveguide bulkhead feedthrough adapters are offered to cover frequency range of 5.85 GHz to 50 GHz in 9 waveguide bands and are ready to ship same day.

### Electrical Specifications

Description	Min	Typ	Max	Units
Frequency Range	5.85		8.2	GHz
VSWR		1.03:1		

### Mechanical Specifications

#### Size

Length 4.25 in [107.95 mm]

Width/Dia. 4.75 in [120.65 mm]

Weight 2.7675 lbs [1.26 kg]

Description	Flange 1	Waveguide	Flange 2
Type	Round Cover	WR-137	Round Cover
Designation	UG-344/U		UG-344/U
Material	Brass	Brass	Brass

**Compliance Certifications** (see [product page](#) for current document)

### Plotted and Other Data

Notes:



### Features:

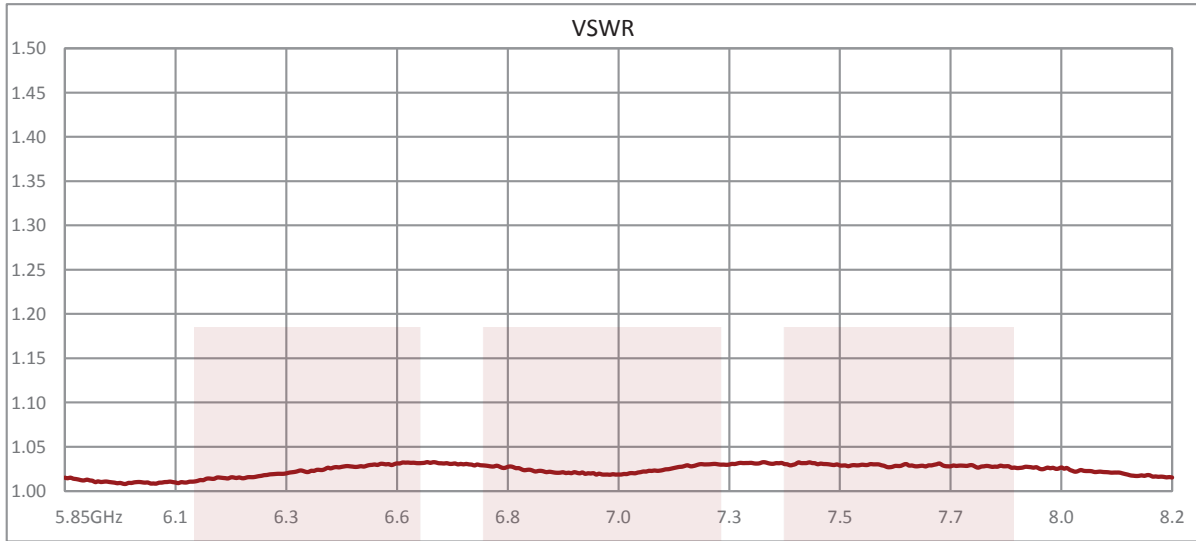
- Bulkhead adapter for WR-137
- UG-344/U Round Cover Flange
- C Band 5.85 to 8.2 GHz
- Mounted to panel with backing ring
- Neoprene Gasket
- Precision manufactured
- Painted Brass Construction
- Stainless steel screws included

### Applications:

- Test Instrumentation
- Sub-Assemblies
- Military and Space
- R&D labs
- Communications Systems

Fairview Microwave  
301 Leora Ln., Suite 100,  
Lewisville, TX 75056  
Tel: 1-800-715-4396 / (972) 649-6678  
Fax: (972) 649-6689  
[www.fairviewmicrowave.com](http://www.fairviewmicrowave.com)  
[sales@fairviewmicrowave.com](mailto:sales@fairviewmicrowave.com)

**Typical Performance Data**

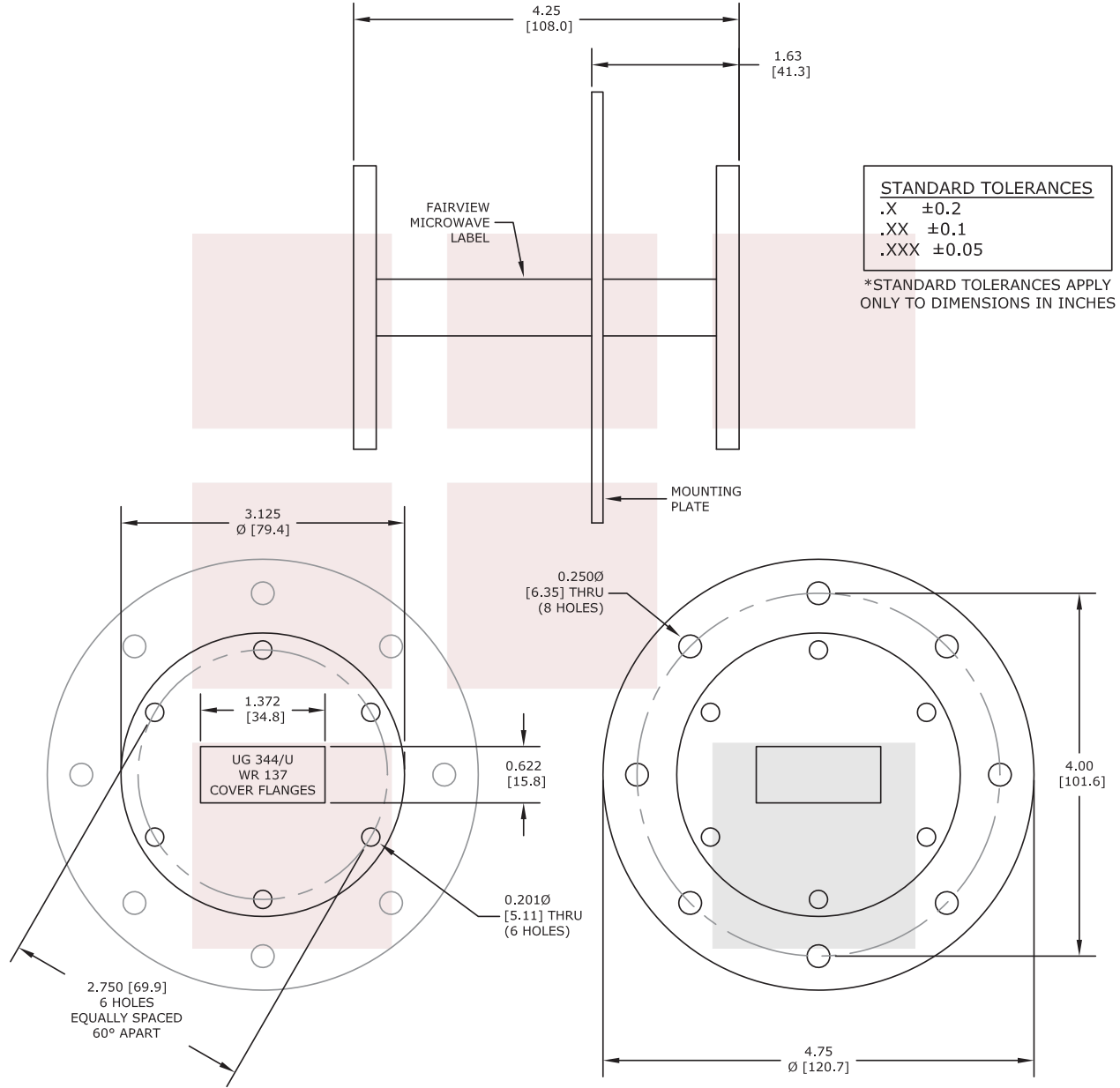


WR-137 Waveguide Bulkhead Adapter Using UG-344/U Round Cover Flange and Operating from 5.85 GHz to 8.2 GHz from Fairview Microwave is in-stock and available to ship same-day. All of our RF/microwave products are available off-the-shelf from our ISO 9001:2008 certified facilities in Lewisville, Texas. Fairview Microwave is RF on-demand.

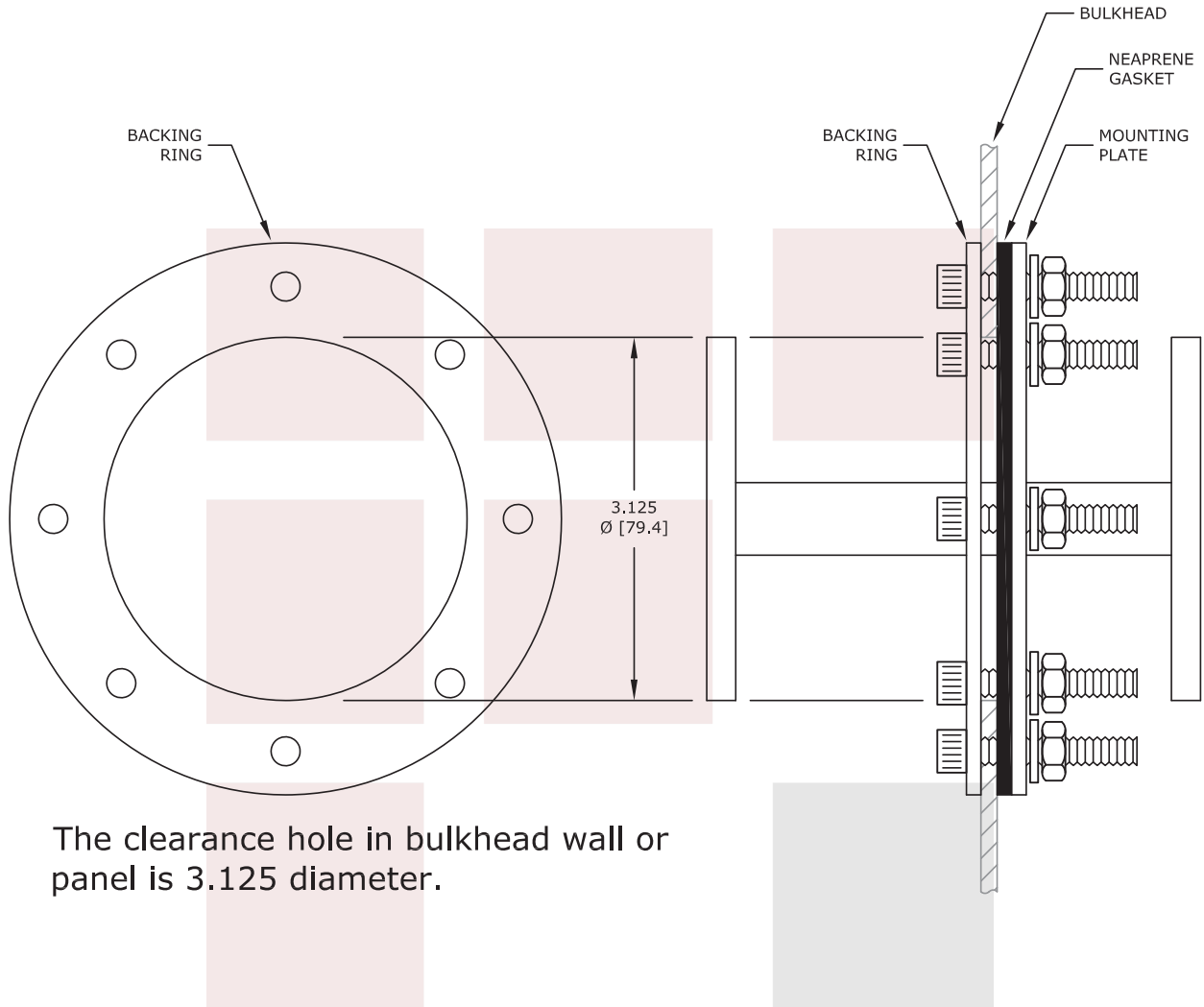
For additional information on this product, please click the following link: [WR-137 Waveguide Bulkhead Adapter Using UG-344/U Round Cover Flange and Operating from 5.85 GHz to 8.2 GHz FMWAD5018](https://www.fairviewmicrowave.com/wr-137-waveguide-bulkhead-adapter-ug344-round-8.2-ghz-fmwad5018-p.aspx)

URL: <https://www.fairviewmicrowave.com/wr-137-waveguide-bulkhead-adapter-ug344-round-8.2-ghz-fmwad5018-p.aspx>

The information contained in this document is accurate to the best of our knowledge and representative of the part described herein. It may be necessary to make modifications to the part and/or the documentation of the part, in order to implement improvements. Fairview Microwave reserves the right to make such changes as required. Unless otherwise stated, all specifications are nominal. Fairview Microwave does not make any representation or warranty regarding the suitability of the part described herein for any particular purpose, and Fairview Microwave does not assume any liability arising out of the use of any part or documentation.



<b>FAIRVIEW MICROWAVE INC.</b> ALLEN, TX 75013 WWW.FAIRVIEWMICROWAVE.COM		NOTES: 1. UNLESS OTHERWISE SPECIFIED ALL DIMENSIONS ARE NOMINAL. 2. ALL SPECIFICATIONS ARE SUBJECT TO CHANGE WITHOUT NOTICE AT ANY TIME. 3. DIMENSIONS ARE IN INCHES [mm].			
TITLE WR-137 Waveguide Bulkhead Adapter Using UG-344/U Round Cover Flange and Operating from 5.85 GHz to 8.2 GHz		DWG NO <b>FMWAD5018</b>		CAGE CODE <b>3FKR5</b>	
CAD FILE	010617	SHEET	SCALE	N/A	SIZE A 2233



STANDARD TOLERANCES	
.X	±0.2
.XX	±0.1
.XXX	±0.05

\*STANDARD TOLERANCES APPLY ONLY TO DIMENSIONS IN INCHES

<b>FAIRVIEW MICROWAVE INC.</b> ALLEN, TX 75013 WWW.FAIRVIEWMICROWAVE.COM		NOTES: 1. UNLESS OTHERWISE SPECIFIED ALL DIMENSIONS ARE NOMINAL. 2. ALL SPECIFICATIONS ARE SUBJECT TO CHANGE WITHOUT NOTICE AT ANY TIME. 3. DIMENSIONS ARE IN INCHES [mm].			
TITLE WR-137 Waveguide Bulkhead Adapter Using UG-344/U Round Cover Flange and Operating from 5.85 GHz to 8.2 GHz		DWG NO <b>FMWAD5018</b>		CAGE CODE <b>3FKR5</b>	
CAD FILE	010617	SHEET	SCALE	N/A	SIZE A 2233