

**WR-137 Waveguide Bulkhead Adapter Using CPR-137G Flange and Operating from 5.85 GHz to 8.2 GHz**

The Fairview Microwave FMWAD5019 is a WR-137 rectangular waveguide bulkhead adapters operating within the C Band frequency range of 5.85 GHz to 8.2 GHz. The WR-137 bulkhead adapters are used for waveguide interface in panel mount equipment or pressurized test chamber. A hole is made in the panel wall or bulkhead and the adapter is mounted to the panel with screws and a backing ring that is complete with Neoprene gasket (both included). Once securely mounted, waveguides with a CPR-137G Grooved flange can be attached to the adapter on both sides of the bulkhead feedthrough to allow a signal path through the panel. This Fairview Microwave series of rectangular waveguide bulkhead feedthrough adapters are offered to cover frequency range of 5.85 GHz to 50 GHz in 9 waveguide bands and are ready to ship same day.



**Features:**

- Bulkhead adapter for WR-137
- Grooved CPR-137G Flange
- C Band 5.85 to 8.2 GHz
- Mounted to panel with backing ring
- Neoprene Gasket
- Precision manufactured
- Painted Brass Construction
- Stainless steel screws included

**Electrical Specifications**

Description	Min	Typ	Max	Units
Frequency Range	5.85		8.2	GHz
VSWR		1.03:1		

**Mechanical Specifications**

Size	
Length	4.25 in [107.95 mm]
Width/Dia.	4.75 in [120.65 mm]
Weight	2.2815 lbs [1.03 Kg]

Description	Flange 1	Waveguide	Flange 2
Type	CPR-137G	WR-137	CPR-137G
Designation	None		None
Material	Brass	Brass	Brass

**Applications:**

- Test Instrumentation
- Sub-Assemblies
- Military and Space
- R&D labs
- Communications Systems

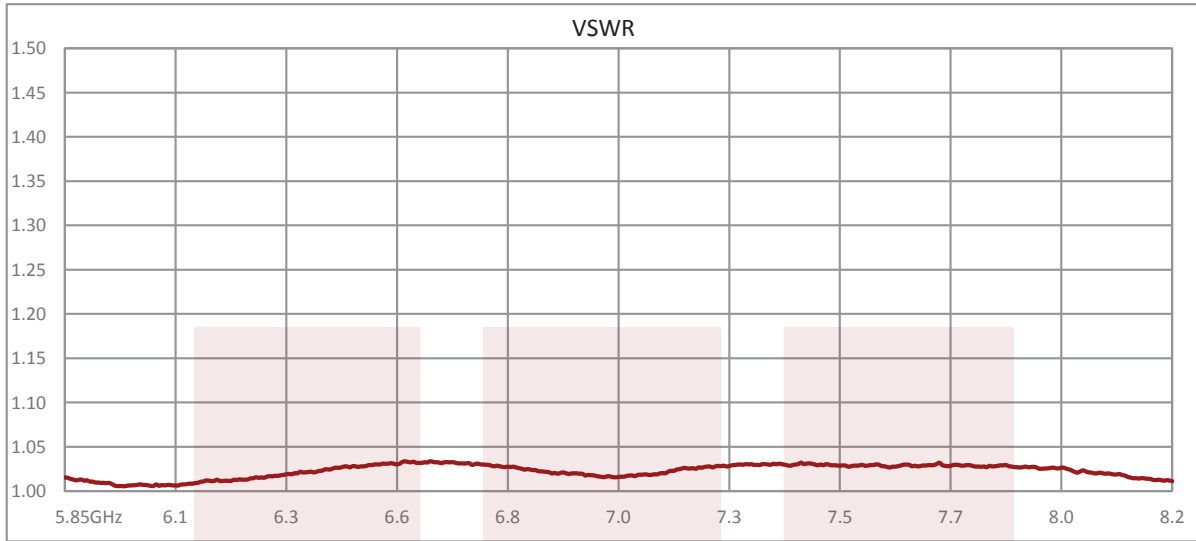
**Compliance Certifications** (see [product page](#) for current document)

**Plotted and Other Data**

Notes:

Fairview Microwave  
 1130 Junction Dr. #100  
 Allen, TX 75013  
 Tel: 1-800-715-4396 / (972) 649-6678  
 Fax: (972) 649-6689  
[www.fairviewmicrowave.com](http://www.fairviewmicrowave.com)  
[sales@fairviewmicrowave.com](mailto:sales@fairviewmicrowave.com)

**Typical Performance Data**

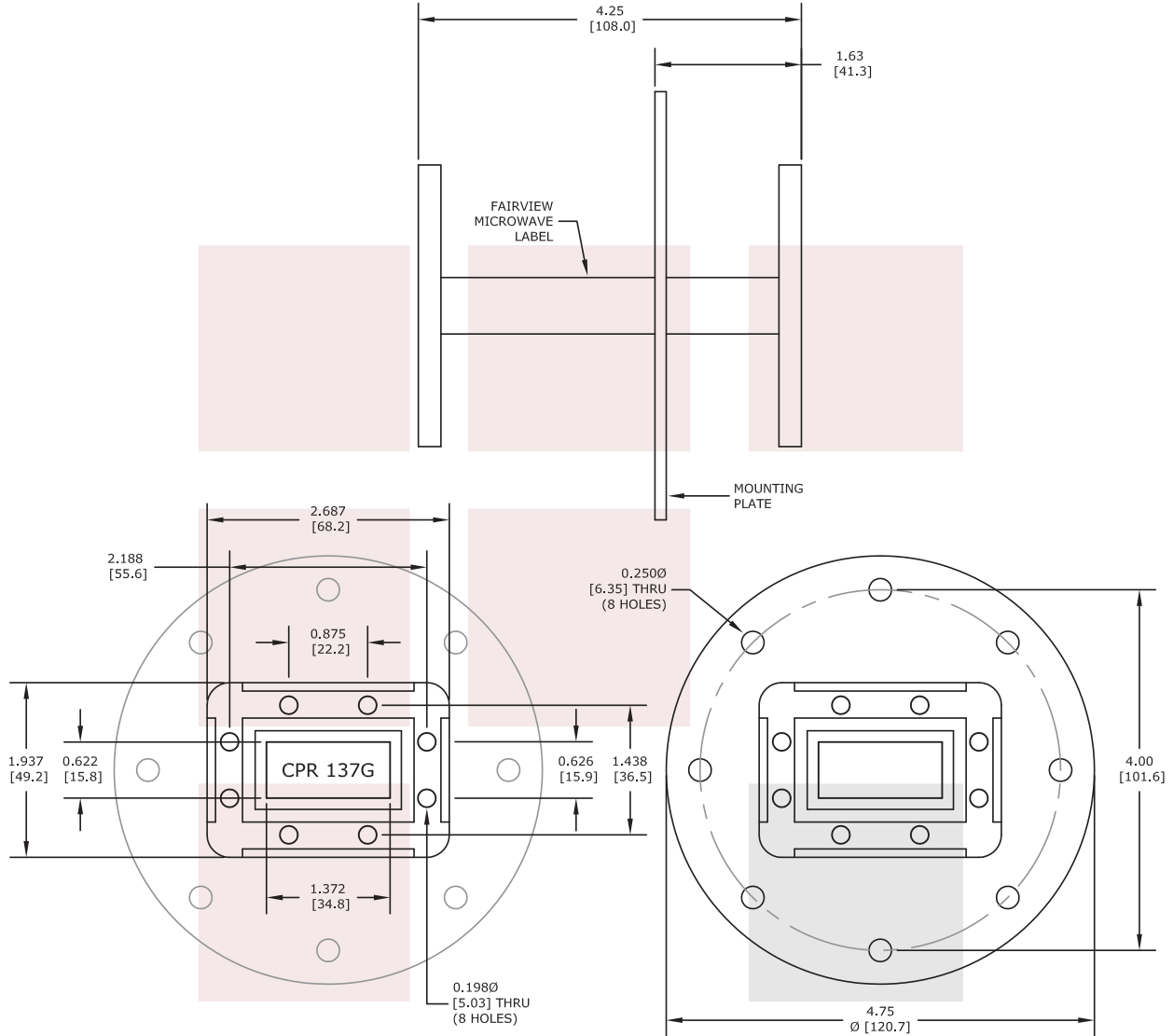


WR-137 Waveguide Bulkhead Adapter Using CPR-137G Flange and Operating from 5.85 GHz to 8.2 GHz from Fairview Microwave is in-stock and available to ship same-day. All of our RF/microwave products are available off-the-shelf from our ISO 9001:2008 certified facilities in Allen, Texas. Fairview Microwave is RF on-demand.

For additional information on this product, please click the following link: [WR-137 Waveguide Bulkhead Adapter Using CPR-137G Flange and Operating from 5.85 GHz to 8.2 GHz FMWAD5019](#)

URL: <https://www.fairviewmicrowave.com/wr-137-waveguide-bulkhead-adapter-cpr-137g-8.2-ghz-fmwad5019-p.aspx>

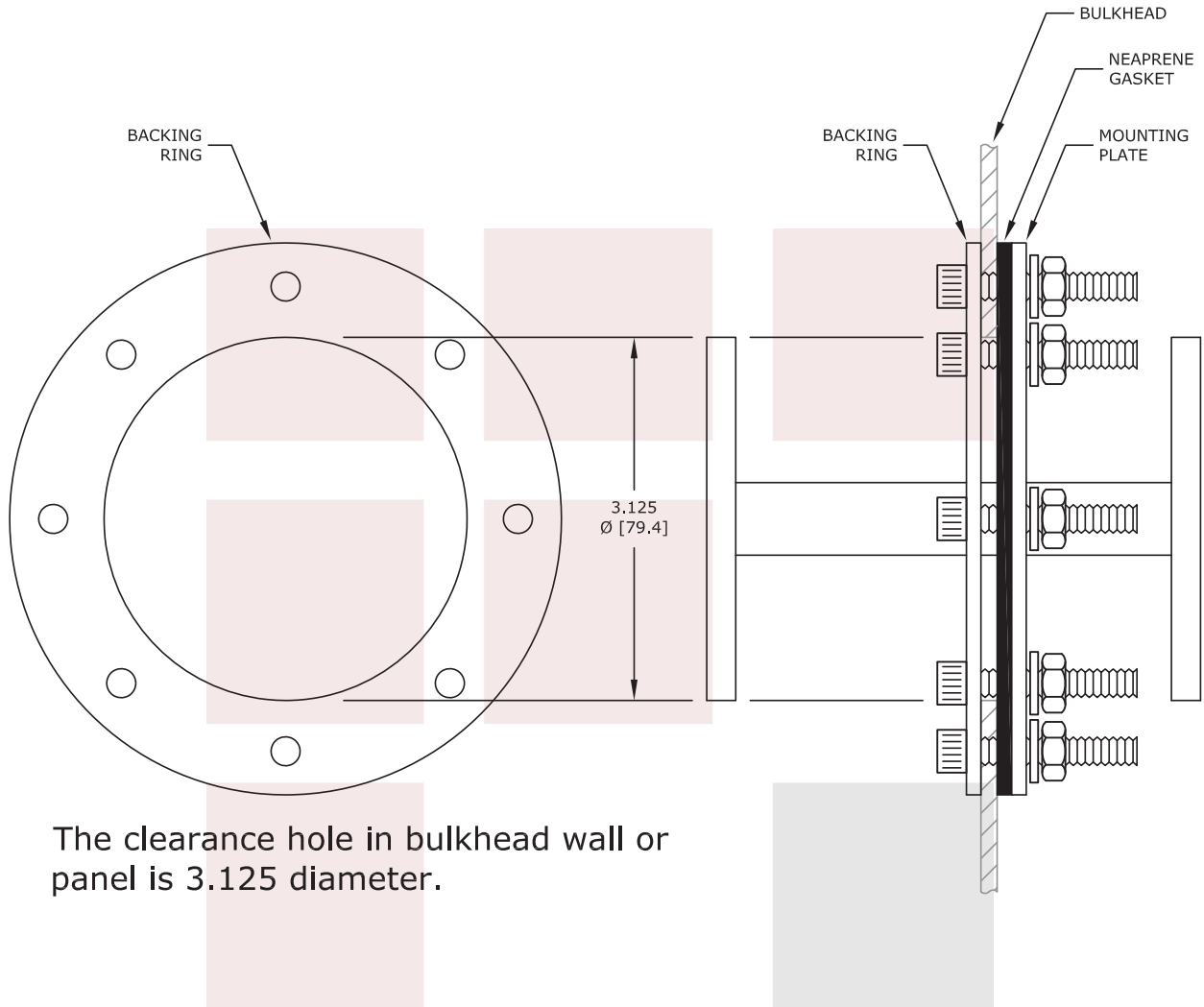
The information contained in this document is accurate to the best of our knowledge and representative of the part described herein. It may be necessary to make modifications to the part and/or the documentation of the part, in order to implement improvements. Fairview Microwave reserves the right to make such changes as required. Unless otherwise stated, all specifications are nominal. Fairview Microwave does not make any representation or warranty regarding the suitability of the part described herein for any particular purpose, and Fairview Microwave does not assume any liability arising out of the use of any part or documentation.



STANDARD TOLERANCES	
.X	±0.2
.XX	±0.1
.XXX	±0.05

\*STANDARD TOLERANCES APPLY ONLY TO DIMENSIONS IN INCHES

<b>FAIRVIEW MICROWAVE INC.</b> ALLEN, TX 75013 WWW.FAIRVIEWMICROWAVE.COM		NOTES: 1. UNLESS OTHERWISE SPECIFIED ALL DIMENSIONS ARE NOMINAL. 2. ALL SPECIFICATIONS ARE SUBJECT TO CHANGE WITHOUT NOTICE AT ANY TIME. 3. DIMENSIONS ARE IN INCHES [mm].			
TITLE WR-137 Waveguide Bulkhead Adapter Using CPR-137G Flange and Operating from 5.85 GHz to 8.2 GHz		DWG NO FMWAD5019		CAGE CODE 3FKR5	
CAD FILE	010917	SHEET	SCALE	N/A	SIZE A 2233



The clearance hole in bulkhead wall or panel is 3.125 diameter.

STANDARD TOLERANCES	
.X	±0.2
.XX	±0.1
.XXX	±0.05

\*STANDARD TOLERANCES APPLY ONLY TO DIMENSIONS IN INCHES

<b>FAIRVIEW MICROWAVE INC.</b> ALLEN, TX 75013 WWW.FAIRVIEWMICROWAVE.COM		NOTES: 1. UNLESS OTHERWISE SPECIFIED ALL DIMENSIONS ARE NOMINAL. 2. ALL SPECIFICATIONS ARE SUBJECT TO CHANGE WITHOUT NOTICE AT ANY TIME. 3. DIMENSIONS ARE IN INCHES [mm].			
TITLE WR-137 Waveguide Bulkhead Adapter Using CPR-137G Flange and Operating from 5.85 GHz to 8.2 GHz		DWG NO FMWAD5019		CAGE CODE 3FKR5	
CAD FILE	010917	SHEET	SCALE	N/A	SIZE A 2233