

## WR-187 Standard Gain Horn Antenna Operating From 3.95 GHz to 5.85 GHz, 15 dBi Nominal Gain, CMR-187 Flange

The FMWAN187-15 standard gain horn antenna (also known as waveguide horn) from Fairview Microwave has a nominal gain of 15 dBi. The Fairview Microwave 15 dBi WR-187 horn antenna operates from 3.95 GHz to 5.85 GHz (C Band). This WR-187 standard gain horn has a CMR-187 type flange. Waveguide standard gain horn antennas are used in a wide variety of applications due to their high power handling capability, low loss, high directivity, and near constant electrical performance. These units are Aluminum and Powder coated for increased resistance to weather and corrosion with a Horizontal and Vertical Beam Width of 31 and 32 degrees respectively. Fairview Microwave's WR-187 standard gain horns are available in 10, 15 and 20 dBi models with pyramidal shape and rectangular input. C Band standard gain horn antenna can ship the same day to anywhere in the world. The WR-187 FMWAN187-15 waveguide horn is part of over 40,000 RF, microwave and millimeter wave components available from Fairview Microwave.

### Configuration

Design	WR-187
Polarization	Linear

### Electrical Specifications

Description	Min	Typ	Max	Units
Frequency Range	3.95		5.85	GHz
Nominal Gain		15		dB
Horizontal 3dB Beam Width		31		Deg
Vertical 3dB Beam Width		32		Deg
VSWR		1.3:1		

### Mechanical Specifications

<b>Size</b>	
Length	6.378 in [162 mm]
Width/Diameter	5.073 in [128.85 mm]
Height	3.65 in [92.71 mm]

### Waveguide Interface

Waveguide Size	WR-187
Flange Type	CMR-187
Body Material and Plating	Aluminum, Gray

z

**Compliance Certifications** (see [product page](#) for current document)

### Plotted and Other Data

Notes:



### Features:

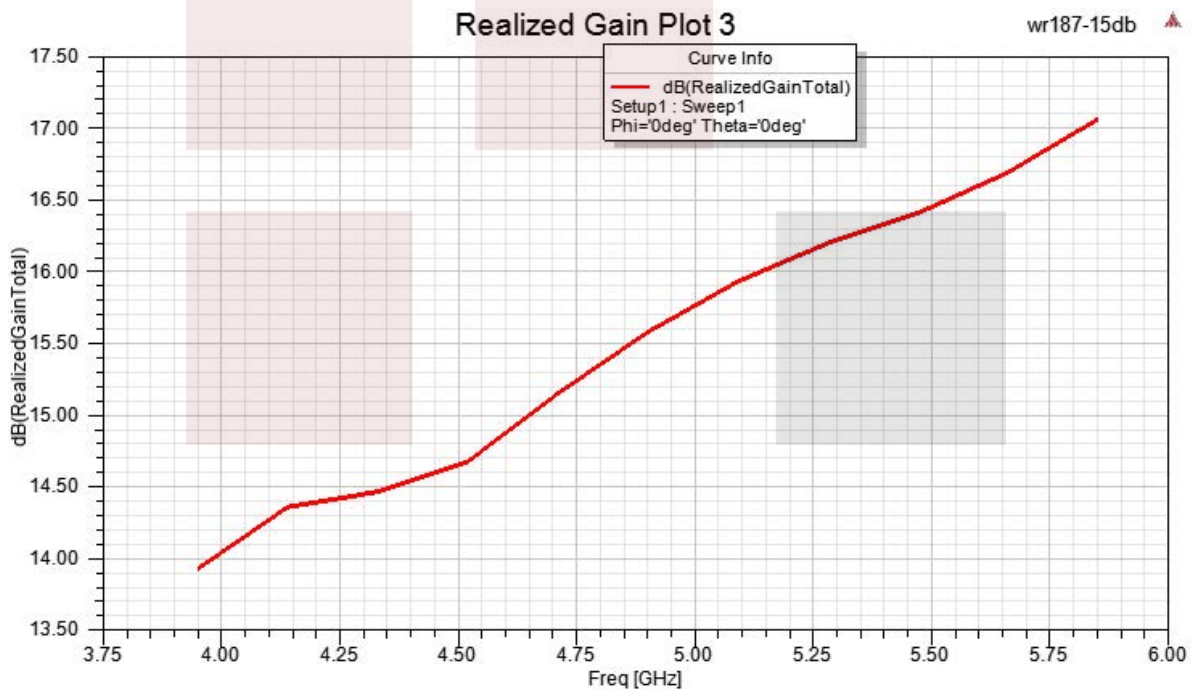
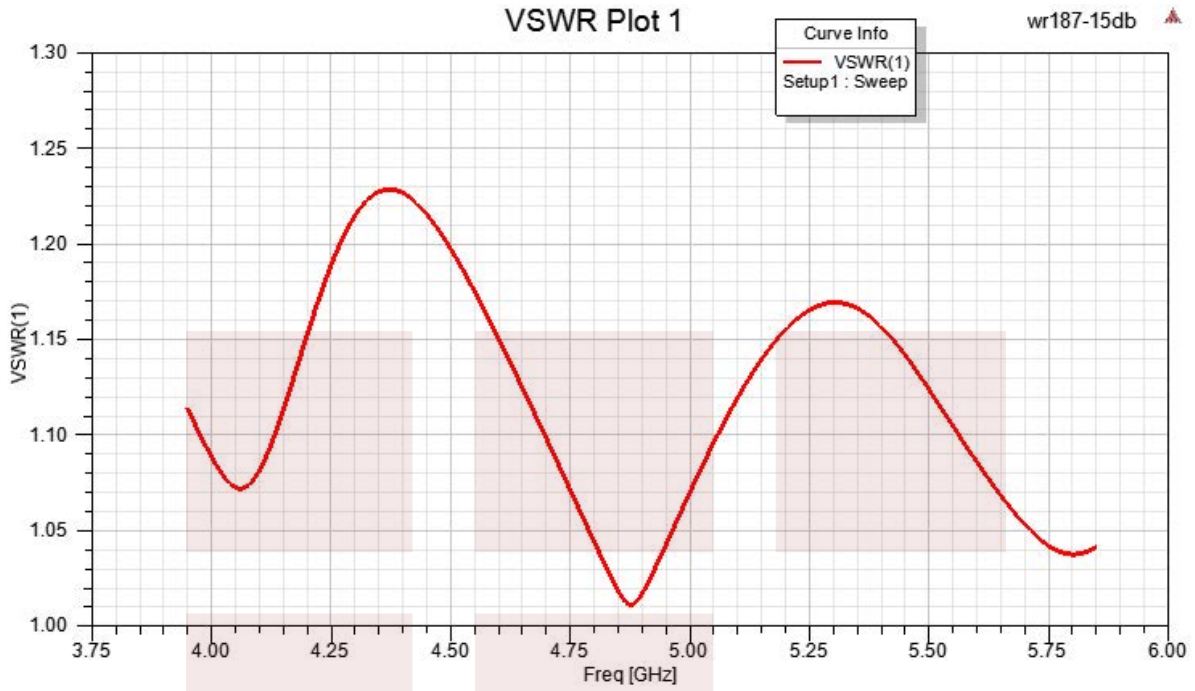
- WR-187 Rectangular Waveguide Interface
- 3.95 GHz to 5.85 GHz
- 15 dBi Nominal Gain
- CMR-187 Cover Flange
- C Band

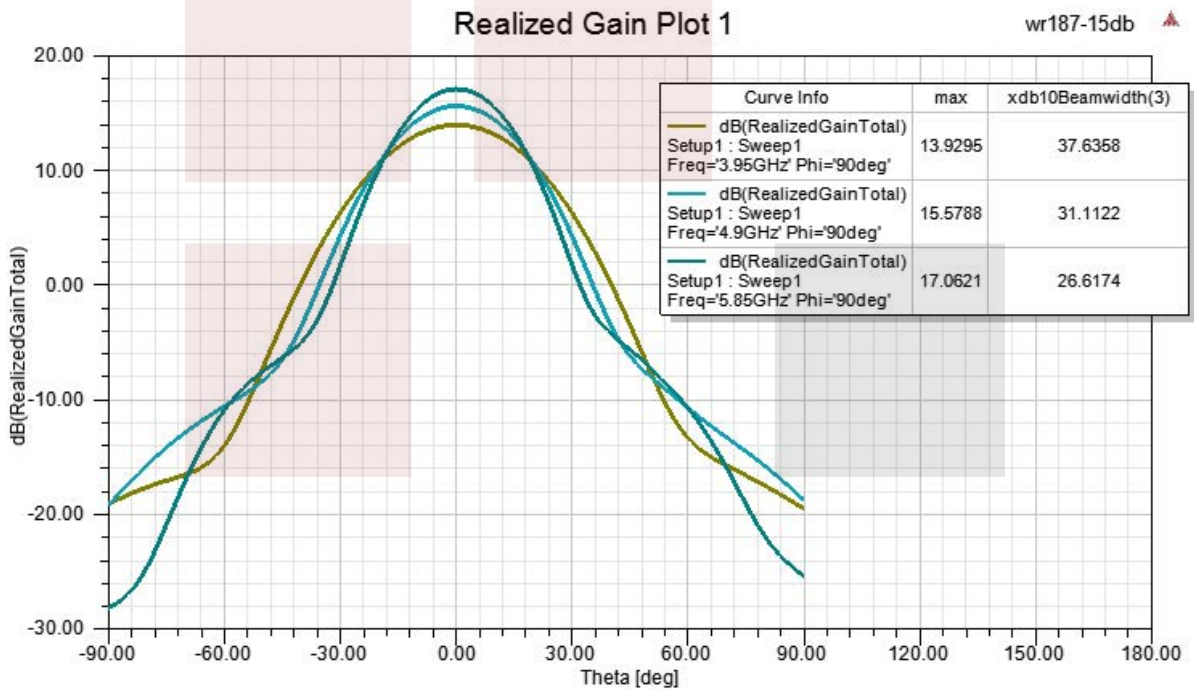
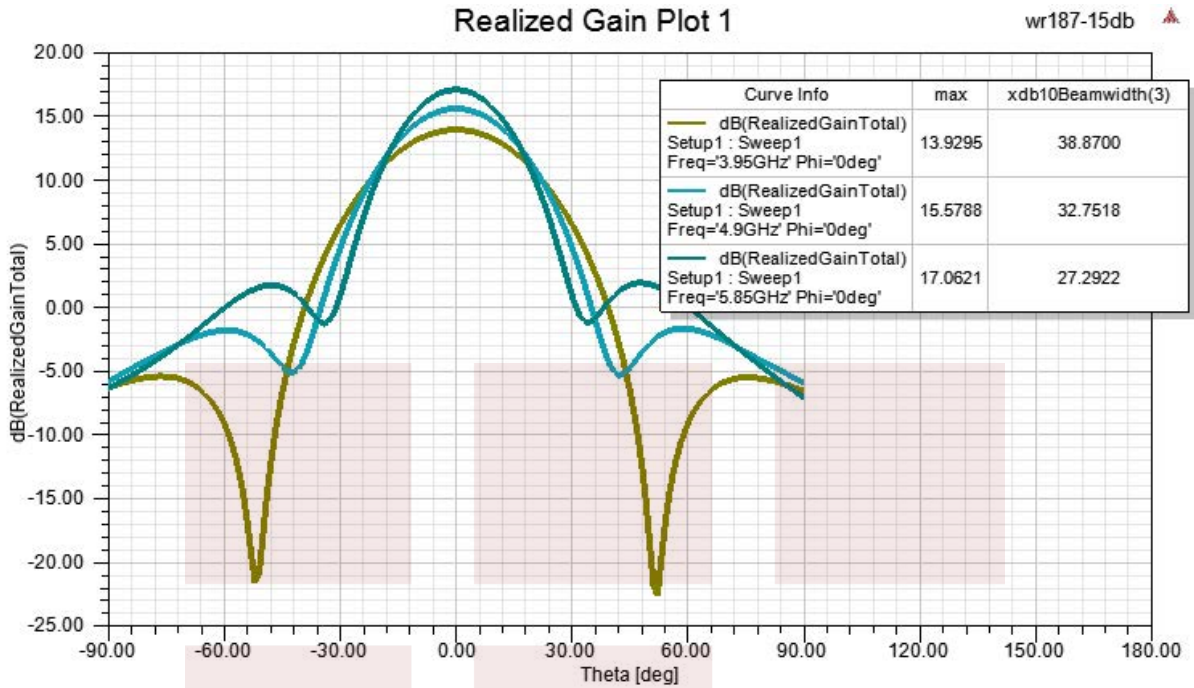
### Applications:

- Antenna Measurements
- Wireless Communication
- Laboratory Use
- Microwave Radio Systems

Fairview Microwave  
301 Leora Ln., Suite 100  
Lewisville, TX 75056  
Tel: 1-800-715-4396 / (972) 649-6678  
Fax: (972) 649-6689  
[www.fairviewmicrowave.com](http://www.fairviewmicrowave.com)  
[sales@fairviewmicrowave.com](mailto:sales@fairviewmicrowave.com)

**Typical Performance Data**





WR-187 Standard Gain Horn Antenna Operating From 3.95 GHz to 5.85 GHz, 15 dBi Nominal Gain, CMR-187 Flange from Fairview Microwave is in-stock and available to ship same-day. All of our RF/microwave products are available off-the-shelf from our ISO 9001:2008 certified facilities in Lewisville, Texas. Fairview Microwave is RF on-demand.

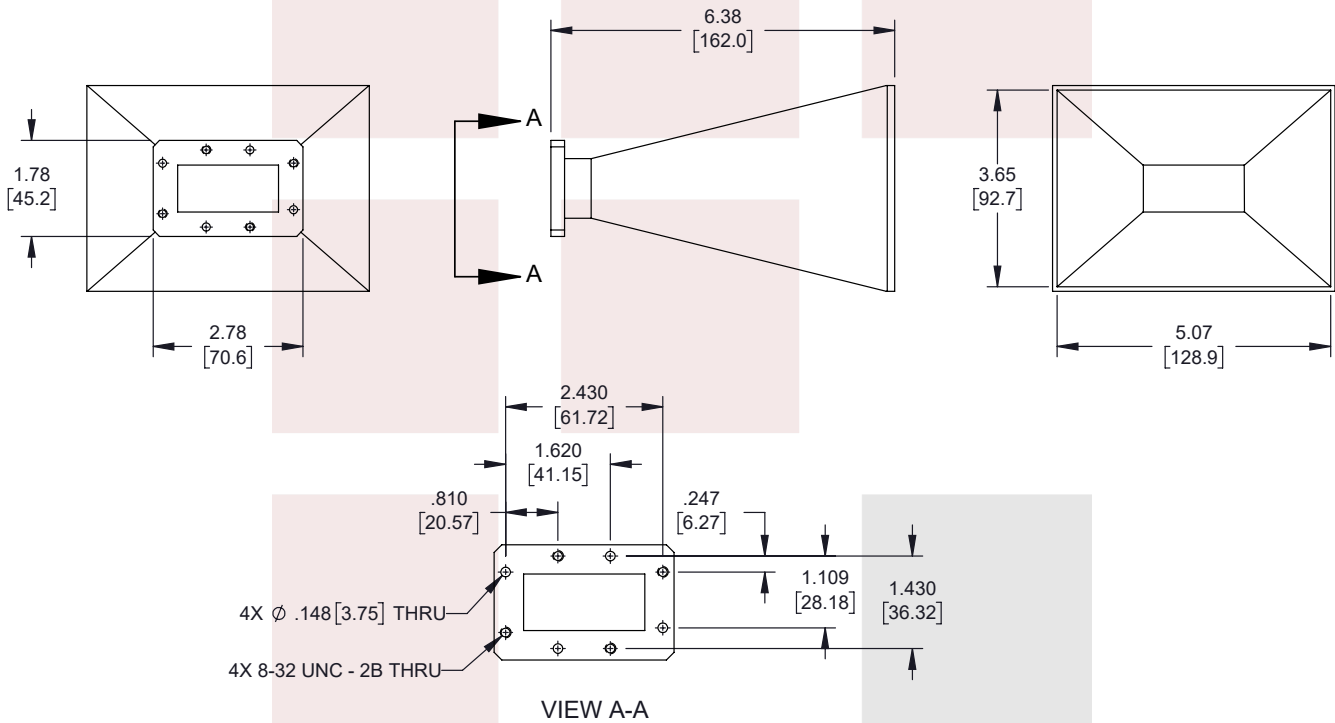
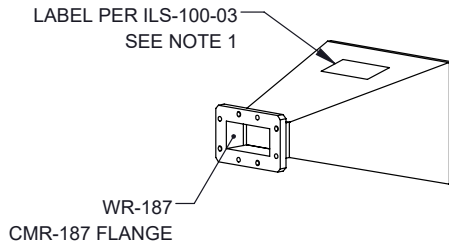
For additional information on this product, please click the following link: [WR-187 Standard Gain Horn Antenna Operating From 3.95 GHz to 5.85 GHz, 15 dBi Nominal Gain, CMR-187 Flange FMWAN187-15](#)

URL: <https://www.fairviewmicrowave.com/wr-187-waveguide-standard-gain-horn-15-db-none-fmwan187-15-p.aspx>

The information contained in this document is accurate to the best of our knowledge and representative of the part described herein. It may be necessary to make modifications to the part and/or the documentation of the part, in order to implement improvements. Fairview Microwave reserves the right to make such changes as required. Unless otherwise stated, all specifications are nominal. Fairview Microwave does not make any representation or warranty regarding the suitability of the part described herein for any particular purpose, and Fairview Microwave does not assume any liability arising out of the use of any part or documentation.



REVISIONS			
REV.	DESCRIPTION	DATE	APPROVED
A	INITIAL RELEASE	06/04/2021	KHIETPAS



- NOTES:  
1. LABEL PER ILS-100-03 (FOR INTERNAL REFERENCE ONLY)  
LABEL LOCATION FOR REFERENCE ONLY

THESE COMMODITIES, TECHNOLOGY OR SOFTWARE WERE EXPORTED FROM THE UNITED STATES IN ACCORDANCE WITH THE EXPORT ADMINISTRATION REGULATIONS. DIVERSION CONTRARY TO U.S. LAW PROHIBITED.

<p><b>Fairview Microwave</b> an INFINIT<sup>®</sup> brand</p>	<p>UNLESS OTHERWISE SPECIFIED LEADING DIMENSIONS ARE INCHES DIMENSIONS IN [ ] ARE MILLIMETERS</p> <p>TOLERANCES:      CABLE LENGTH (L) TOLERANCES:</p> <p>.X = ±.2 [5.08]      FRACTIONS      L ≤ 12 [305] = +1 [25] / -0          .XX = ±.02 [.51]      ± 1/32      12 [305] &lt; L ≤ 60 [1524] = +2 [51] / -0          .XXX = ±.005 [.13]      ANGLES ± 1°      60 [1524] &lt; L ≤ 120 [3048] = +4 [102] / -0          120 [3048] &lt; L ≤ 300 [7620] = +6 [152] / -0          300 [7620] &lt; L = +5%L / -0</p>		<p>THIRD-ANGLE PROJECTION</p> <p>THE INFORMATION AND DESIGN IN THIS DOCUMENT IS THE PROPERTY OF FAIRVIEW MICROWAVE CORPORATION. ALL RIGHTS RESERVED.</p>
	<p>TITLE</p> <p>WR-187 Standard Gain Horn Antenna Operating From 3.95 GHz to 5.85 GHz, 15 dBi Nominal Gain, CMR-187 Flange</p>		<p>SHEET 1 OF 1</p>
<p>ALL DIMENSIONS SHOWN ARE FOR REFERENCE ONLY.</p>			<p>SCALE N/A</p>
<p>SIZE A</p>	<p>CAGE CODE 3FKR5</p>	<p>DRAWN BY DZINN</p>	<p>ITEM NO. FMWAN187-15</p>
			<p>REV A</p>

T-Rev.D