

WR-42 to 2.92mm Female Waveguide to Coax Adapter UG-597/U Square Cover with 18 GHz to 26.5 GHz K Band in Aluminum, Chem Film

The FMWCA1019 is a waveguide to coaxial adapter operating in the K Band with a 18 to 26.5 GHz frequency range. This adapter offers a WR-42 waveguide interface size coupled with a precision tolerance UG-597/U flange. The FMWCA1019 is constructed of aluminum to ensure durability and repeatable RF performance.

Configuration

Waveguide Size	WR-42
Flange	UG-597/U Square Cover
RF Connector	2.92mm Female
Impedance	50 Ohms
Body Geometry	Right Angle

Electrical Specifications

Description	Min	Typ	Max	Units
Frequency Range	18		26.5	GHz
VSWR			1.25:1	
Insertion Loss			0.75	dB

Mechanical Specifications

Size	
Length	0.98 in [24.89 mm]
Width	0.88 in [22.35 mm]
Height	0.62 in [15.75 mm]
Weight	0.0238 lbs [10.8 g]
RF Connector	
Connector Type	2.92mm Female
Waveguide Interface	
Waveguide Type	WR-42
Flange Type	Square Cover
Flange Designation	UG-597/U
Body Material and Plating	Aluminum, Chem Film
Plating Specification	MIL-DTL-5541

Environmental Specifications

Temperature	
Operating Range	-55 to +120 deg C

Compliance Certifications (see [product page](#) for current document)

Plotted and Other Data

- Notes:
- Values at +25 °C, sea level unless stated otherwise



Features:

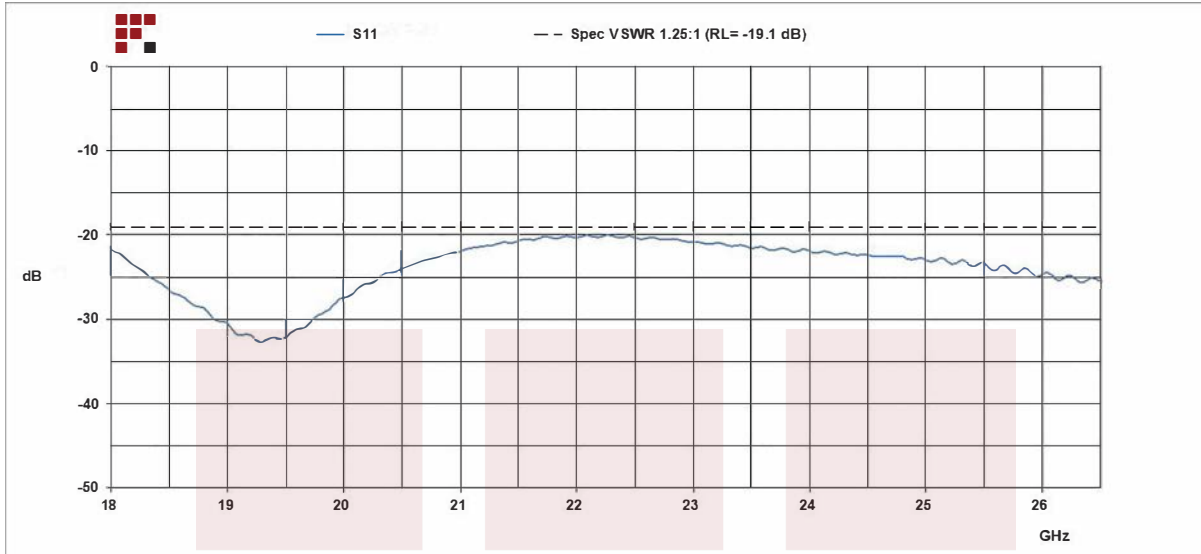
- K Band, 18 to 26.5 GHz Frequency Range
- WR-42 Waveguide Interface with UG-597/U Flange
- 2.92mm Female RF Interface
- Comprehensive waveguide offerings also include E-Bends, H-Bends, Sections, Filters, Terminations, Couplers, and more.

Applications:

- Test Benches
- Radar
- Satellite
- Microwave Radio Systems
- Military and Space
- Communication Systems

Fairview Microwave
301 Leora Ln., Suite 100
Lewisville, TX 75056
Tel: 1-800-715-4396 / (972) 649-6678
Fax: (972) 649-6689
www.fairviewmicrowave.com
sales@fairviewmicrowave.com

Typical Performance Data

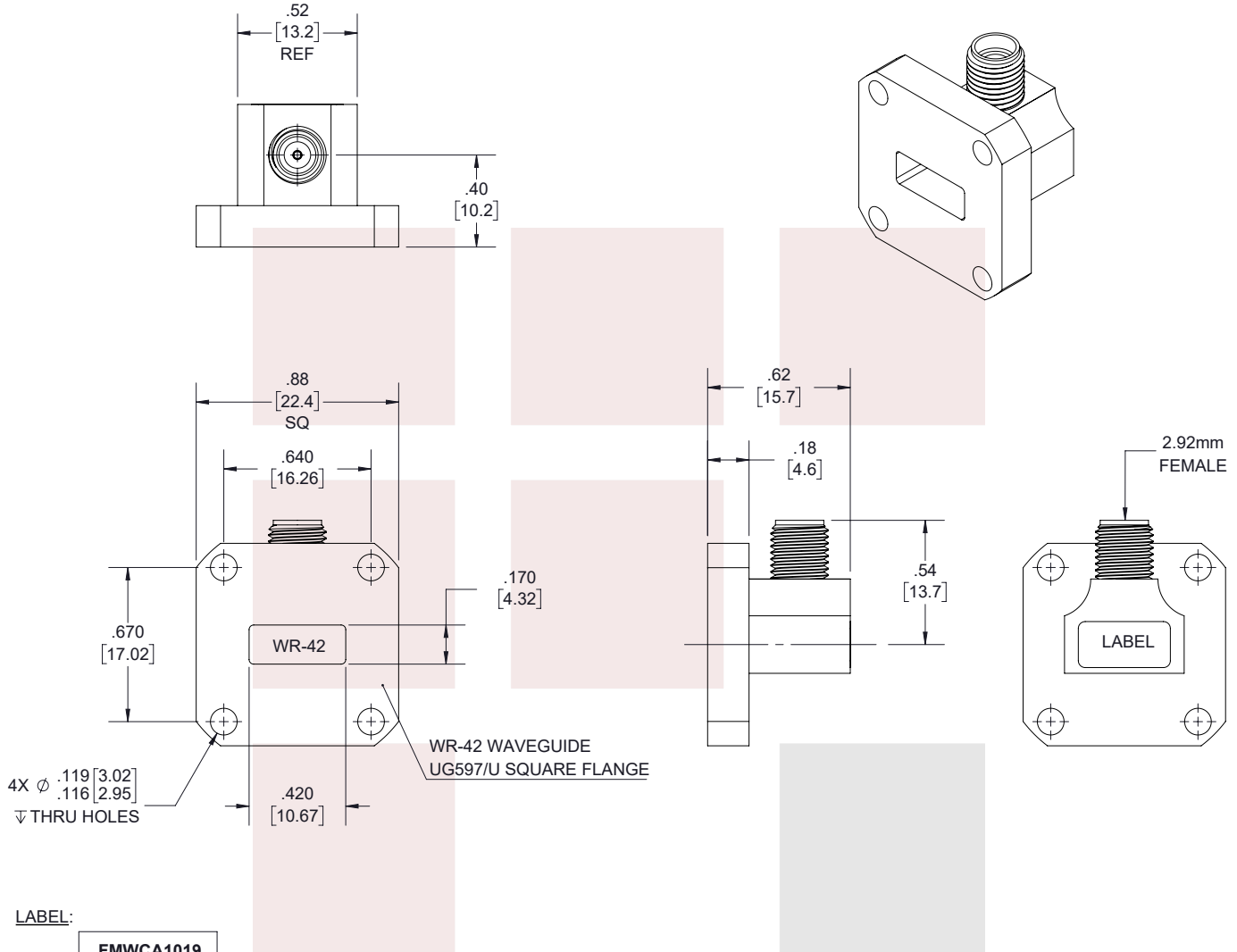


WR-42 to 2.92mm Female Waveguide to Coax Adapter UG-597/U Square Cover with 18 GHz to 26.5 GHz K Band in Aluminum, Chem Film from Fairview Microwave is in-stock and available to ship same-day. All of our RF/microwave products are available off-the-shelf from our ISO 9001:2008 certified facilities in Allen, Texas. Fairview Microwave is RF on-demand.

For additional information on this product, please click the following link: [WR-42 to 2.92mm Female Waveguide to Coax Adapter UG-597/U Square Cover with 18 GHz to 26.5 GHz K Band in Aluminum, Chem Film FMWCA1019](https://www.fairviewmicrowave.com/wr42-2.92mm-female-waveguide-coax-adapter-ug597-square-fmwca1019-p.aspx)

URL: <https://www.fairviewmicrowave.com/wr42-2.92mm-female-waveguide-coax-adapter-ug597-square-fmwca1019-p.aspx>

The information contained in this document is accurate to the best of our knowledge and representative of the part described herein. It may be necessary to make modifications to the part and/or the documentation of the part, in order to implement improvements. Fairview Microwave reserves the right to make such changes as required. Unless otherwise stated, all specifications are nominal. Fairview Microwave does not make any representation or warranty regarding the suitability of the part described herein for any particular purpose, and Fairview Microwave does not assume any liability arising out of the use of any part or documentation.




LABEL:

FMWCA1019
D/C: YYWW

STANDARD TOLERANCES	
.X	±0.2
.XX	±0.01
.XXX	±0.005

*STANDARD TOLERANCES APPLY ONLY TO DIMENSIONS IN INCHES

 Fairview Microwave an INFINIT [®] brand	NOTES: 1. UNLESS OTHERWISE SPECIFIED ALL DIMENSIONS ARE NOMINAL. 2. ALL SPECIFICATIONS ARE SUBJECT TO CHANGE WITHOUT NOTICE AT ANY TIME. 3. DIMENSIONS ARE IN INCHES [mm].	
	TITLE WR-42 to 2.92mm Female Waveguide to Coax Adapter UG-597/U Square Cover with 18 GHz to 26.5 GHz K Band in Aluminum, Chem Film	DWG NO FMWCA1019
CAD FILE 08/08/19	SHEET 1 OF 1	SCALE N/A
SIZE A	7361	