

WRD-180 Waveguide H-Bend Using UG Flange with a 18 GHz to 40 GHz Frequency Range

FMWRD180B002 is a WRD-180 double ridge waveguide bend that is a H-Plane Bend with a UG style square cover flange. Our WRD-180 double ridge waveguide bend has a minimum frequency of 18 GHz and a maximum frequency of 40 GHz. WRD-180 waveguide bend FMWRD180B002 is part of over 40,000 RF, microwave and millimeter wave components available from Fairview. This WRD-180 H-Bend waveguide with UG style flange can ship worldwide the same day as it is purchased as with our other available RF parts.



Electrical Specifications*

Description	Min	Typ	Max	Units
Frequency Range	18		40	GHz
VSWR			1.3:1	
Insertion Loss		0.4		dB

* Values at 25°C, sea level

Mechanical Specifications

Waveguide Size	WRD-180
Flange 1	
Flange Type	Round Cover
Flange Designation	UG
Material	Brass
Plating	Gold
Waveguide	
Interface	WRD-180
Material	Copper
Plating	Gold
Flange 2	
Flange Type	Round Cover
Flange Designation	UG
Material	Brass
Plating	Gold
Size	
Weight	1 lbs [453.59 g]

Compliance Certifications (see [product page](#) for current document)

Plotted and Other Data

Notes:

- Values at 25 °C, sea level

Features:

- WRD-180 Double Ridge waveguide
- H-plane bend
- UG Style Square Cover Flange
- 18 GHz to 40 GHz Frequency Range
- Comprehensive waveguide offerings also includes Waveguide Sections, Waveguide to Coax Adapters, Twists, Terminations, and more

Fairview Microwave
301 Leora Ln., Suite 100
Lewisville, TX 75056
Tel: 1-800-715-4396 / (972) 649-6678
Fax: (972) 649-6689
www.fairviewmicrowave.com
sales@fairviewmicrowave.com

WRD-180 Waveguide H-Bend Using UG Flange with a 18 GHz to 40 GHz Frequency Range from Fairview Microwave is in-stock and available to ship same-day. All of our RF/microwave products are available off-the-shelf from our ISO 9001:2008 certified facilities in Lewisville, Texas. Fairview Microwave is RF on-demand.

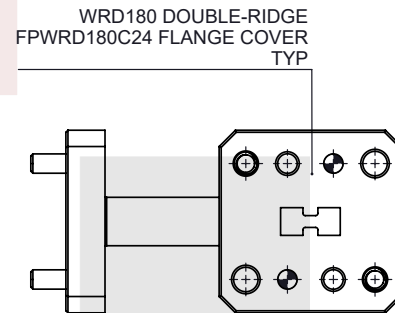
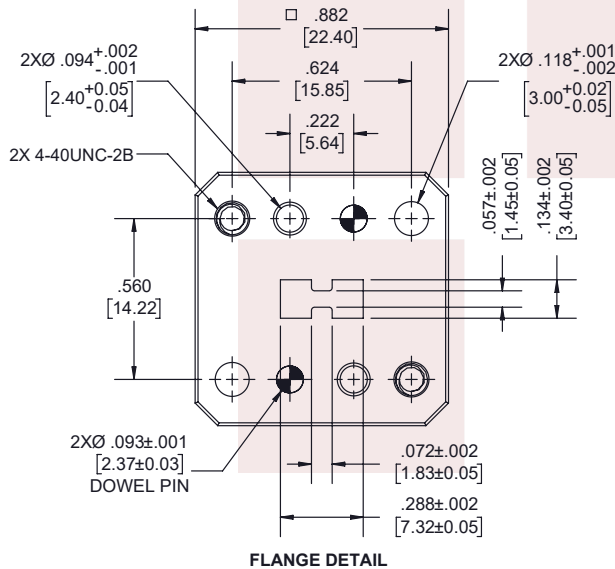
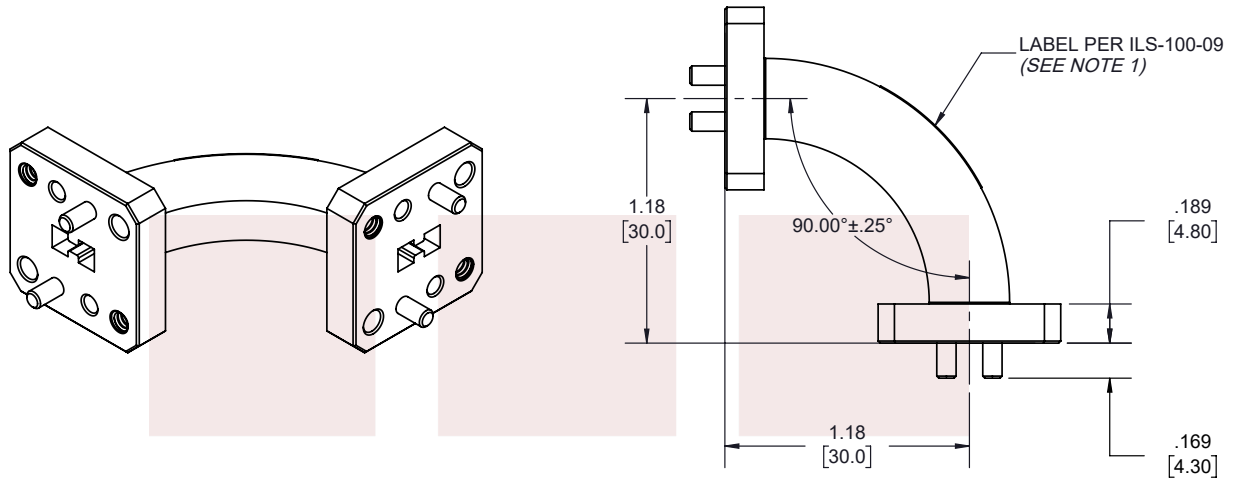
For additional information on this product, please click the following link: [WRD-180 Waveguide H-Bend Using UG Flange with a 18 GHz to 40 GHz Frequency Range FMWRD180B002](#)

URL: <https://www.fairviewmicrowave.com/wrd-180-waveguide-h-bend-ug-383-u-flange-33-50-ghz-fmwr180b002-p.aspx>

The information contained in this document is accurate to the best of our knowledge and representative of the part described herein. It may be necessary to make modifications to the part and/or the documentation of the part, in order to implement improvements. Fairview Microwave reserves the right to make such changes as required. Unless otherwise stated, all specifications are nominal. Fairview Microwave does not make any representation or warranty regarding the suitability of the part described herein for any particular purpose, and Fairview Microwave does not assume any liability arising out of the use of any part or documentation.



REVISIONS			
REV.	DESCRIPTION	DATE	APPROVED
A	INITIAL RELEASE	10/2/2020	S.PONG



NOTES:

- LABEL PER ILS-100-09. FOR INTERNAL REFERENCE ONLY. LABEL LOCATION FOR REFERENCE ONLY.

THESE COMMODITIES, TECHNOLOGY OR SOFTWARE WERE EXPORTED FROM THE UNITED STATES IN ACCORDANCE WITH THE EXPORT ADMINISTRATION REGULATIONS. DIVERSION CONTRARY TO U.S. LAW PROHIBITED.

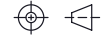
TITLE
WRD-180 Waveguide H-Bend Using UG Flange with a 18 GHz to 40 GHz Frequency Range

UNLESS OTHERWISE SPECIFIED LEADING DIMENSIONS ARE INCHES
DIMENSIONS IN [] ARE MILLIMETERS

TOLERANCES: CABLE LENGTH (L) TOLERANCES:

.X = ±.2 [5.08]	FRACTIONS	L ≤ 12 [305] = +1 [25] / -0
.XX = ±.02 [.51]	± 1/32	12 [305] < L ≤ 60 [1524] = +2 [51] / -0
.XXX = ±.005 [.13]	ANGLES ± 1°	60 [1524] < L ≤ 120 [3048] = +4 [102] / -0
		120 [3048] < L ≤ 300 [7620] = +6 [152] / -0
		300 [7620] < L = +5%L / -0

THIRD-ANGLE PROJECTION



THE INFORMATION AND DESIGN IN THIS DOCUMENT IS THE PROPERTY OF FAIRVIEW MICROWAVE CORPORATION. ALL RIGHTS RESERVED.

SHEET 1 OF 1

SCALE N/A

ALL DIMENSIONS SHOWN ARE FOR REFERENCE ONLY.

SIZE A	CAGE CODE 3FKR5	DRAWN BY K.DANG	ITEM NO. FMWRD180B002	REV A
-----------	--------------------	--------------------	--------------------------	----------