

Times Microwave LMR-240-75-DB 75 Ohm Low Loss Flexible Coax Cable PE Jacket



LMR-240-75-DB

Configuration

- Low Loss Flexible Cable

Features

- Max Operating Frequency of 2.5 GHz
- Phase Velocity 84% VoP
- Max Operating Temperature +85°C

Applications

- Laboratory Applications
- General Purpose RF Interconnect

Description

LMR-240-75-DB low-loss coax cable from Fairview Microwave is only one of many radio frequency coaxial cable types specifically stocked to be ready for same business day shipment. Fairview Microwave's LMR-240-75-DB coax cable is manufactured in a flexible design and has a 75 Ohm impedance. This flexible 75 Ohm coax cable is constructed with a polyethylene jacket of 0.24-inch diameter. Our RF coaxial cable is ideal for laboratory applications and general purpose RF interconnect applications.

Fairview Microwave's LMR-240-75-DB flexible coax cable with a polyethylene jacket is rated for a maximum operating frequency of 2.5 GHz. Our low-loss RF coaxial cable has a conductor made of copper. Our coax cable has a typical loss/attenuation of 1.3, 1.6, 2.9, 3.5, 5, 7.2, 9.4, 10.3, 10.9, and 12.3 dB/100ft at frequency of 30 MHz, 50 MHz, 150 MHz, 220 MHz, 450 MHz, 900 MHz, 1.5 GHz, 1.8 GHz, 2 GHz, and 2.5 GHz respectively.


The LMR-240-75-DB coax cable with foam polyethylene dielectric can operate at temperatures ranging from -40 to 85 degrees C. Additional specifications for this LMR-240-75-DB RF coaxial cable are on our downloadable PDF datasheet above. This low-loss RF cable has a one time minimum bend radius of 0.75 inch and a repeat minimum bend radius of 2.5 inch.

LMR-240-75-DB low-loss RF cable is part of more than one million RF, microwave, and millimeter wave parts in stock at Fairview Microwave. This LMR-240-75-DB coax cable is ready to buy and can be shipped worldwide. Fairview Microwave also maintains a wide selection of other radio frequency coaxial cable types that ship the same business day from our warehouse in the United States, as with the rest of our other RF/microwave and millimeter wave components.

Electrical Specifications

Description	Minimum	Typical	Maximum	Units
Frequency Range	DC		2.5	GHz
Impedance		75		Ohms
Velocity of Propagation		84		%
Shielding Effectiveness	90			dB
Operating Voltage (DC)			1,500	Vdc
Jacket Spark			5,000	Vrms
Inner Conductor DC Resistance			10.1	Ohms/1000ft
Outer Conductor DC Resistance			3.89	Ohms/1000ft

Times Microwave LMR-240-75-DB 75 Ohm
Low Loss Flexible Coax Cable PE Jacket



LMR-240-75-DB

Electrical Specifications

Description	Minimum	Typical	Maximum	Units
Nominal Capacitance		16.1 [52.82]		pF/ft [pF/m]
Nominal Inductance		0.091 [0.3]		uH/ft [uH/m]
Input Power (Peak)			5.6	kWatts

Performance by Frequency Band

Description	F1	F2	F3	F4	F5	Units
Frequency	30	50	150	220	450	MHz
Attenuation, Typ	1.3	1.6	2.9	3.5	5	dB/100ft
	4.27	5.25	9.51	11.48	16.4	dB/100m

Description	F6	F7	F8	F9	F10	Units
Frequency	0.9	1.5	1.8	2	2.5	GHz
Attenuation, Typ	7.2	9.4	10.3	10.9	12.3	dB/100ft
	23.62	30.84	33.79	35.76	40.35	dB/100m

Mechanical Specifications

Diameter	0.24 in [6.1 mm]
Weight	0.035 lbs/ft [0.05 kg/m]
Min. Bend Radius (Installation)	0.75 in [19.05 mm]
Min. Bend Radius (Repeated)	2.5 in [63.5 mm]
Bending Moment	0.25 lbs-ft [0.34 N-m]
Tensile Strength	80 lbs [36.29 kg]
Flat Plate Crush	20 lbs/in [0.36 kg/mm]


Construction Specifications

Description	Material and Plating	Diameter
Inner Conductor	Copper, Strand	0.032 in [0.81 mm]
Dielectric	Foam PE	0.15 in [3.81 mm]
Outer Conductor	Aluminum Tape	0 in [0 mm]
Jacket	PE	0.24 in [6.1 mm]

Environmental Specifications

Temperature	
Operating Range	-40 to +85 deg C
Installation Range	-40 to +85 deg C
Storage Range	-70 to +85 deg C

Times Microwave LMR-240-75-DB 75 Ohm Low Loss Flexible Coax Cable PE Jacket



LMR-240-75-DB

Compliance Certifications (see [product page](#) for current document)

Plotted and Other Data

Notes:

Times Microwave LMR-240-75-DB 75 Ohm Low Loss Flexible Coax Cable PE Jacket from Fairview Microwave is in-stock and available to ship same-day. All of our RF/microwave products are available off-the-shelf from our ISO 9001:2008 certified facilities in Lewisville, Texas. Fairview Microwave is RF on-demand.

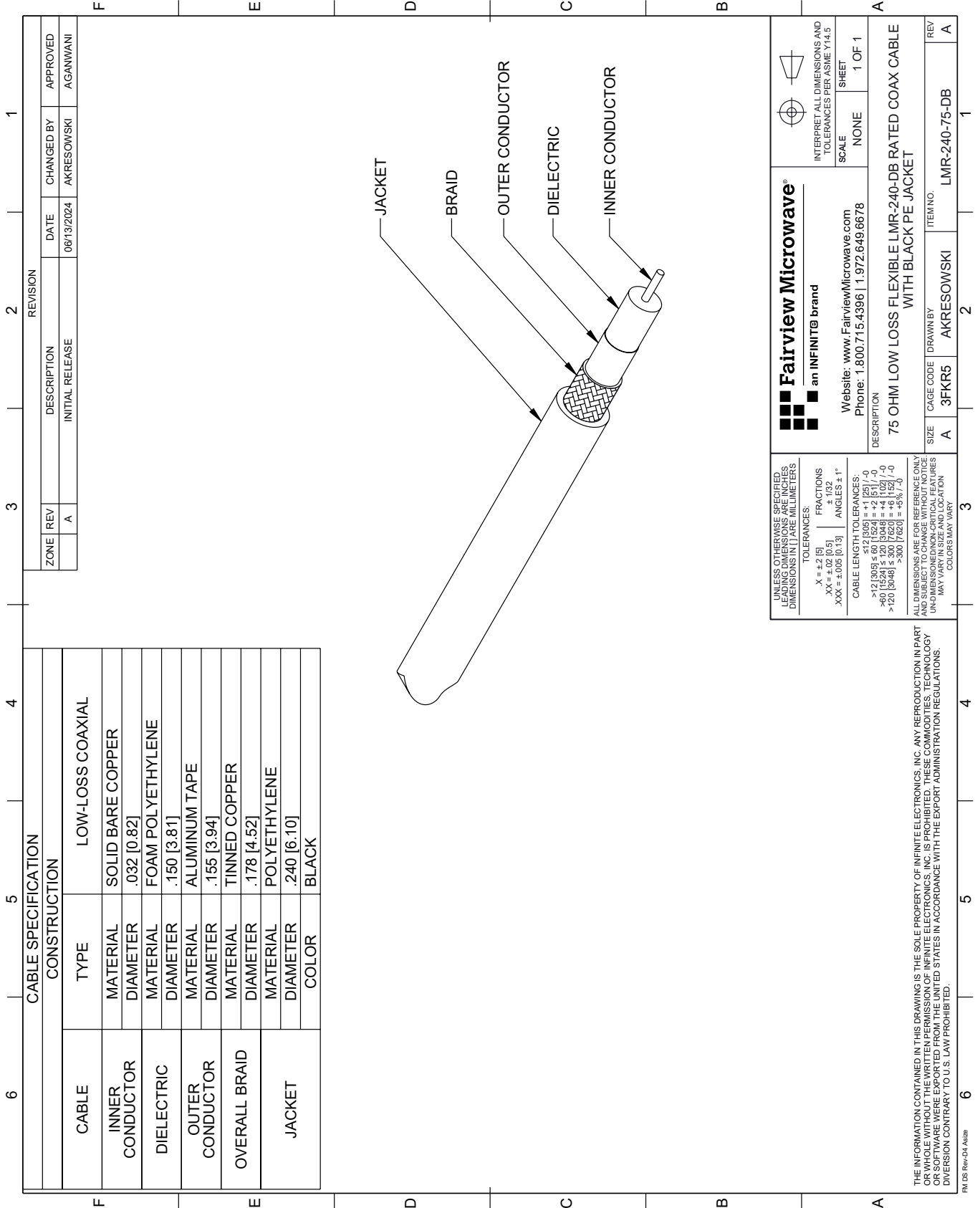
For additional information on this product, please click the following link: [Times Microwave LMR-240-75-DB 75 Ohm Low Loss Flexible Coax Cable PE Jacket LMR-240-75-DB](#)

URL: <https://www.fairviewmicrowave.com/75-ohm-lmr24075db-low-loss-flexible-coax-cable-pe-jacket-lmr-240-75-db-p.aspx>

The information contained within this document is accurate to the best of our knowledge and representative of the part described herein. It may be necessary to make modifications to the part and/or the documentation of the part in order to implement improvements. Fairview Microwave reserves the right to make such changes as required. Unless otherwise stated, all specifications are nominal. Fairview Microwave does not make any representation or warranty regarding the suitability of the part described herein for any particular purpose, and Fairview Microwave does not assume liability arising out of the use of any part or document.

LMR-240-75-DB CAD Drawing

Times Microwave LMR-240-75-DB 75 Ohm Low Loss Flexible Coax Cable PE Jacket



Fairview Microwave®
an INFINIT® brand

Website: www.FairviewMicrowave.com
Phone: 1.800.715.4396 | 1.972.649.6678

UNLESS OTHERWISE SPECIFIED, LEADING DIMENSIONS ARE IN INCHES AND DIMENSIONS IN [] ARE MILLIMETERS.

TOLERANCES:
 .X = ±.2 [5] FRACTIONS ± 1/32
 .XX = ±.02 [0.5] ANGLES ± 1°
 .XXX = ±.005 [0.13]

CABLE LENGTH TOLERANCES:
 >12 [305] ≤ 60 [1524] = ±.1 [25] / -0
 >60 [1524] ≤ 120 [3048] = ±.4 [102] / -0
 >120 [3048] ≤ 300 [7620] = ±.6 [152] / -0

ALL DIMENSIONS ARE FOR REFERENCE ONLY. UNDIMENSIONED NON-CRITICAL FEATURES MAY VARY IN SIZE AND LOCATION. COLORS MAY VARY.

FAIRVIEW MICROWAVE, INC. IS THE SOLE PROPERTY OF INFINITE ELECTRONICS, INC. ANY REPRODUCTION IN PART OR WHOLE WITHOUT THE WRITTEN PERMISSION OF INFINITE ELECTRONICS, INC. IS PROHIBITED. THESE COMMODITIES, TECHNOLOGY OR SOFTWARE ARE EXPORTED FROM THE UNITED STATES IN ACCORDANCE WITH THE EXPORT ADMINISTRATION REGULATIONS. DIVERSION CONTRARY TO U.S. LAW PROHIBITED.

FAIRVIEW MICROWAVE
 INTERPRET ALL DIMENSIONS AND TOLERANCES PER ASME Y14.5
 SCALE NONE
 SHEET 1 OF 1

DESCRIPTION: 75 OHM LOW LOSS FLEXIBLE LMR-240-DB RATED COAX CABLE WITH BLACK PE JACKET

SIZE: A CAGE CODE: 3FKR5 DRAWN BY: AKRESOWSKI ITEM NO.: LMR-240-75-DB

REV: A