

Times Microwave LMR-LW400 Low Loss Flexible Coax Cable Black PE Jacket Light Weight

Times Microwave Systems Coax Cable Specification

LMR-LW400 Light weight version of the 400 series Low Loss Coax from Times Microwave is part of the large product offering by Fairview Microwave of radio frequency coaxial cable types specifically stocked to be ready for same-day shipment. Fairview Microwave LMR-LW400 coax cable is manufactured in a flexible design and has a 50 Ohm impedance. This low loss and light weight flexible 50 Ohm coax cable LMR-LW400 is constructed with a 0.405 inch diameter and Black PE jacket.

LMR-LW400 flexible 50 Ohm coax cable with PE jacket is rated for a 8 GHz maximum operating frequency. This 50 Ohm 0.405 inch diameter and low loss flexible coax cable is built with an aluminum double shield count and RF shielding of 90 dB. Times Microwave LMR-LW400 PE coax is constructed with Foam PE dielectric and a maximum operating temperature of 85 degrees C. Fairview Microwave's offering of LMR-LW400 coax cable provides specs for this wire on its RF coax cable LMR-LW400 datasheet.

LMR-LW400 cable is part of more than one million RF, microwave parts in stock at Fairview Microwave. This Times Microwave low loss and light weight LMR-LW400 coax cable is ready to buy and can be shipped worldwide. Fairview Microwave also maintains a wide selection of other radio frequency coaxial cable types that ship same-day from our warehouse as with the rest of our other RF/microwave components.


* LMR™ is a trademark of Times Microwave Systems.

Electrical Specifications

Description	Min	Typ	Max	Units
Frequency Range	DC		8	GHz
Impedance		50		Ohms
Velocity of Propagation		84		%
Time Delay		1.2 [3.94]		ns/ft [ns/m]
Shielding Effectiveness	90			dB
DWV (DC)			2,500	Vdc
Jacket Spark			8,000	Vrms
Inner Conductor DC Resist.			1.39	Ohms/1000ft
Outer Conductor DC Resist.			6.1	Ohms/1000ft
Nominal Capacitance		23.9		pF/ft
		[78.41]		[pF/m]
Nominal Inductance		0.06		uH/ft
		[0.2]		[uH/m]
Input Power (Peak)			16	kWatts

Performance by Frequency Band

Description	F1	F2	F3	F4	F5	Units
Frequency	0.05	0.15	0.45	0.9	1.5	GHz
Attenuation, Typ	0.9	1.5	2.7	3.9	5.1	dB/100ft
	2.95	4.92	8.86	12.8	16.73	dB/100m



Configuration:

- Low Loss, Outdoor Flexible Cable
- 2 Shield(s)

Features:

- Max Operating Frequency of 8 GHz
- Phase Velocity 84% VoP
- Aluminum Shielding Resulting in a Light Weight Coax
- Max Operating Temperature +85°C
- PE Jacket
- Min Install Bend Radius of 1 inches

Applications:

- General Purpose RF Interconnect
- Laboratory Applications
- Antenna Installs
- RF Test Systems
- Wireless Communications

Fairview Microwave
 301 Leora Ln., Suite 100
 Lewisville, TX 75056
 Tel: 1-800-715-4396 / (972) 649-6678
 Fax: (972) 649-6689
www.fairviewmicrowave.com
sales@fairviewmicrowave.com

Power In (CW), Max	2,570	1,470	830	580	440	Watts
--------------------	-------	-------	-----	-----	-----	-------

Description	F6	F7	F8	F9	F10	Units
Frequency	1.8	2	2.5	5.8	8	GHz
Attenuation, Typ	5.7	6	6.8	10.8	13	dB/100ft
	18.7	19.69	22.31	35.43	42.65	dB/100m
Power In (CW), Max	400	370	330	210	170	Watts

Mechanical Specifications

Diameter	0.405 in [10.29 mm]
Weight	0.05 lbs/ft [0.07 kg/m]
Min. Bend Radius (Installation)	1 in [25.4 mm]
Min. Bend Radius (Repeated)	4 in [101.6 mm]
Bending Moment	0.5 lbs-ft [0.68 N-m]
Tensile Strength	160 lbs [72.57 kg]
Flat Plate Crush	40 lbs/in [0.71 kg/mm]

Construction Specifications

Description	Material and Plating	Diameter
Inner Conductor	Copper, 1 Strands	0.108 in [2.74 mm]
Conductor Type	Solid	
Dielectric	Foam PE	0.285 in [7.24 mm]
First Shield	Aluminum Tape	[]
Second Shield	Aluminium	[]
Jacket	PE, Black	0.405 in [10.29 mm]

Environmental Specifications

Temperature	
Operating Range	-40 to +85 deg C
Installation Range	-40 to +85 deg C
Storage Range	-70 to +85 deg C

Compliance Certifications (see [product page](#) for current document)

Plotted and Other Data

Notes:

Times Microwave LMR-LW400 Low Loss Flexible Coax Cable Black PE Jacket Light Weight from Fairview Microwave has same day shipment for domestic and International orders. Our RF, microwave and millimeter wave products maintain a 99% availability and are part of the broadest selection in the industry.

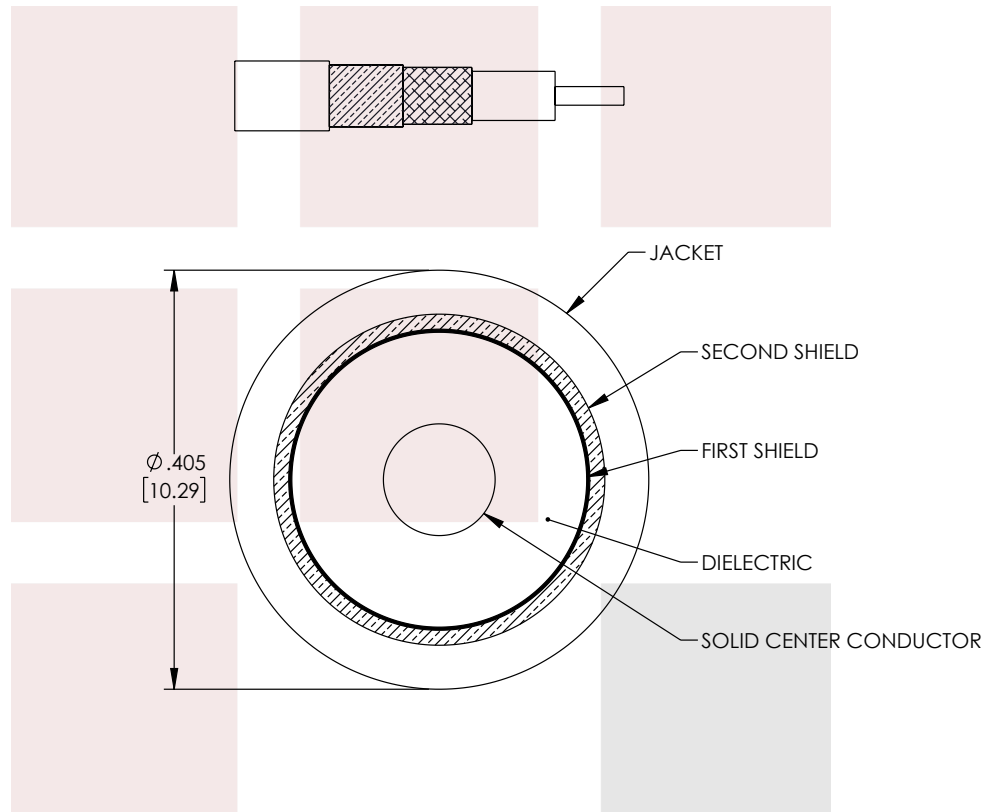
Click the following link to obtain additional part information: [Times Microwave LMR-LW400 Low Loss Flexible Coax Cable Black PE Jacket Light Weight LMR-LW400-BULK](#)

URL: <https://www.fairviewmicrowave.com/lmr-lw400-low-loss-flexible-coax-cable-pe-jacket-lmr-lw400-bulk-p.aspx>

The information contained in this document is accurate to the best of our knowledge and representative of the part described herein. It may be necessary to make modifications to the part and/or the documentation of the part, in order to implement improvements. Fairview Microwave reserves the right to make such changes as required. Unless otherwise stated, all specifications are nominal. Fairview Microwave does not make any representation or warranty regarding the suitability of the part described herein for any particular purpose, and Fairview Microwave does not assume any liability arising out of the use of any part or documentation.



REVISIONS			
REV.	DESCRIPTION	DATE	APPROVED
A	INITIAL RELEASE	02/13/2023	AGANWANI



THESE COMMODITIES, TECHNOLOGY OR SOFTWARE WERE EXPORTED FROM THE UNITED STATES IN ACCORDANCE WITH THE EXPORT ADMINISTRATION REGULATIONS. DIVERSION CONTRARY TO U.S. LAW PROHIBITED.

TITLE

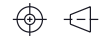
Times Microwave LMR-LW400 Low Loss Flexible Coax Cable Black PE Jacket Light Weight

UNLESS OTHERWISE SPECIFIED LEADING DIMENSIONS ARE INCHES
DIMENSIONS IN [] ARE MILLIMETERS

TOLERANCES: CABLE LENGTH (L) TOLERANCES:

.X = ±.2 [5.08]	FRACTIONS	L ≤ 12 [305] = +1 [25] / -0
.XX = ±.02 [.51]	± 1/32	12 [305] < L ≤ 60 [1524] = +2 [51] / -0
.XXX = ±.005 [.13]	ANGLES ± 1°	60 [1524] < L ≤ 120 [3048] = +4 [102] / -0
		120 [3048] < L ≤ 300 [7620] = +6 [152] / -0
		300 [7620] < L = +5%L / -0

THIRD-ANGLE PROJECTION



THE INFORMATION AND DESIGN IN THIS DOCUMENT IS THE PROPERTY OF FAIRVIEW MICROWAVE CORPORATION. ALL RIGHTS RESERVED.

SHEET 1 OF 1

ALL DIMENSIONS SHOWN ARE FOR REFERENCE ONLY.

SCALE N/A

SIZE A	CAGE CODE 3FKR5	DRAWN BY AKRESOWSKI	ITEM NO. LMR-LW400-BULK	REV A
-----------	--------------------	------------------------	----------------------------	----------

T-Rev.D