

Panel Jack Receptacles—Square Flange

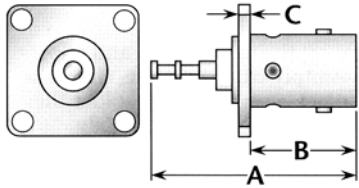


Figure 1
(Turret contact)

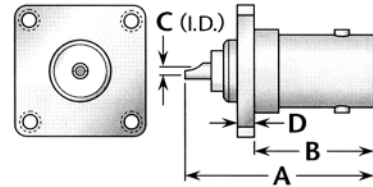


Figure 2
(Solder pot contact)

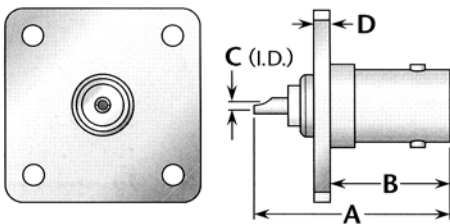


Figure 3
(Solder pot contact, 1" square flange,
interchangeable with type N standard flange size)

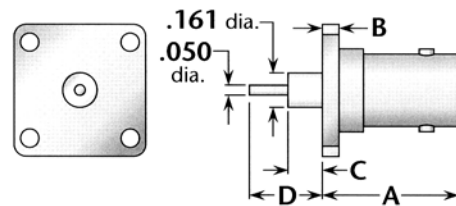


Figure 4
(Post contact)

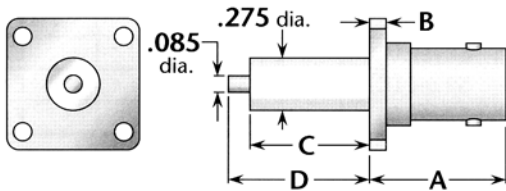


Figure 5
(Post contact)

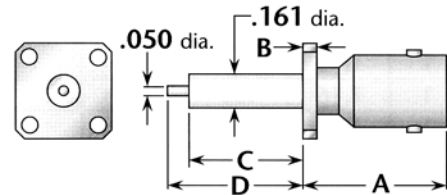


Figure 6
(Post contact, 1/2" square flange,
interchangeable with SMA standard flange size)

Figure	Dimensions				Mounting Figure	Plating		Delta P/N
	A	B	C	D		Body	Contact	
1	1.06	.55	.050	—	18	Nickel	Silver (C)	UG-185/U
2	1.06	.63	.062	.090	07	Nickel	Silver (C)	UG-290A/U
2	1.06	.63	.043	.090	12	Nickel	Silver (C)	UG-447/U
2	1.06	.63	.062	.090	07	Silver	Gold (C)	M39012/22-0001
2	1.06	.63	.062	.090	09	Nickel	Silver (C)	1013-000-N090
2	1.06	.63	.062	.090	10	Nickel	Silver (C)	1013-000-N100
2	1.06	.63	.062	.090	18	Nickel	Gold (C)	1013-000-N180
2	1.00	.75	.062	.080	18 ^S	Nickel	Gold (C)	1013-000-F181**
3	1.06	.63	.062	.080	33	Nickel	Silver (C)	1013-000-N330
4	.715	.090	.175	.375	09	Nickel	Silver (C)	1058-000-N091
5	.750	.080	.590	.705	18 ^S	Nickel	Gold (C)*	1058-000-N181-1
6	.750	.080	.590	.705	05	Nickel	Gold (C)	1058-000-N051