

M39012/26-0011 TNC Male Connector Crimp/Solder Attachment For RG55 Cable

Electrical Specifications

Description	Min	Typ	Max	Units
Frequency Range	DC		11	GHz
VSWR			1.35:1	
DWV (AC)			1,500	

Mechanical Specifications

Size	
Length	1.095 in [27.81 mm]
Weight	0.03527 lbs [16 g]

Material Specifications

Description	Material	Plating
Contact	Brass	Gold
Insulation	PTFE	
Outer Conductor	Brass	Silver
Body	Brass	Silver

Compliance Certifications (visit www.FairviewMicrowave.com for current document)

RoHS Compliant	Yes
REACH Compliant	12/17/2015

Plotted and Other Data

Notes:

M39012/26-0011 TNC Male Connector Crimp/Solder Attachment For RG55 Cable from Fairview Microwave is in-stock and available to ship same-day. All of our RF/microwave products are available off-the-shelf from our ISO 9001:2008 certified facilities in Allen, Texas. Fairview Microwave is RF on-demand.

For additional information on this product, please click the following link: [M39012/26-0011 TNC Male Connector Crimp/Solder Attachment For RG55 Cable M39012/26-0011](http://www.fairviewmicrowave.com/m39012-26-0011)

URL: <http://www.fairviewmicrowave.com/tnc-male-standard-rg55-connector-m39012-26-0011-p.aspx>

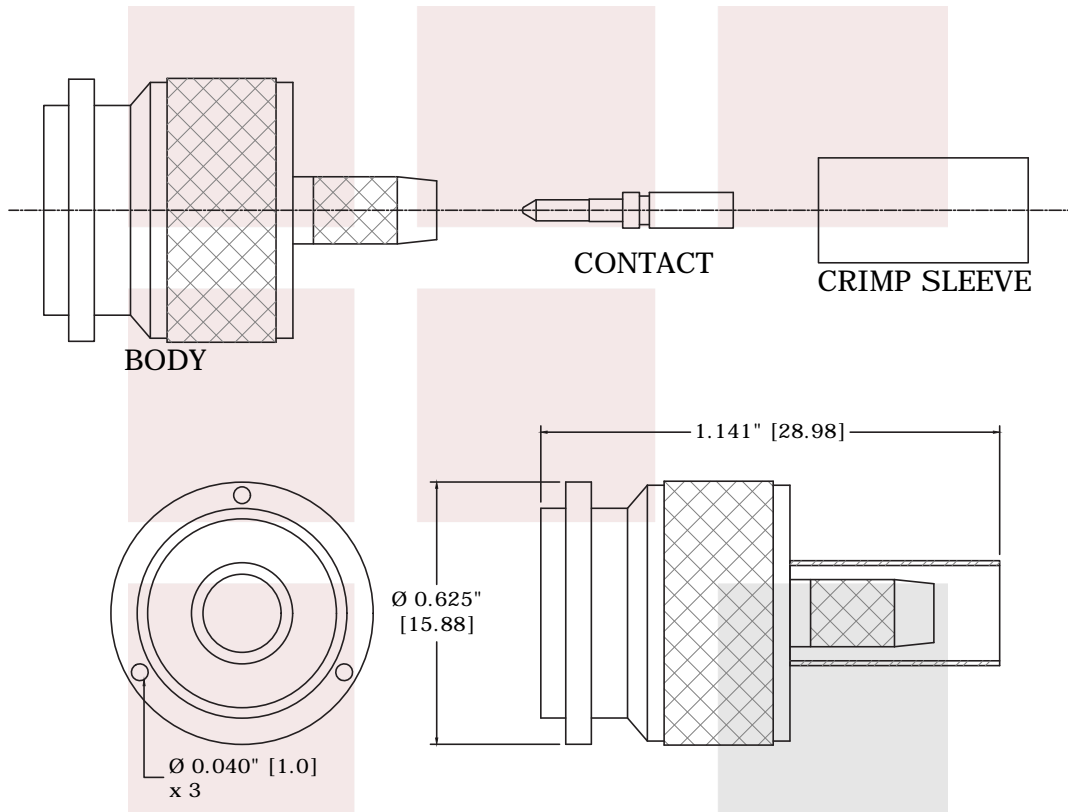
The information contained in this document is accurate to the best of our knowledge and representative of the part described herein. It may be necessary to make modifications to the part and/or the documentation of the part, in order to implement improvements. Fairview Microwave reserves the right to make such changes as required. Unless otherwise stated, all specifications are nominal. Fairview Microwave does not make any representation or warranty regarding the suitability of the part described herein for any particular purpose, and Fairview Microwave does not assume any liability arising out of the use of any part or documentation.



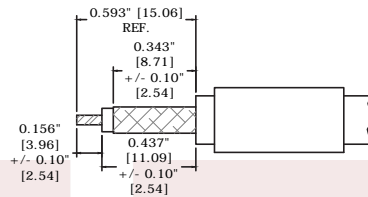
Configuration:

- TNC Male Connector
- 50 Ohms
- Straight Body Geometry
- RG55 Interface Type
- Crimp/Solder Attachment

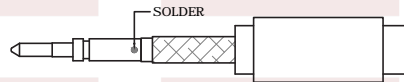
Fairview Microwave
 1130 Junction Dr. #100
 Allen, TX 75013
 Tel: 1-800-715-4396 / (972) 649-6678
 Fax: (972) 649-6689
www.fairviewmicrowave.com
sales@fairviewmicrowave.com



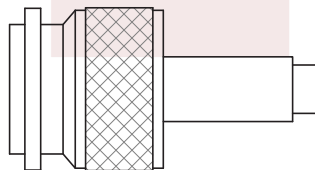
FAIRVIEW MICROWAVE INC. ALLEN, TX 75013 WWW.FAIRVIEWMICROWAVE.COM		NOTES: 1. UNLESS OTHERWISE SPECIFIED ALL DIMENSIONS ARE NOMINAL. 2. ALL SPECIFICATIONS ARE SUBJECT TO CHANGE WITHOUT NOTICE AT ANY TIME. 3. DIMENSIONS ARE IN INCHES [mm].			
TITLE M39012/26-0011 TNC Male Connector Crimp/Solder Attachment For RG55 Cable		DWG NO M39012/26-0011		CAGE CODE 3FKR5	
CAD FILE	031115	SHEET	SCALE	N/A	SIZE A 5568



1. TRIM CABLE TO DIMENSIONS SHOWN. SLIDE CRIMP SLEEVE BACK ONTO CABLE.



2. SLIDE CONTACT ONTO CENTER CONDUCTOR SO THAT IT BOTTOMS AGAINST CABLE DIELECTRIC AND SOLDER TO CENTER CONDUCTOR



3. INSERT CABLE/CONTACT INTO REAR OF BODY, WITH ALL BRAID WIRES ON OUTSIDE OF CRIMP TAIL. PUSH CABLE IN UNTIL CABLE DIELECTRIC BOTTOMS IN CONNECTOR TRIM EXCESS BRAID WIRES EVEN WITH SHOULDER OF BODY. SLIDE CRIMP SLEEVE FORWARD UNTIL FLUSH WITH BODY AND CRIMP.

FAIRVIEW MICROWAVE INC.

ALLEN, TX 75013 WWW.FAIRVIEWMICROWAVE.COM

NOTES:

1. UNLESS OTHERWISE SPECIFIED ALL DIMENSIONS ARE NOMINAL.
2. ALL SPECIFICATIONS ARE SUBJECT TO CHANGE WITHOUT NOTICE AT ANY TIME.
3. DIMENSIONS ARE IN INCHES [mm].

TITLE
 M39012/26-0011 TNC Male Connector Crimp/Solder Attachment For RG55 Cable

DWG NO
 M39012/26-0011

CAGE CODE
 3FKR5

CAD FILE 031115 SHEET

SCALE N/A SIZE A 5568