

**2 Way Power Divider 2.92mm Connectors From 15 GHz to 40 GHz Rated at 10 Watts**

Fairview Microwave carries a wide selection of power dividers to fit your needs. These components are essential in many systems, allowing the combination of multiple signals or splitting of a single signal into multiple signals with equal magnitude and phase. Fairview Microwave's resistive and Wilkinson power dividers come with excellent performance featuring minimal loss, high isolation and low VSWR. They are available in both narrow and broad bandwidths with a variety of connector types such as 2.92mm, BNC, N and SMA.

The MP1540-2 is a 2 way reactive power divider that operates from 15 to 40 GHz can handle up to 10 Watts (CW) with 1.2 dB max insertion loss and 13 dB min isolation. The package interface uses 2.92mm female connectors and is REACH and RoHS compliant.

**Electrical Specifications**

Design Reactive  
 Number of Output Ports 2

| Description       | Min | Typ | Max   | Units   |
|-------------------|-----|-----|-------|---------|
| Frequency Range   | 15  |     | 40    | GHz     |
| Impedance         |     | 50  |       | Ohms    |
| Input VSWR        |     |     | 1.8:1 |         |
| Insertion Loss    |     |     | 1.2   | dB      |
| Isolation         | 13  |     |       | dB      |
| Amplitude Balance |     |     | 0.8   | dB      |
| Phase Balance     |     |     | 10    | Degrees |
| Input Power (CW)  |     |     | 10    | Watts   |

Electrical Specification Notes:  
 Max input power rated for load VSWR better than 1.20:1.

**Mechanical Specifications**

**Size**  
 Length 1 in [25.4 mm]  
 Width 0.6 in [15.24 mm]  
 Height 0.38 in [9.65 mm]  
 Weight 0.038 lbs [17.24 g]

**Configuration**  
 Package Type Connectorized  
 Input Connector 2.92mm Female  
 Output Connectors 2.92mm Female

**Environmental Specifications**

**Temperature**  
 Operating Range -25 to +80 deg C  
 Storage Range -55 to +150 deg C  
 Humidity MIL-STD-202, Method 106 (90% relative humidity, +65°C)



**Features:**

- 2-Way Power Divider
- Reactive Design
- 15 to 40 GHz Frequency Range
- Max Power 10 Watts (CW)
- Insertion Loss < 1.2 dB
- Isolation > 13 dB

**Applications:**

- Test and Measurement
- Military Communications
- Commercial Communications
- Wireless Communications
- SATCOM

Fairview Microwave  
 1130 Junction Dr. #100  
 Allen, TX 75013  
 Tel: 1-800-715-4396 / (972) 649-6678  
 Fax: (972) 649-6689  
[www.fairviewmicrowave.com](http://www.fairviewmicrowave.com)  
[sales@fairviewmicrowave.com](mailto:sales@fairviewmicrowave.com)

Shock  
 Vibration

MIL-STD-202, Method 213/I (100 G's, 6 ms)  
 MIL-STD-202, Method 204/D (10 to 2,000 Hz, 20 G's, 12 hours)

Altitude  
 Thermal Shock

MIL-STD-202, Method 105/E (150,000 feet)  
 MIL-STD-202, Method 107/B (-55°C to +85°C)

**Compliance Certifications** (visit [www.FairviewMicrowave.com](http://www.FairviewMicrowave.com) for current document)

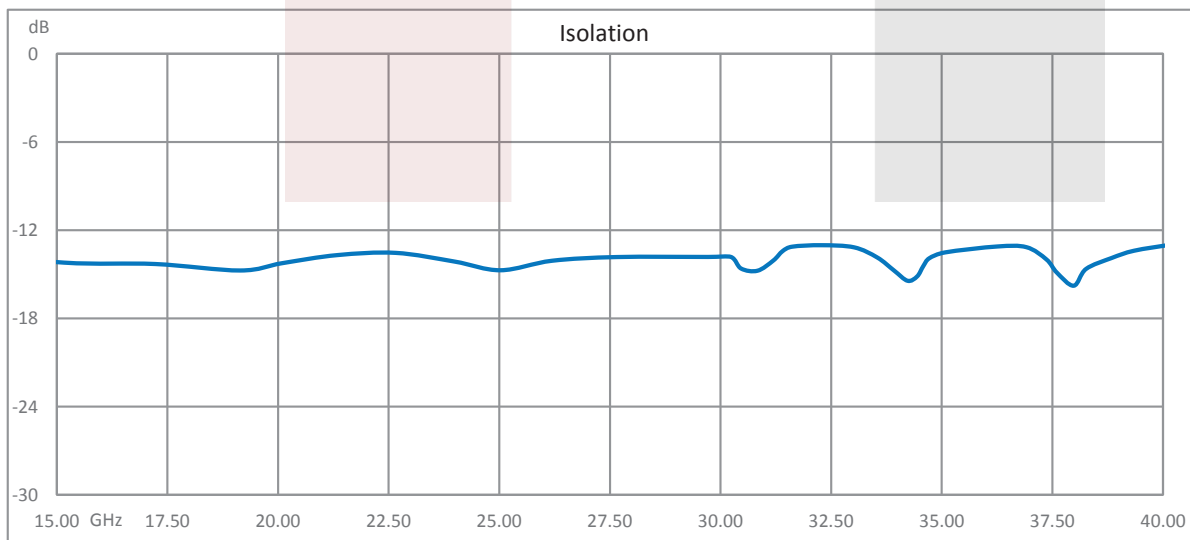
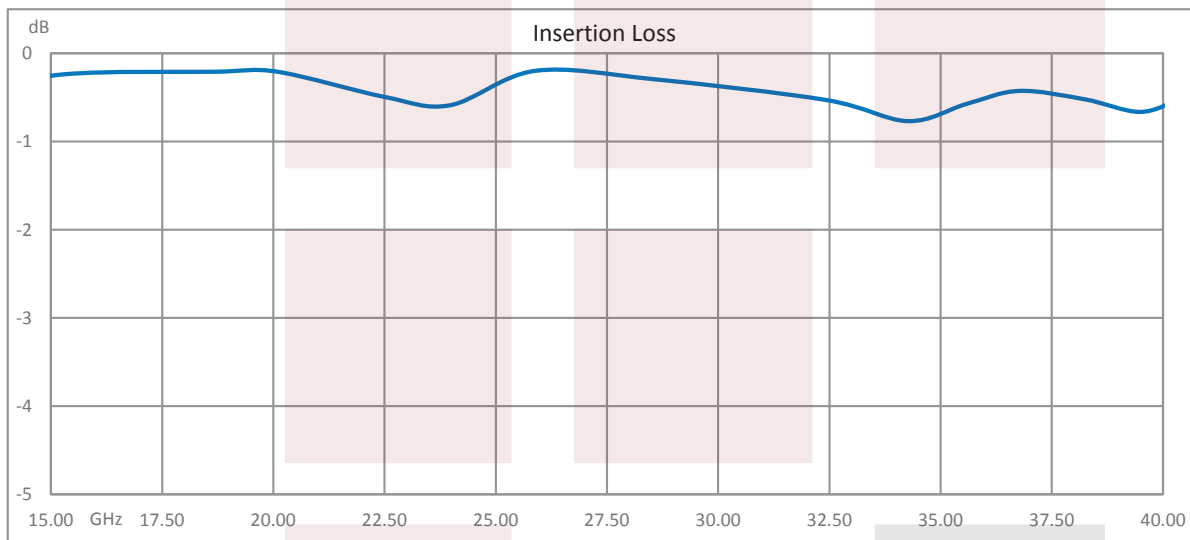
RoHS Compliant  
 REACH Compliant

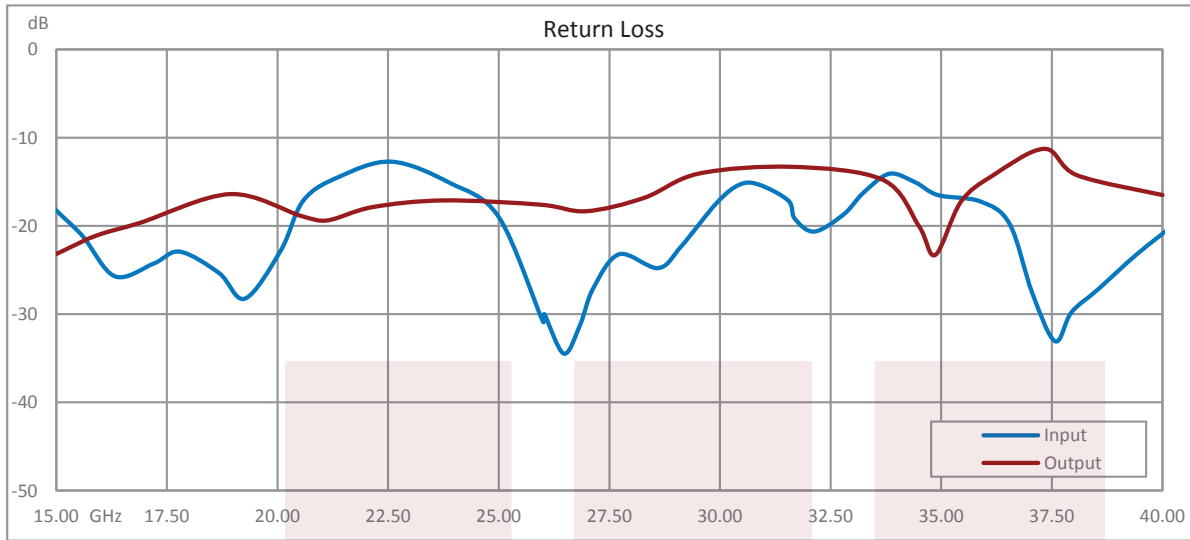
Yes  
 12/17/2015

**Plotted and Other Data**

Notes:

**Typical Performance Data**



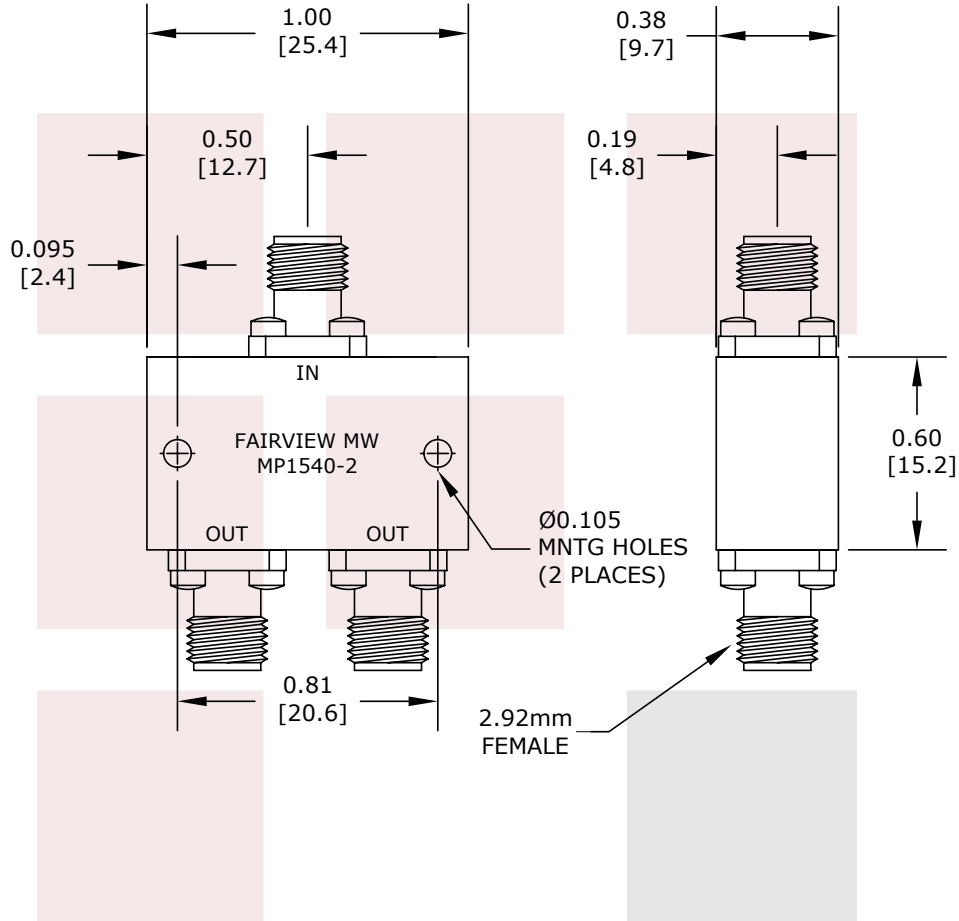


2 Way Power Divider 2.92mm Connectors From 15 GHz to 40 GHz Rated at 10 Watts from Fairview Microwave is in-stock and available to ship same-day. All of our RF/microwave products are available off-the-shelf from our ISO 9001:2008 certified facilities in Allen, Texas. Fairview Microwave is RF on-demand.

For additional information on this product, please click the following link: [2 Way Power Divider 2.92mm Connectors From 15 GHz to 40 GHz Rated at 10 Watts MP1540-2](http://www.fairviewmicrowave.com/2-way-power-divider-2.92mm-40-ghz-10-watts-mp1540-2-p.aspx)

URL: <http://www.fairviewmicrowave.com/2-way-power-divider-2.92mm-40-ghz-10-watts-mp1540-2-p.aspx>

The information contained in this document is accurate to the best of our knowledge and representative of the part described herein. It may be necessary to make modifications to the part and/or the documentation of the part, in order to implement improvements. Fairview Microwave reserves the right to make such changes as required. Unless otherwise stated, all specifications are nominal. Fairview Microwave does not make any representation or warranty regarding the suitability of the part described herein for any particular purpose, and Fairview Microwave does not assume any liability arising out of the use of any part or documentation.



| STANDARD TOLERANCES |        |
|---------------------|--------|
| DECIMAL             |        |
| .XX                 | ±0.02  |
| .XXX                | ±0.010 |

\*STANDARD TOLERANCES APPLY ONLY TO DIMENSIONS IN INCHES

|  |  |   |       |                           |                |
|--|--|---|-------|---------------------------|----------------|
| <b>FAIRVIEW MICROWAVE INC.</b>   |  | NOTES:<br>1. UNLESS OTHERWISE SPECIFIED ALL DIMENSIONS ARE NOMINAL.<br>2. ALL SPECIFICATIONS ARE SUBJECT TO CHANGE WITHOUT NOTICE AT ANY TIME.<br>3. DIMENSIONS ARE IN INCHES [mm]. |       |                           |                |
| ALLEN, TX 75013 WWW.FAIRVIEWMICROWAVE.COM  |  | DWG NO<br><b>MP1540-2</b>   |       | CAGE CODE<br><b>3FKR5</b> |                |
| TITLE<br>2 Way Power Divider 2.92mm Connectors From 15 GHz to 40 GHz Rated at 10 Watts |  | CAD FILE<br>051216  | SHEET | SCALE<br>N/A              | SIZE<br>A 3045 |