

## 4 Way Power Divider SMA Connectors From 500 MHz to 2 GHz Rated at 30 Watts

Fairview Microwave carries a wide selection of power dividers to fit your needs. These components are essential in many systems, allowing the combination of multiple signals or splitting of a single signal into multiple signals with equal magnitude and phase. Fairview Microwave's resistive and reactive power dividers come with excellent performance featuring minimal loss, high isolation and low VSWR. They are available in both narrow and broad bandwidths with a variety of connector types.

The MP8309-4 is a 4 way reactive power divider that operates from 500 MHz to 2 GHz and can handle up to 30 Watts (CW). This SMA power divider offers 20 dB min isolation and 1.3:1 max VSWR. The package interface uses SMA inputs on all of the ports.

### Electrical Specifications

Design: Reactive  
Number of Output Ports: 4

Description	Min	Typ	Max	Units
Frequency Range	0.5		2	GHz
Impedance		50		Ohms
Input VSWR			1.3:1	
Output VSWR			1.2:1	
Insertion Loss			1	dB
Isolation	20			dB
Amplitude Balance			±0.3	dB
Phase Balance			±3	Degrees
Input Power (CW)			30	Watts

Electrical Specification Notes:  
Values at +25°C, sea level.  
Insertion loss includes 6dB theoretical loss.

### Mechanical Specifications

**Size**  
Length: 2.21 in [56.13 mm]  
Width: 3 in [76.2 mm]  
Height: 0.39 in [9.91 mm]  
Weight: 0.179 lbs [81.19 g]

**Configuration**  
Input Connector: SMA Female  
Output Connectors: SMA Female

### Environmental Specifications

**Temperature**  
Operating Range: -55 to +85 deg C  
Storage Range: -55 to +100 deg C



### Features:

- 4-Way Power Divider
- Reactive Design
- 500 MHz to 2 GHz Frequency Range
- Max Power 30W (CW)
- Isolation > 20 dB

### Applications:

- Test and Measurement
- Military Communications
- Commercial Communications
- Wireless Communications
- SATCOM

Fairview Microwave  
301 Leora Ln., Suite 100  
Lewisville, TX 75056  
Tel: 1-800-715-4396 / (972) 649-6678  
Fax: (972) 649-6689  
[www.fairviewmicrowave.com](http://www.fairviewmicrowave.com)  
[sales@fairviewmicrowave.com](mailto:sales@fairviewmicrowave.com)

**Compliance Certifications** (see [product page](#) for current document)

**Plotted and Other Data**





Notes:

4 Way Power Divider SMA Connectors From 500 MHz to 2 GHz Rated at 30 Watts from Fairview Microwave is in-stock and available to ship same-day. All of our RF/microwave products are available off-the-shelf from our ISO 9001:2008 certified facilities in Lewisville, Texas. Fairview Microwave is RF on-demand.

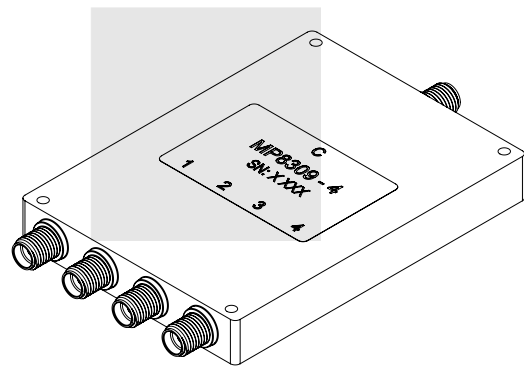
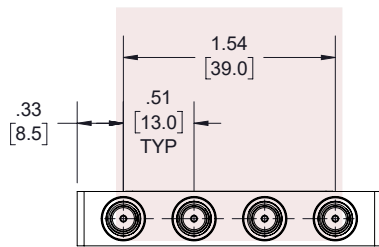
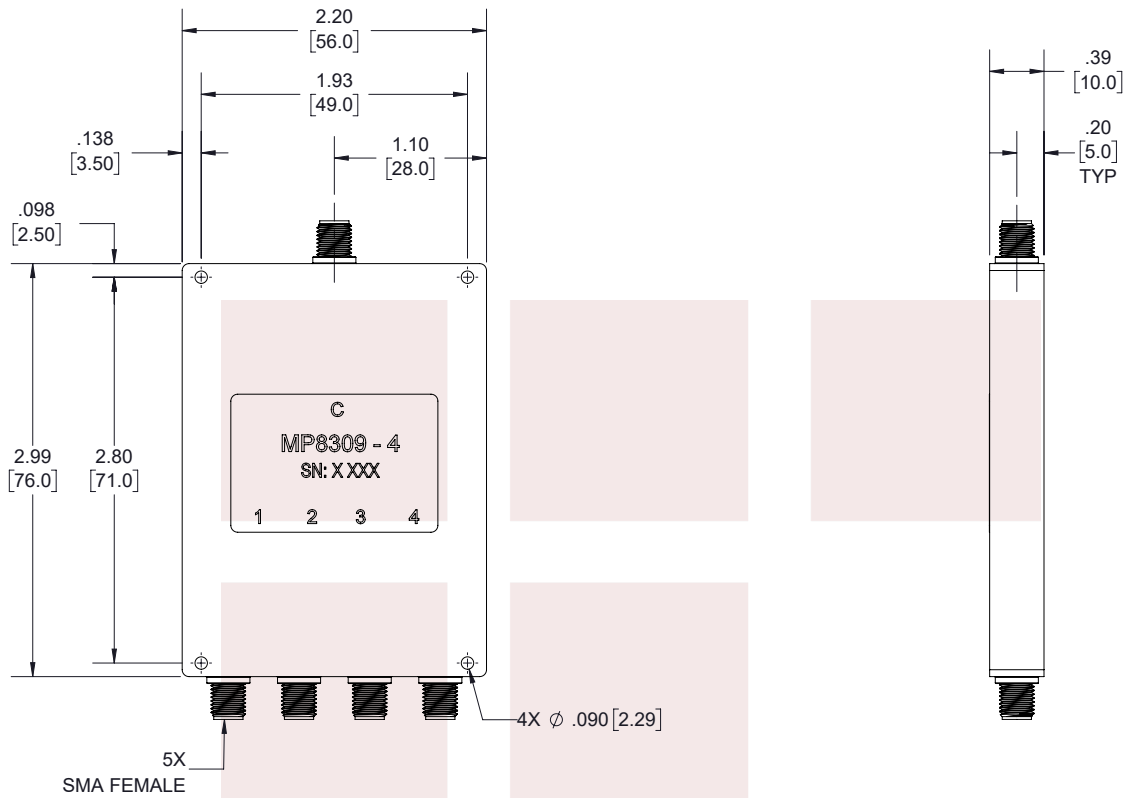
For additional information on this product, please click the following link: [4 Way Power Divider SMA Connectors From 500 MHz to 2 GHz Rated at 30 Watts MP8309-4](#)

URL: <https://www.fairviewmicrowave.com/4-way-power-divider-sma-2-ghz-0-watts-mp8309-4-p.aspx>

The information contained in this document is accurate to the best of our knowledge and representative of the part described herein. It may be necessary to make modifications to the part and/or the documentation of the part, in order to implement improvements. Fairview Microwave reserves the right to make such changes as required. Unless otherwise stated, all specifications are nominal. Fairview Microwave does not make any representation or warranty regarding the suitability of the part described herein for any particular purpose, and Fairview Microwave does not assume any liability arising out of the use of any part or documentation.



REVISIONS			
REV.	DESCRIPTION	DATE	APPROVED
A	PCR MP8309-4	4/19/2021	T.GALLA



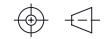
THESE COMMODITIES, TECHNOLOGY OR SOFTWARE WERE EXPORTED FROM THE UNITED STATES IN ACCORDANCE WITH THE EXPORT ADMINISTRATION REGULATIONS. DIVERSION CONTRARY TO U.S. LAW PROHIBITED.

TITLE  
4 Way Power Divider SMA Connectors From 500 MHz to 2 GHz Rated at 30 Watts

UNLESS OTHERWISE SPECIFIED LEADING DIMENSIONS ARE INCHES  
DIMENSIONS IN [ ] ARE MILLIMETERS

TOLERANCES:		CABLE LENGTH (L) TOLERANCES:	
.X = ±.2 [5.08]	FRACTIONS	L ≤ 12 [305]	= +1 [25] / -0
.XX = ±.02 [.51]	± 1/32	12 [305] < L ≤ 60 [1524]	= +2 [51] / -0
.XXX = ±.005 [.13]	ANGLES ± 1°	60 [1524] < L ≤ 120 [3048]	= +4 [102] / -0
		120 [3048] < L ≤ 300 [7620]	= +6 [152] / -0
		300 [7620] < L =	+5%L / -0

THIRD-ANGLE PROJECTION



THE INFORMATION AND DESIGN IN THIS DOCUMENT IS THE PROPERTY OF FAIRVIEW MICROWAVE CORPORATION. ALL RIGHTS RESERVED.

SHEET 1 OF 1

ALL DIMENSIONS SHOWN ARE FOR REFERENCE ONLY.

SCALE N/A

SIZE A	CAGE CODE 3FKR5	DRAWN BY K.Dang	ITEM NO. MP8309-4	REV A
-----------	--------------------	--------------------	----------------------	----------

T-Rev.D