

**40 dB Fixed Attenuator N Male To N Female Up To 6 GHz Rated To 5 Watts With Black Aluminum Heatsink Body**

Fairview Microwave carries a broad selection of fixed attenuators with a wide range of attenuation levels, frequency ranges, and power dissipation ranges. Also known as RF pads, RF microwave attenuators lower the amplitude of a signal (or attenuate) a known amount. These attenuator pads can be used in a wide variety of applications including reducing a signal level to protect measurement equipment or other circuitry, extending the range of power meters and amplifiers, and impedance matching circuits by reducing the VSWR seen by adjacent components. RF attenuators can prevent signal overload in amplifiers, receivers and detectors, adjusting the signal level to a range that is optimal.

Few RF components are as commonly used as fixed coaxial attenuators, and Fairview Microwave carries one of the largest in-stock varieties and ships them same day. The SA6N5WA-40 is a 40 dB Fixed Attenuator that operates from DC to 6 GHz and is rated to 5 Watts. The versatile coaxial package uses type N male to type N female connectors and is also REACH and RoHS compliant. The Black Anodized Aluminum Heatsink body allows for efficient heat dissipation under high power usage conditions.



**Features:**

- DC to 6 GHz Frequency Range
- Attenuation 40±1.5 dB
- Max Power 5 Watts (CW)
- VSWR < 1.25:1

**Applications:**

- Instrumentation
- Precision measurements
- Prototyping and characterization
- Production systems

**Electrical Specifications**

Description	Min	Typ	Max	Units
Frequency Range	DC		6	GHz
Impedance		50		Ohms
Nominal Attenuation		40		dB
Attenuation Accuracy		±1.5		dB
VSWR			1.25:1	
Input Power, CW derated linearly to 0.5W at +125°C			5	Watts
Input Power, Peak 5µs pulse, 0.25% duty cycle			500	Watts

**Mechanical Specifications**

<b>Size</b>	
Length	2.15 in [54.61 mm]
Width/Diameter	0.86 in [21.84 mm]
Weight	0.138 lbs [62.6 g]
Body Material and Plating	Black Anodized Aluminum Heatsink

**Configuration**

Design	Fixed
Package Style	Connectorized Module

Fairview Microwave  
 1130 Junction Dr. #100  
 Allen, TX 75013  
 Tel: 1-800-715-4396 / (972) 649-6678  
 Fax: (972) 649-6689  
[www.fairviewmicrowave.com](http://www.fairviewmicrowave.com)  
[sales@fairviewmicrowave.com](mailto:sales@fairviewmicrowave.com)

**Connectors**

Description	Connector 1	Connector 2
Type	N Male	N Female
Contact Material & Plating	Beryllium Copper, Gold	Beryllium Copper, Gold
Contact Plating Spec.	MIL-PRF-39012	MIL-PRF-39012
Dielectric Type	Teflon	Teflon
Body Material & Plating	Passivated Stainless Steel	Passivated Stainless Steel

Mechanical Specification Notes:  
 Materials and finishes comply with MIL-DTL-3933 and MIL-PRF-39012.

**Environmental Specifications**

**Temperature**

Operating Range -65 to +125 deg C

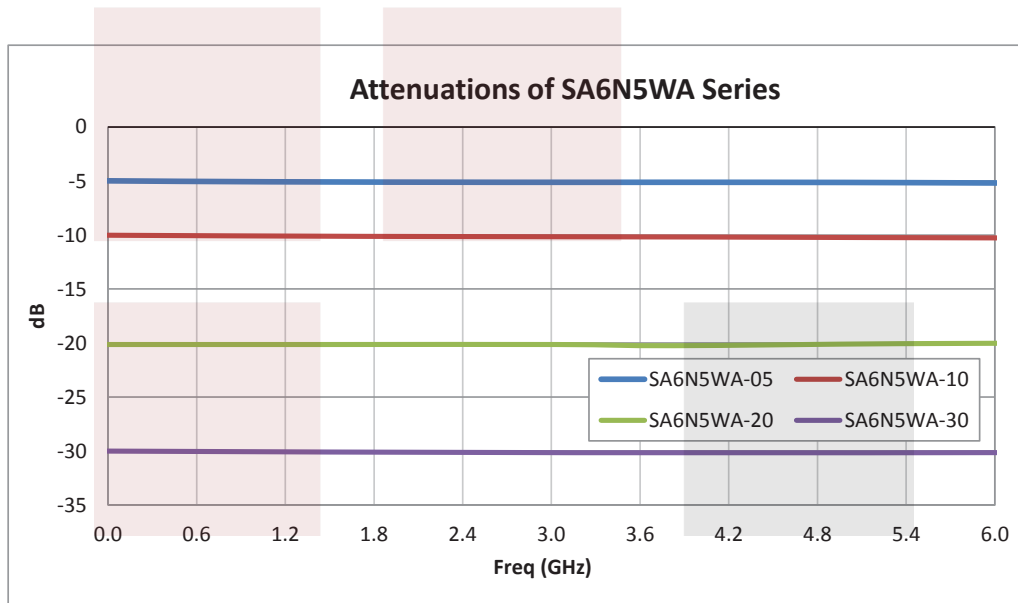
Environmental Specification Notes:  
 Designed to meet environmental requirements of MIL-DTL-3933.

**Compliance Certifications** (see [product page](#) for current document)

**Plotted and Other Data**

Notes:

Typical Performance Data



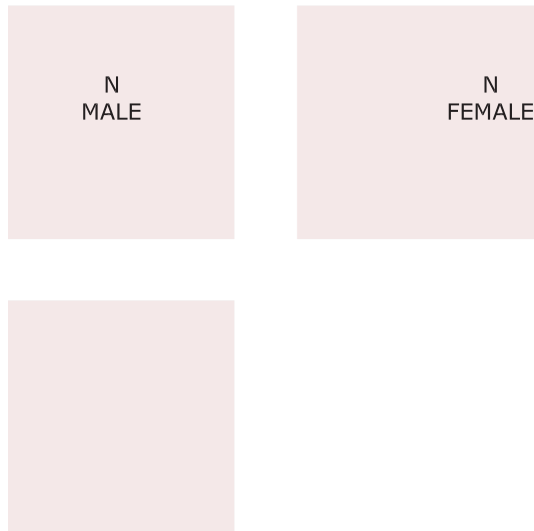
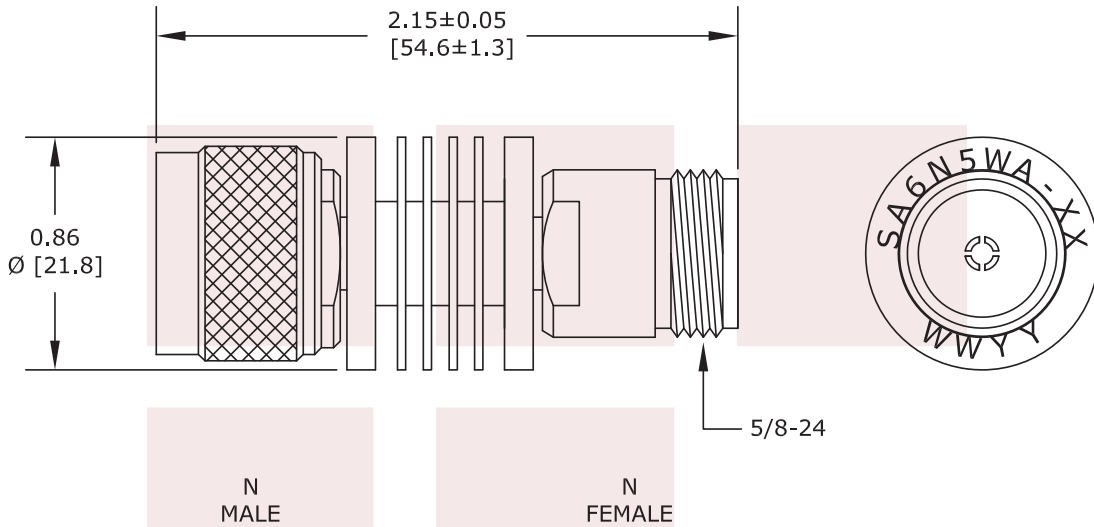
40 dB Fixed Attenuator N Male To N Female Up To 6 GHz Rated To 5 Watts With Black Aluminum Heatsink Body from Fairview Microwave is in-stock and available to ship same-day. All of our RF/microwave products are available off-the-shelf from our ISO 9001:2008 certified facilities in Allen, Texas. Fairview Microwave is RF on-demand.

For additional information on this product, please click the following link: [40 dB Fixed Attenuator N Male To N Female Up To 6 GHz Rated To 5 Watts With Black Aluminum Heatsink Body SA6N5WA-40](#)

URL: <https://www.fairviewmicrowave.com/40db-fixed-attenuator-n-male-n-female-5-watts-sa6n5wa-40-p.aspx>

The information contained in this document is accurate to the best of our knowledge and representative of the part described herein. It may be necessary to make modifications to the part and/or the documentation of the part, in order to implement improvements. Fairview Microwave reserves the right to make such changes as required. Unless otherwise stated, all specifications are nominal. Fairview Microwave does not make any representation or warranty regarding the suitability of the part described herein for any particular purpose, and Fairview Microwave does not assume any liability arising out of the use of any part or documentation.





P/N	ATTEN.	MAX. DEV.
SA6N5WA-01	1 dB	±.3
SA6N5WA-02	2 dB	±.3
SA6N5WA-03	3 dB	±.3
SA6N5WA-04	4 dB	±.3
SA6N5WA-05	5 dB	±.3
SA6N5WA-06	6 dB	±.3
SA6N5WA-07	7 dB	±.5
SA6N5WA-08	8 dB	±.5
SA6N5WA-09	9 dB	±.5
SA6N5WA-10	10 dB	±.5
SA6N5WA-11	11 dB	±.5
SA6N5WA-12	12 dB	±.5
SA6N5WA-15	15 dB	±.5
SA6N5WA-20	20 dB	±.5
SA6N5WA-30	30 dB	±.75
SA6N5WA-40	40 dB	±1.25
SA6N5WA-50	50 dB	±2.00

STANDARD TOLERANCES		
Decimal	Inch	[mm]
.X	±0.05	[1.27]
.XX	±0.03	[.76]
.XXX	±0.010	[.25]

\*STANDARD TOLERANCES APPLY ONLY TO DIMENSIONS IN INCHES

<b>FAIRVIEW MICROWAVE INC.</b> ALLEN, TX 75013 WWW.FAIRVIEWMICROWAVE.COM		NOTES: 1. UNLESS OTHERWISE SPECIFIED ALL DIMENSIONS ARE NOMINAL. 2. ALL SPECIFICATIONS ARE SUBJECT TO CHANGE WITHOUT NOTICE AT ANY TIME. 3. DIMENSIONS ARE IN INCHES [mm].			
TITLE 40 dB Fixed Attenuator N Male To N Female Up To 6 GHz Rated To 5 Watts With Black Aluminum Heatsink Body		DWG NO SA6N5WA		CAGE CODE 3FKR5	
		CAD FILE 051717	SHEET	SCALE N/A	SIZE A 2233