

**SMP Male Smooth Bore PCB Connector End Launch
 Solder Attachment Up To 8 GHz**

Configuration

Connector SMP Male, Smooth Bore

Electrical Specifications*

Description	Min	Typ	Max	Units
Frequency Range	DC		8	GHz
Impedance		50		Ohms
VSWR			1.1:1	

* Values at 25°C, sea level

Mechanical Specifications

Temperature

Operating Range -65 to +165 deg C

Size

Length 0.289 in [7.34 mm]
 Width/Dia. 0.305 in [7.75 mm]
 Height 0.171 in [4.34 mm]

Connector

Type SMP Male
 Mating Cycles 500
 Contact Material and Plating Beryllium Copper, Gold
 Contact Plating Specification MIL-DTL-45204
 Body Material and Plating Brass, Gold
 Body Plating Specification MIL-DTL-45204
 Dielectric Type PTFE

Compliance Certifications (visit www.FairviewMicrowave.com for current document)

RoHS Compliant Yes



Features:

- Specification: MIL-STD-348A
- Interface: End Launch
- Attachment: Solder
- Body Style: Straight

Fairview Microwave
 1130 Junction Dr. #100
 Allen, TX 75013
 Tel: 1-800-715-4396 / (972) 649-6678
 Fax: (972) 649-6689
www.fairviewmicrowave.com
sales@fairviewmicrowave.com

Plotted and Other Data

Notes:





- Values at +25 °C, sea level
- GPO® is a Registered Trademark of Corning Gilbert Inc.

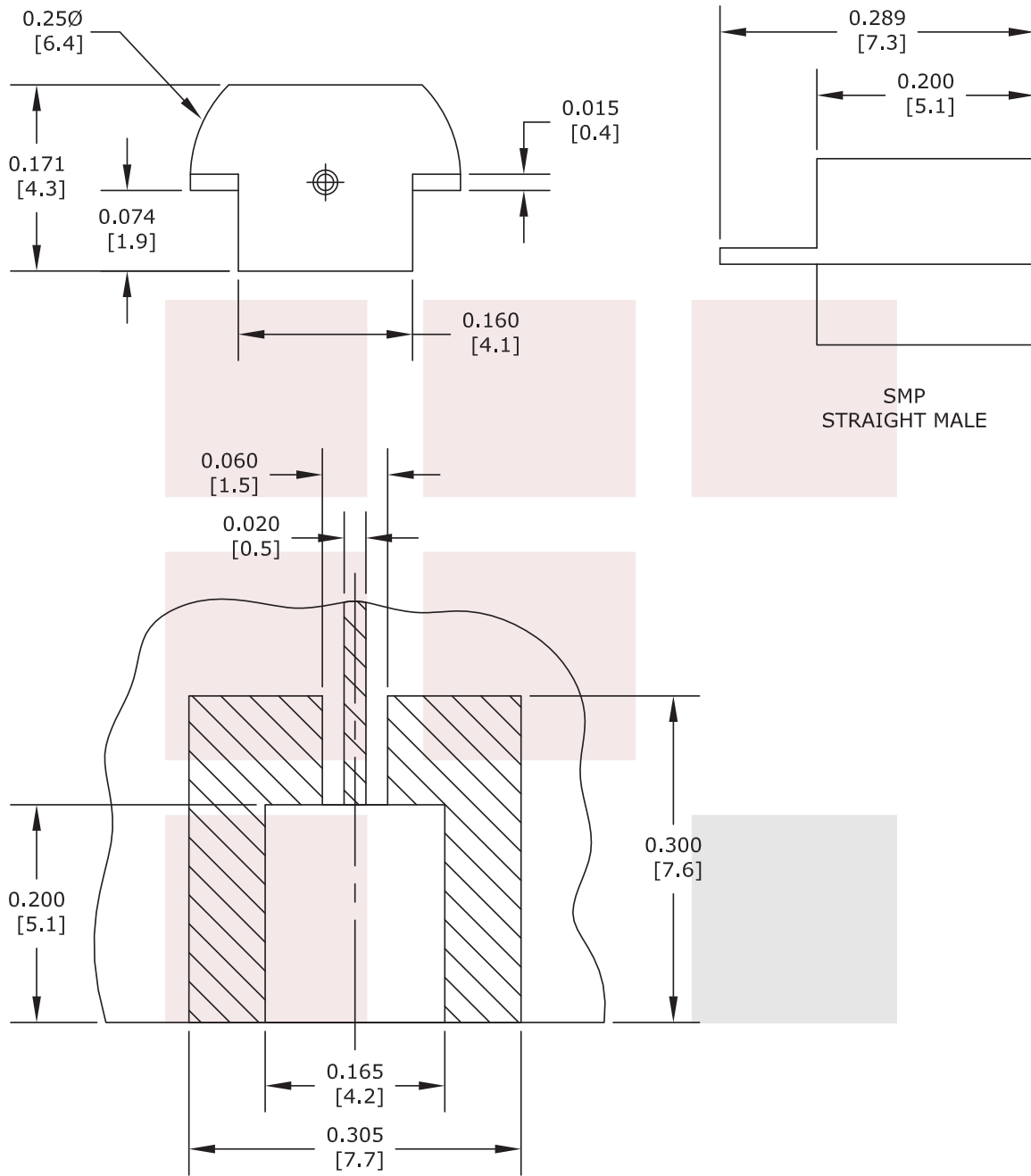
SMP Male Smooth Bore PCB Connector End Launch Solder Attachment Up To 8 GHz from Fairview Microwave is in-stock and available to ship same-day. All of our RF/microwave products are available off-the-shelf from our ISO 9001:2008 certified facilities in Allen, Texas. Fairview Microwave is RF on-demand.

For additional information on this product, please click the following link: [SMP Male Smooth Bore PCB Connector End Launch Solder Attachment Up To 8 GHz SC5193](#)

URL: <http://www.fairviewmicrowave.com/smp-male-standard-smooth-bore-end-launch-pcb-connector-sc5193-p.aspx>

The information contained in this document is accurate to the best of our knowledge and representative of the part described herein. It may be necessary to make modifications to the part and/or the documentation of the part, in order to implement improvements. Fairview Microwave reserves the right to make such changes as required. Unless otherwise stated, all specifications are nominal. Fairview Microwave does not make any representation or warranty regarding the suitability of the part described herein for any particular purpose, and Fairview Microwave does not assume any liability arising out of the use of any part or documentation.





FOOT PRINT

FAIRVIEW MICROWAVE INC. ALLEN, TX 75013 WWW.FAIRVIEWMICROWAVE.COM		NOTES: 1. UNLESS OTHERWISE SPECIFIED ALL DIMENSIONS ARE NOMINAL. 2. ALL SPECIFICATIONS ARE SUBJECT TO CHANGE WITHOUT NOTICE AT ANY TIME. 3. DIMENSIONS ARE IN INCHES [mm].			
TITLE SMP Male Smooth Bore PCB Connector End Launch Solder Attachment Up To 8 GHz		DWG NO SC5193		CAGE CODE 3FKR5	
CAD FILE	081514	SHEET	SCALE	N/A	SIZE A 2233