

## SMP Male (Plug) Limited Detent Hermetically Sealed Connector .070 inch Pin Terminal, Solder

SMP male limited detent hermetically sealed connector with solder attachment .070 inch pin terminal, part number SC5296, from Fairview Microwave is in-stock and ships same day. This SMP male connector operates up to a maximum frequency of 40 GHz. This blind mate connector is ideal for applications without direct visual or tactile access to the connection point, for example, when two circuit boards need to be mated.

Fairview's SMP male connector SC5296 datasheet specifications and outline drawing are shown in this PDF below. Our extensive offering of RF, microwave and millimeter wave connectors allows designers to configure and customize their signal connections however they like. From providing an I/O for a board design to creating a custom cable assembly configuration, Fairview Microwave has a connector solution to meet your needs. Fairview Microwave also has the expertise to build your custom cable assemblies for you and ship them same-day.

### Electrical Specifications

Description	Min	Typ	Max	Units
Frequency Range	DC		40	GHz

### Mechanical Specifications

<b>Size</b>	
Length	0.25 in [6.35 mm]
Width/Dia.	0.164 in [4.17 mm]
Weight	0.0006 lbs [0.27 g]

### Material Specifications

Description	Material	Plating
Contact	Kovar	Gold MIL-G-45204
Body	Kovar	Gold MIL-G-45204

### Environmental Specifications

<b>Temperature</b>	
Operating Range	-55 to +125 deg C

**Compliance Certifications** (see [product page](#) for current document)

### Plotted and Other Data

Notes:



### Configuration:

- Limited Detent SMP Male Connector
- DESC 94007
- 50 Ohms
- Straight Body Geometry
- .070 inch Pin Interface Type
- Solder Attachment

### Features:

- Operating Frequency of 40 GHz Max.
- Blind Mate Connector
- Hermetically Sealed
- Gold Plated Kovar Contact
- Contact plating according to MIL-G-45204

### Applications:

- General Purpose Test

Fairview Microwave  
301 Leora Ln., Suite 100  
Lewisville, TX 75056  
Tel: 1-800-715-4396 / (972) 649-6678  
Fax: (972) 649-6689  
[www.fairviewmicrowave.com](http://www.fairviewmicrowave.com)  
[sales@fairviewmicrowave.com](mailto:sales@fairviewmicrowave.com)

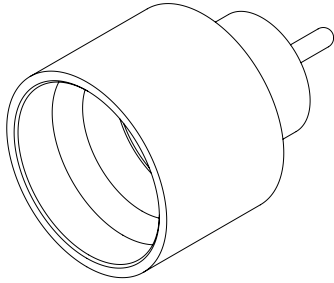
SMP Male (Plug) Limited Detent Hermetically Sealed Connector .070 inch Pin Terminal, Solder from Fairview Microwave is in-stock and available to ship same-day. All of our RF/microwave products are available off-the-shelf from our ISO 9001:2008 certified facilities in Lewisville, Texas. Fairview Microwave is RF on-demand.

For additional information on this product, please click the following link: [SMP Male \(Plug\) Limited Detent Hermetically Sealed Connector .070 inch Pin Terminal, Solder SC5296](#)

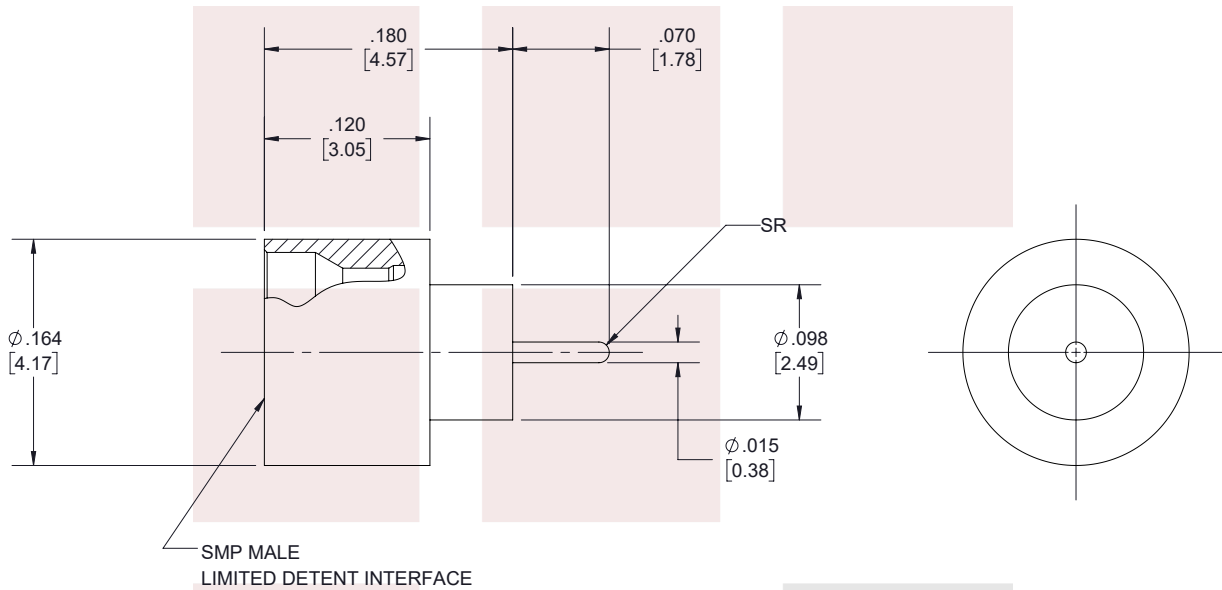
URL: <https://www.fairviewmicrowave.com/smp-male-standard-limited-detent-0.070-pin-terminal-connector-sc5296-p.aspx>

The information contained in this document is accurate to the best of our knowledge and representative of the part described herein. It may be necessary to make modifications to the part and/or the documentation of the part, in order to implement improvements. Fairview Microwave reserves the right to make such changes as required. Unless otherwise stated, all specifications are nominal. Fairview Microwave does not make any representation or warranty regarding the suitability of the part described herein for any particular purpose, and Fairview Microwave does not assume any liability arising out of the use of any part or documentation.





REVISIONS			
REV.	DESCRIPTION	DATE	APPROVED
B	PCR SC5296 20220805	09/02/2022	AGANWANI



NOTES:

- FORCE TO ENGAGE: 10.0 LBS MAX.  
FORCE TO DISENGAGE: 2.0 LBS MIN.

THESE COMMODITIES, TECHNOLOGY OR SOFTWARE WERE EXPORTED FROM THE UNITED STATES IN ACCORDANCE WITH THE EXPORT ADMINISTRATION REGULATIONS. DIVERSION CONTRARY TO U.S. LAW PROHIBITED.

TITLE

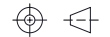
SMP Male (Plug) Limited Detent Hermetically Sealed Connector .070 inch Pin Terminal, Solder

UNLESS OTHERWISE SPECIFIED LEADING DIMENSIONS ARE INCHES  
DIMENSIONS IN [ ] ARE MILLIMETERS

TOLERANCES: CABLE LENGTH (L) TOLERANCES:

.X = ±.2 [5.08]	FRACTIONS ± 1/32	L ≤ 12 [305] = +1 [25] / -0
.XX = ±.02 [.51]	ANGLES ± 1°	12 [305] < L ≤ 60 [1524] = +2 [51] / -0
.XXX = ±.005 [.13]		60 [1524] < L ≤ 120 [3048] = +4 [102] / -0
		120 [3048] < L ≤ 300 [7620] = +6 [152] / -0
		300 [7620] < L = +5%L / -0

THIRD-ANGLE PROJECTION



THE INFORMATION AND DESIGN IN THIS DOCUMENT IS THE PROPERTY OF FAIRVIEW MICROWAVE CORPORATION. ALL RIGHTS RESERVED.

SHEET 1 OF 1

ALL DIMENSIONS SHOWN ARE FOR REFERENCE ONLY.

SCALE N/A

SIZE A	CAGE CODE 3FKR5	DRAWN BY AKRESOWSK	ITEM NO. SC5296	REV B
-----------	--------------------	-----------------------	--------------------	----------

T-Rev.D