

Right Angle 10-32 Male (Plug) Connector For .100 inch, RG316, RG174, RG188, LMR-100, LMR-100A, LMR-100-FR Cable, Crimp/Solder

RA 10-32 male connector with crimp/solder attachment for .100 inch, RG316, RG174, RG188, LMR-100, LMR-100A and LMR-100-FR, part number SC5561, from Fairview Microwave is in-stock and ships same day. This 10-32 male connector operates up to a maximum frequency of 2 GHz and offers good VSWR of 1.3:1. Its right angle body geometry facilitates connections in tight spaces.

Fairview's RA 10-32 male connector SC5561 datasheet specifications and outline drawing are shown in this PDF below. Our extensive offering of RF, microwave and millimeter wave connectors allows designers to configure and customize their signal connections however they like. From providing an I/O for a board design to creating a custom cable assembly configuration, Fairview Microwave has a connector solution to meet your needs. Fairview Microwave also has the expertise to build your custom cable assemblies for you and ship them same-day.

Electrical Specifications

Description	Min	Typ	Max	Units
Frequency Range	DC		2	GHz
VSWR			1.3:1	

Mechanical Specifications

Size	
Length	0.53 in [13.46 mm]
Width/Dia.	0.25 in [6.35 mm]
Height	0.64 in [16.26 mm]
Weight	0.012 lbs [5.44 g]

Material Specifications

Description	Material	Plating
Contact	Brass	Gold MIL-G-45204
Insulation	PTFE	
Body	Brass	Nickel QQ-N-290

Environmental Specifications

Temperature

Operating Range -55 to +155 deg C

Compliance Certifications (see [product page](#) for current document)

Plotted and Other Data

Notes:



Configuration:

- 10-32 Male Connector
- MIL-C-39012
- 50 Ohms
- Right Angle Body Geometry
- .100 inch, RG316, RG174, RG188, LMR-100, LMR-100A, LMR-100-FR Interface Type
- Crimp/Solder Attachment

Features:

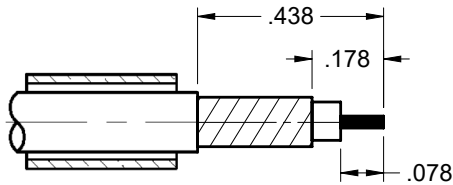
- Operating Frequency of 2 GHz Max.
- Good VSWR of 1.3:1
- Gold Plated Brass Contact
- Contact plating according to MIL-G-45204

Applications:

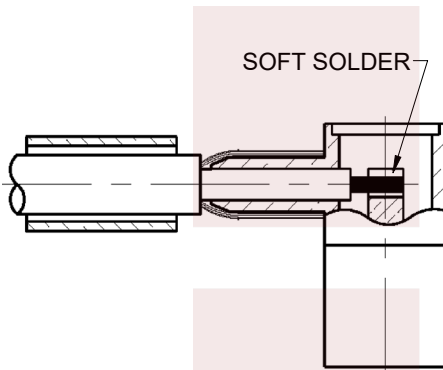
- General Purpose Test
- Custom Cable Assemblies

Fairview Microwave
301 Leora Ln., Suite 100
Lewisville, TX 75056
Tel: 1-800-715-4396 / (972) 649-6678
Fax: (972) 649-6689
www.fairviewmicrowave.com
sales@fairviewmicrowave.com

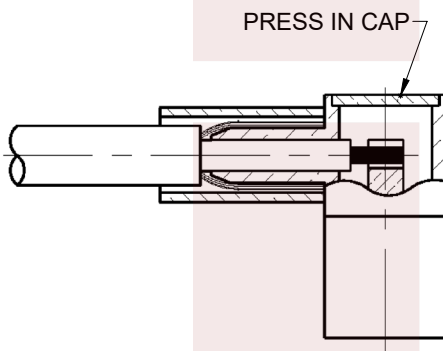
Assembly Instruction



- 1.) STRIP CABLE TO DIMENSIONS SHOWN. DO NOT NICK THE BRAID OR CENTER CONDUCTOR. SLIDE CRIMP TUBE AND ANY SHRINK-FIT TUBING ONTO CABLE AT THIS TIME.



- 2.) INSTALL CABLE INTO BODY ASSEMBLY SO THE TUBE PORTION OF THE BODY SLIDES UNDER THE CABLE BRAID. PUSH CABLE FORWARD UNTIL CENTER CONDUCTOR IS IN SLOT OF CONTACT AND CABLE BRAID MEETS CONNECTOR BODY. SOFT SOLDER CENTER CONDUCTOR IN PLACE.



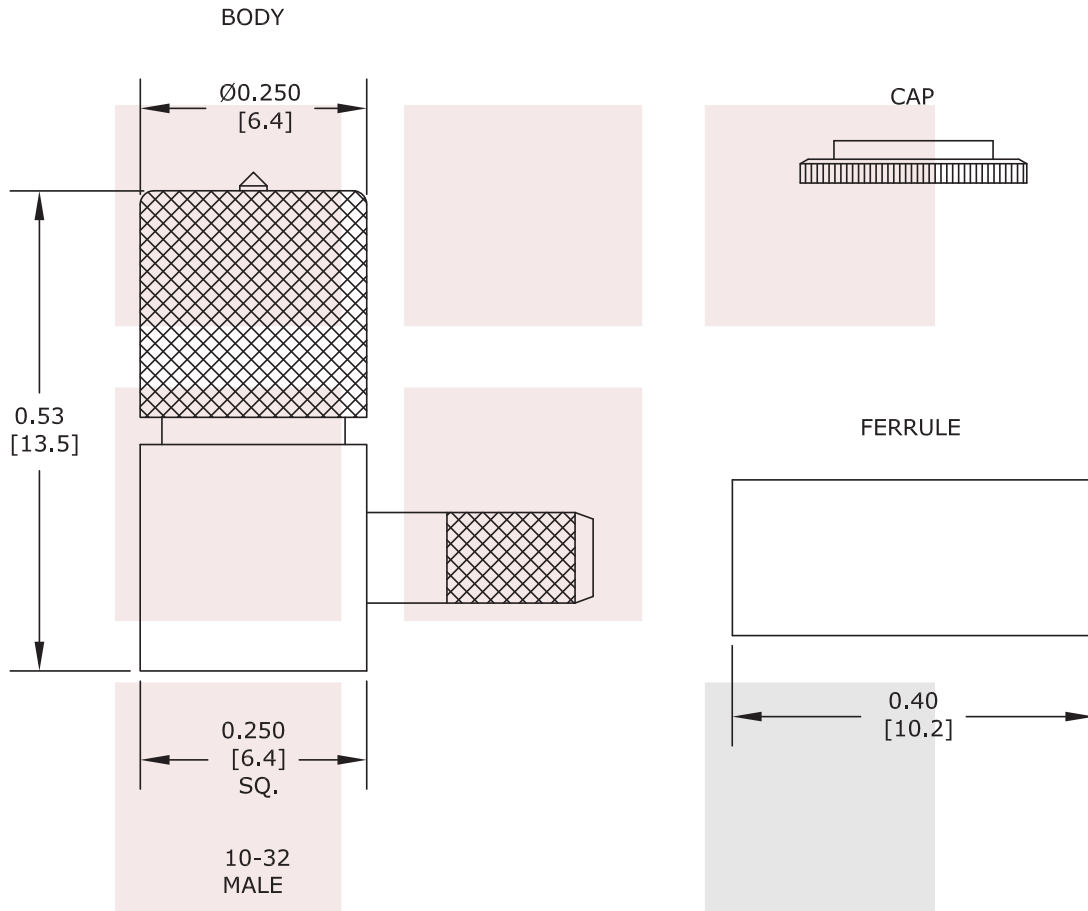
- 3.) SLIDE CRIMP TUBE OVER BRAID & UP AGAINST CONNECTOR BODY. CRIMP USING APPROPRIATE HEX CRIMPING TOOL AT .128 CRIMP SIZE. PLACE CAP INTO POSITION AND PRESS DOWN FLUSH WITH BODY.

Right Angle 10-32 Male (Plug) Connector For .100 inch, RG316, RG174, RG188, LMR-100, LMR-100A, LMR-100-FR Cable, Crimp/Solder from Fairview Microwave is in-stock and available to ship same-day. All of our RF/microwave products are available off-the-shelf from our ISO 9001:2008 certified facilities in Lewisville, Texas. Fairview Microwave is RF on-demand.

For additional information on this product, please click the following link: [Right Angle 10-32 Male \(Plug\) Connector For .100 inch, RG316, RG174, RG188, LMR-100, LMR-100A, LMR-100-FR Cable, Crimp/Solder SC5561](#)

URL: <https://www.fairviewmicrowave.com/10-32-male-standard-rg174-rg316-connector-sc5561-p.aspx>

The information contained in this document is accurate to the best of our knowledge and representative of the part described herein. It may be necessary to make modifications to the part and/or the documentation of the part, in order to implement improvements. Fairview Microwave reserves the right to make such changes as required. Unless otherwise stated, all specifications are nominal. Fairview Microwave does not make any representation or warranty regarding the suitability of the part described herein for any particular purpose, and Fairview Microwave does not assume any liability arising out of the use of any part or documentation.



STANDARD TOLERANCES	
.X	±0.2
.XX	±0.1
.XXX	±0.05

*STANDARD TOLERANCES APPLY ONLY TO DIMENSIONS IN INCHES

FAIRVIEW MICROWAVE INC.		NOTES: 1. UNLESS OTHERWISE SPECIFIED ALL DIMENSIONS ARE NOMINAL. 2. ALL SPECIFICATIONS ARE SUBJECT TO CHANGE WITHOUT NOTICE AT ANY TIME. 3. DIMENSIONS ARE IN INCHES [mm].			
ALLEN, TX 75013 WWW.FAIRVIEWMICROWAVE.COM		DWG NO		CAGE CODE	
TITLE Right Angle 10-32 Male (Plug) Connector For .100 inch, RG316, RG174, RG188, LMR-100, LMR-100A, LMR-100-FR Cable, Crimp/Solder		SC5561		3FKR5	
		CAD FILE	121316	SHEET	SCALE N/A