

N Male Connector Clamp/Solder Attachment For Semflex LA290 Cable

Type N male connector with clamp/solder attachment for Semflex LA290, part number SC7237, from Fairview Microwave is in-stock and ships same day. This type N male connector operates up to a maximum frequency of 18 GHz and offers excellent VSWR of 1.25:1.

Fairview's type N male connector SC7237 datasheet specifications and outline drawing are shown in this PDF below. Our extensive offering of RF, microwave and millimeter wave connectors allows designers to configure and customize their signal connections however they like. From providing an I/O for a board design to creating a custom cable assembly configuration, Fairview Microwave has a connector solution to meet your needs. Fairview Microwave also has the expertise to build your custom cable assemblies for you and ship them same-day.

Electrical Specifications

Description	Min	Typ	Max	Units
Frequency Range	DC		18	GHz
VSWR			1.25:1	

Mechanical Specifications

Size	
Length	1.74 in [44.2 mm]
Width/Dia.	0.82 in [20.83 mm]
Weight	0.10185 lbs [46.2 g]

Material Specifications

Description	Material	Plating
Contact	Beryllium Copper	Gold 50µ in. minimum
Insulation	PTFE	
Outer Conductor	Stainless Steel	Passivated
Body	Stainless Steel	Passivated

Compliance Certifications (see [product page](#) for current document)

Plotted and Other Data

Notes:



Configuration:

- N Male Connector
- 50 Ohms
- Straight Body Geometry
- Semflex LA290 Interface Type
- Clamp/Solder Attachment
- 3/4 inch Hex

Features:

- Operating Frequency of 18 GHz Max.
- Excellent VSWR of 1.25:1
- Gold Plated Beryllium Copper Contact
- 50µ in. minimum contact plating

Applications:

- General Purpose Test
- Custom Cable Assemblies


Fairview Microwave
 301 Leora Ln., Suite 100
 Lewisville, TX 75056
 Tel: 1-800-715-4396 / (972) 649-6678
 Fax: (972) 649-6689
www.fairviewmicrowave.com
sales@fairviewmicrowave.com

N Male Connector Clamp/Solder Attachment For Semflex LA290 Cable from Fairview Microwave is in-stock and available to ship same-day. All of our RF/microwave products are available off-the-shelf from our ISO 9001:2008 certified facilities in Lewisville, Texas. Fairview Microwave is RF on-demand.

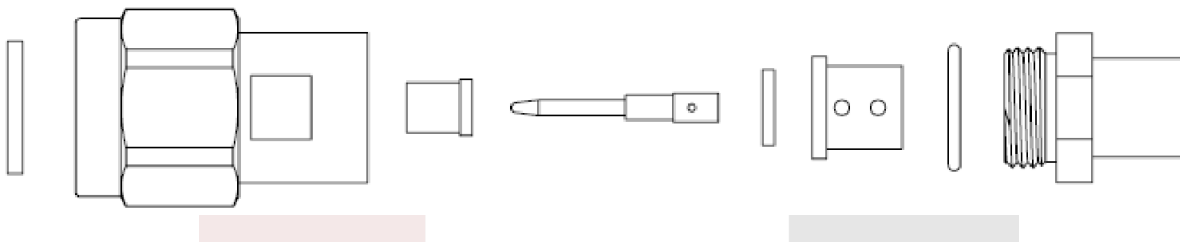
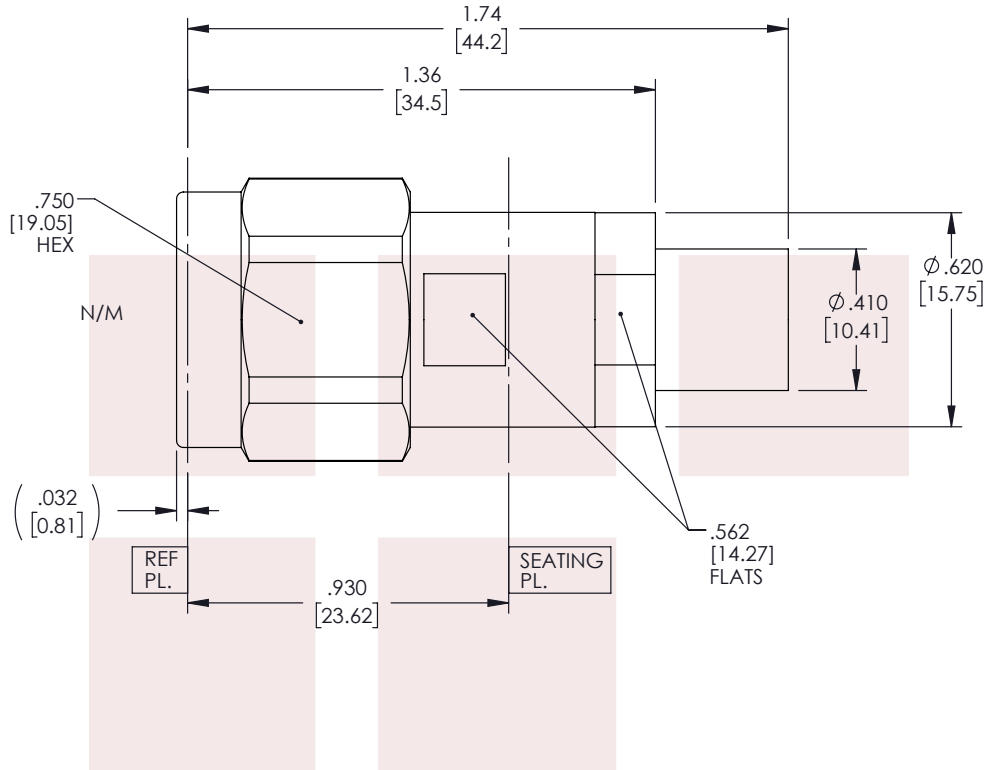
For additional information on this product, please click the following link: [N Male Connector Clamp/Solder Attachment For Semflex LA290 Cable SC7237](#)

URL: <https://www.fairviewmicrowave.com/n-male-standard-semflex-la290-connector-sc7237-p.aspx>

The information contained in this document is accurate to the best of our knowledge and representative of the part described herein. It may be necessary to make modifications to the part and/or the documentation of the part, in order to implement improvements. Fairview Microwave reserves the right to make such changes as required. Unless otherwise stated, all specifications are nominal. Fairview Microwave does not make any representation or warranty regarding the suitability of the part described herein for any particular purpose, and Fairview Microwave does not assume any liability arising out of the use of any part or documentation.



REVISIONS			
REV.	DESCRIPTION	DATE	APPROVED
B	UPDATE DATASHEET TO CURRENT FM FORMAT & ADDRESS	12/09/20	SELLIS



THESE COMMODITIES, TECHNOLOGY OR SOFTWARE WERE EXPORTED FROM THE UNITED STATES IN ACCORDANCE WITH THE EXPORT ADMINISTRATION REGULATIONS. DIVERSION CONTRARY TO U.S. LAW PROHIBITED.

TITLE

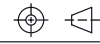
N Male Connector Clamp/Solder Attachment For Semflex LA290 Cable

UNLESS OTHERWISE SPECIFIED LEADING DIMENSIONS ARE INCHES
DIMENSIONS IN [] ARE MILLIMETERS

TOLERANCES: CABLE LENGTH (L) TOLERANCES:

.X = ±.2 [5.08]	FRACTIONS	L ≤ 12 [305] = +1 [25] / -0
.XX = ±.02 [.51]	± 1/32	12 [305] < L ≤ 60 [1524] = +2 [51] / -0
.XXX = ±.005 [.13]	ANGLES ± 1°	60 [1524] < L ≤ 120 [3048] = +4 [102] / -0
		120 [3048] < L ≤ 300 [7620] = +6 [152] / -0
		300 [7620] < L = +5%L / -0

THIRD-ANGLE PROJECTION



THE INFORMATION AND DESIGN IN THIS DOCUMENT IS THE PROPERTY OF FAIRVIEW MICROWAVE CORPORATION. ALL RIGHTS RESERVED.

SHEET 1 OF 1

ALL DIMENSIONS SHOWN ARE FOR REFERENCE ONLY.

SCALE N/A

SIZE A	CAGE CODE 3FKR5	DRAWN BY	ITEM NO. SC7237	REV B
------------------	---------------------------	----------	---------------------------	-----------------

T-Rev.D