

N-M CRIMP LMR400 CRIMP, CAPTIVE PIN

SC9118

SPECIFICATIONS

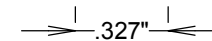
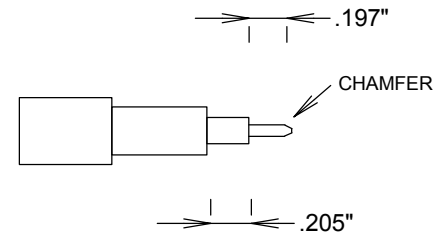


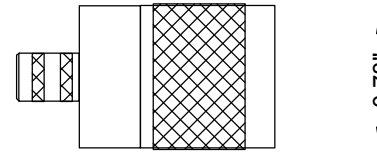
ELECTRICAL:

FREQUENCY: 0-11 GHZ
 VSWR 1.3:1 MAX
 IMPEDANCE: 50 OHMS

MECHANICAL:

MATERIAL BODY: Ni PLATED BRASS 100μ"
 CENTER CONTACT: BRASS
 CONTACT PLATING: Au 5μ"
 DIELECTRIC: PTFE
 INTERFACE: MIL-STD-348B
 ROHS COMPLIANT
 OP. TEMP RANGE: -55°C- +155°C

CABLES: LMR400



STRIPPING DIMENSIONS

TRIM CABLE, INSERT INTO BODY, CRIMP OUTER SHIELD

				FAIRVIEW MICROWAVE INC.			
				ALLEN, TX 75013 WWW.FAIRVIEWMICROWAVE.COM			
				TITLE			
				N-M CRIMP LMR400 CRIMP, CAPTIVE PIN			
SIZE	CAGE CODE	DWG NO			REV		
A	3FKR5	SC9118					
SCALE						SHEET	