

SMA Male (Plug) to SMA Male (Plug) Cable FM-F141 Coax Up To 18 GHz, 1.3 VSWR in 12 Inch and RoHS

The SMA male to SMA male 12 inch cable using FM-F141 coax, part number SCA52141-12, from Fairview Microwave is in-stock and ships same day. This Fairview SMA to SMA cable assembly has a male to male gender configuration with 50 ohm flexible FM-F141 coax. Fairview Microwave's flexible RF cable assemblies are ideal for applications where tight bends and continual flexure are required. The SCA52141-12 SMA male to SMA male cable assembly operates to 18 GHz. The double shielding of this Fairview cable assembly provides excellent shielding effectiveness.

Custom versions of most RF cable assemblies can be built and shipped same day. Custom cable assembly lengths can be obtained by specifying the desired length on the web site at time of order or by contacting a sales representative. Other RF cable assembly value added services including connector orientation or clocking, heat shrink booting and labeling are also available. RF testing can also be performed to document the electrical performance of your cable assembly.

Electrical Specifications

Description	Min	Typ	Max	Units
Frequency Range	DC		18	GHz
VSWR			1.3:1	

Performance by Frequency

Description	F1	F2	F3	F4	F5	Units
Frequency	1	10	18			GHz
Insertion Loss (Typ.)	0.13	0.45	0.64			dB

Electrical Specification Notes:

Insertion loss does not include the loss of the connectors.

Insertion loss is estimated as $0.05 \times \sqrt{f(\text{GHz})}$ dB per connector.

Mechanical Specifications

Cable Assembly

Length*	12 in [304.8 mm]
Weight	0.0436 lbs [19.78 g]

Cable

Cable Type	FM-F141
Impedance	50 Ohms
Inner Conductor Type	Solid
Inner Conductor Material and Plating	Copper, Silver
Dielectric Type	PTFE
Number of Shields	2
Shield Layer 1	Silver Plated Copper Tape
Shield Layer 2	Silver Plated Copper Braid
Jacket Material	FEP, Blue
Jacket Diameter	0.163 in [4.14 mm]



Configuration:

- SMA Male
- SMA Male
- FM-F141

Features:

-

Applications:

-

Fairview Microwave
 301 Leora Ln., Suite 100
 Lewisville, TX 75056
 Tel: 1-800-715-4396 / (972) 649-6678
 Fax: (972) 649-6689
www.fairviewmicrowave.com
sales@fairviewmicrowave.com

Connectors

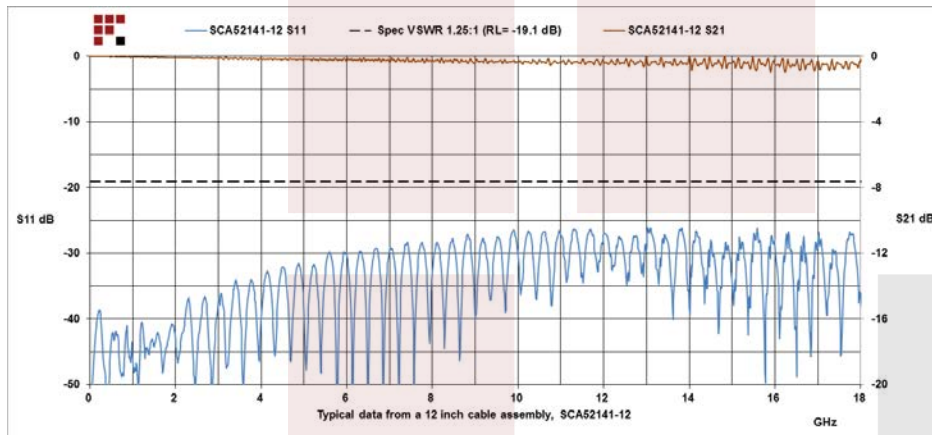
Description	Connector 1	Connector 2
Type	SMA Male	SMA Male
Configuration	Straight	Straight
Impedance	50 Ohms	50 Ohms
Contact Material & Plating	Brass, Gold	Brass, Gold
Dielectric Type	PTFE	PTFE
Body Material & Plating	Brass, Gold	Brass, Gold
Coupling Nut Material & Plating	Passivated Stainless Steel	Passivated Stainless Steel
Hex Size	5/16 inch	5/16 inch
Torque	5 in-lbs 0.57 Nm	5 in-lbs 0.57 Nm

Compliance Certifications (see [product page](#) for current document)

Plotted and Other Data

Notes:

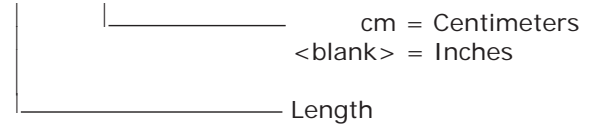
Typical Performance Data



How to Order

Part Number Configuration:

SCA52141 - xx uu



Example: SCA52141-12 = 12 inches long cable
SCA52141-100cm = 100 cm long cable

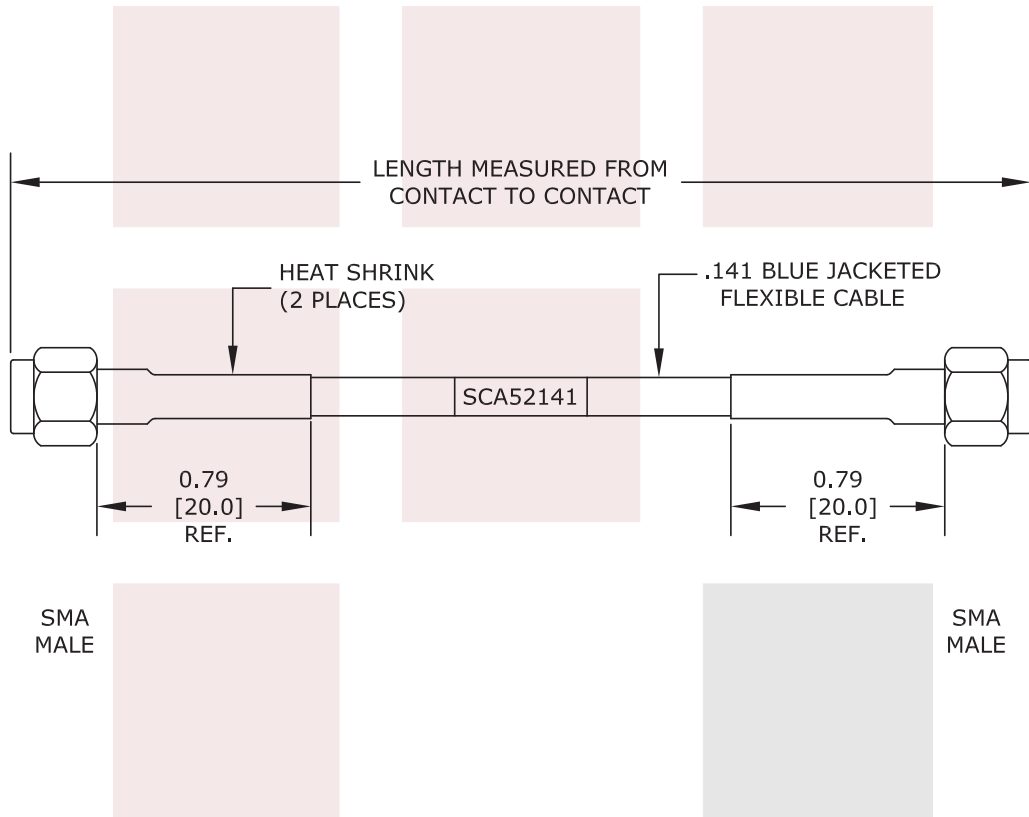
SMA Male (Plug) to SMA Male (Plug) Cable FM-F141 Coax Up To 18 GHz, 1.3 VSWR in 12 Inch and RoHS from Fairview Microwave has same day shipment for domestic and International orders. Our RF, microwave and millimeter wave products maintain a 99% availability and are part of the broadest selection in the industry.

Click the following link to obtain additional part information: [SMA Male \(Plug\) to SMA Male \(Plug\) Cable FM-F141 Coax Up To 18 GHz, 1.3 VSWR in 12 Inch and RoHS SCA52141-12](https://www.fairviewmicrowave.com/sma-male-sma-male-cable-fm-f141-coax-sca52141-12-p.aspx)

URL: <https://www.fairviewmicrowave.com/sma-male-sma-male-cable-fm-f141-coax-sca52141-12-p.aspx>

The information contained in this document is accurate to the best of our knowledge and representative of the part described herein. It may be necessary to make modifications to the part and/or the documentation of the part, in order to implement improvements. Fairview Microwave reserves the right to make such changes as required. Unless otherwise stated, all specifications are nominal. Fairview Microwave does not make any representation or warranty regarding the suitability of the part described herein for any particular purpose, and Fairview Microwave does not assume any liability arising out of the use of any part or documentation.





NOTES:

1. CABLES 36" AND UNDER HAVE 1 LABEL CENTERED. CABLES OVER 36" HAVE 2 LABELS, ONE AT EACH END 6.0" FROM THE END OF THE CONNECTOR.

STANDARD TOLERANCES	
.X	±0.2
.XX	±0.1
.XXX	±0.05

*STANDARD TOLERANCES APPLY ONLY TO DIMENSIONS IN INCHES

FAIRVIEW MICROWAVE INC. ALLEN, TX 75013 WWW.FAIRVIEWMICROWAVE.COM		NOTES: 1. UNLESS OTHERWISE SPECIFIED ALL DIMENSIONS ARE NOMINAL. 2. ALL SPECIFICATIONS ARE SUBJECT TO CHANGE WITHOUT NOTICE AT ANY TIME. 3. DIMENSIONS ARE IN INCHES [mm].	
TITLE SMA Male (Plug) to SMA Male (Plug) Cable FM-F141 Coax Up To 18 GHz, 1.3 VSWR in 12 Inch and RoHS		DWG NO SCA52141	CAGE CODE 3FKR5
CAD FILE	101916	SHEET	SCALE N/A SIZE A 41742